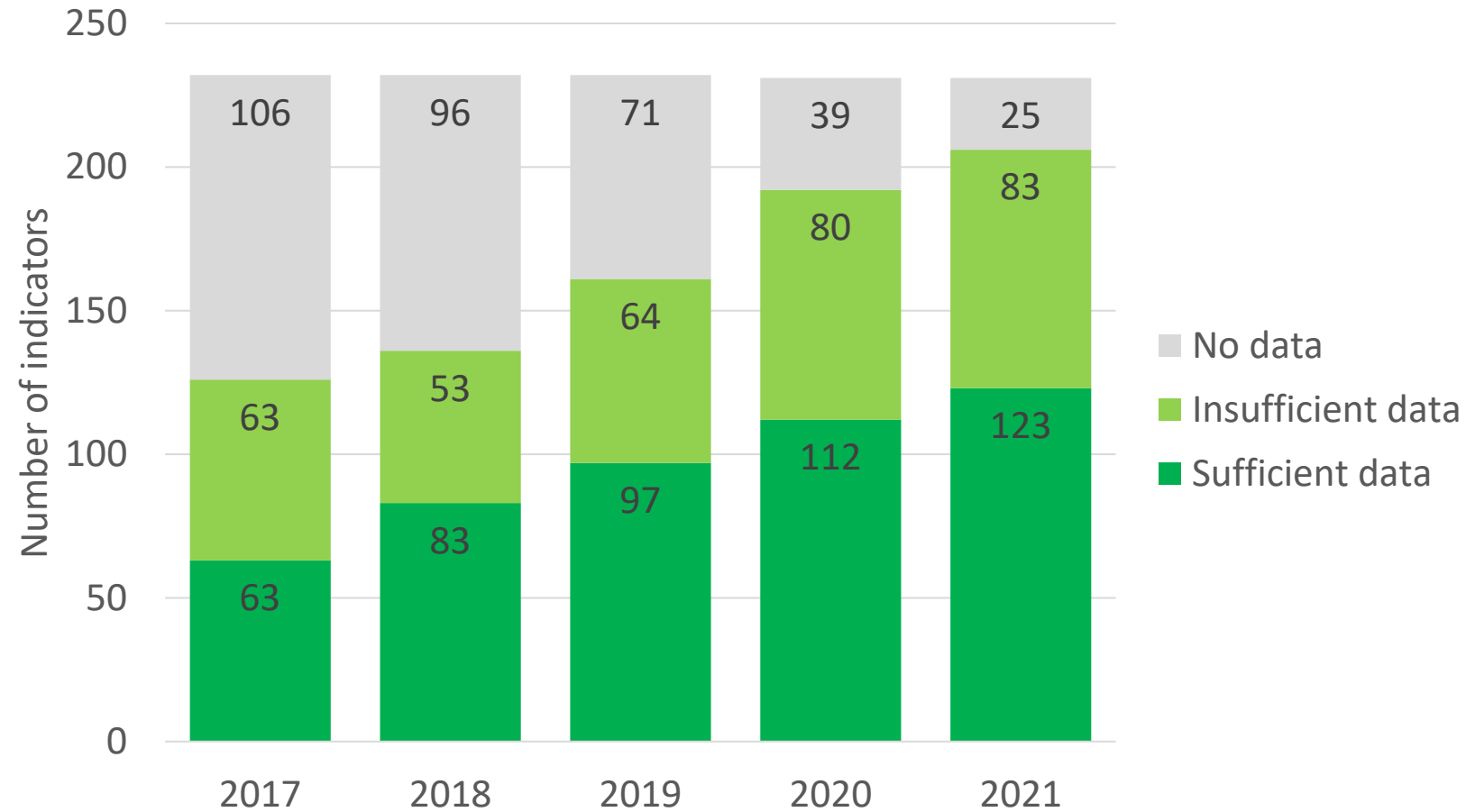


Where are the SDG data gaps in Asia-Pacific?

Dayyan Shayani, Arman Bidarbakht-Nia

Expert Meeting on Statistics for SDGs
5-6 May 2022, Geneva
Session 3: National coordination

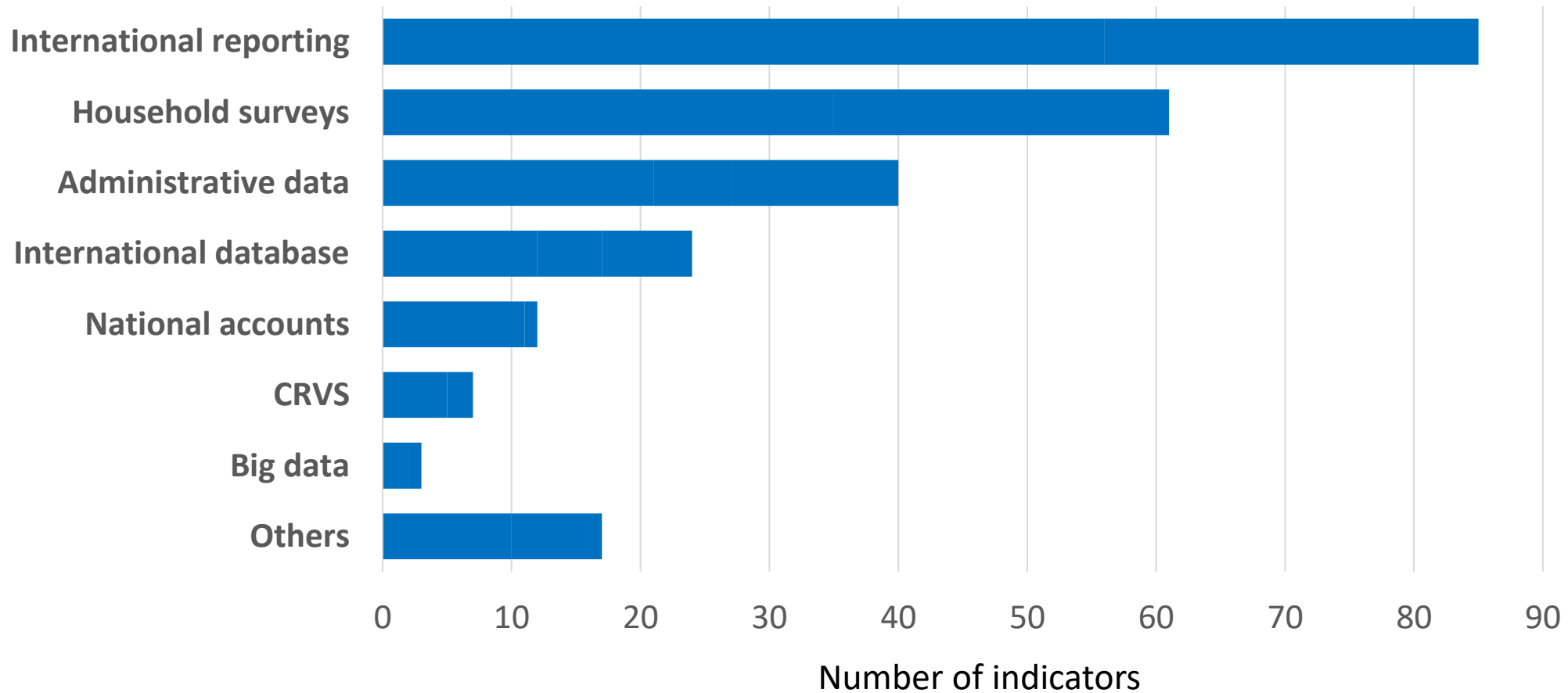
Data availability for SDG indicators in Asia-Pacific



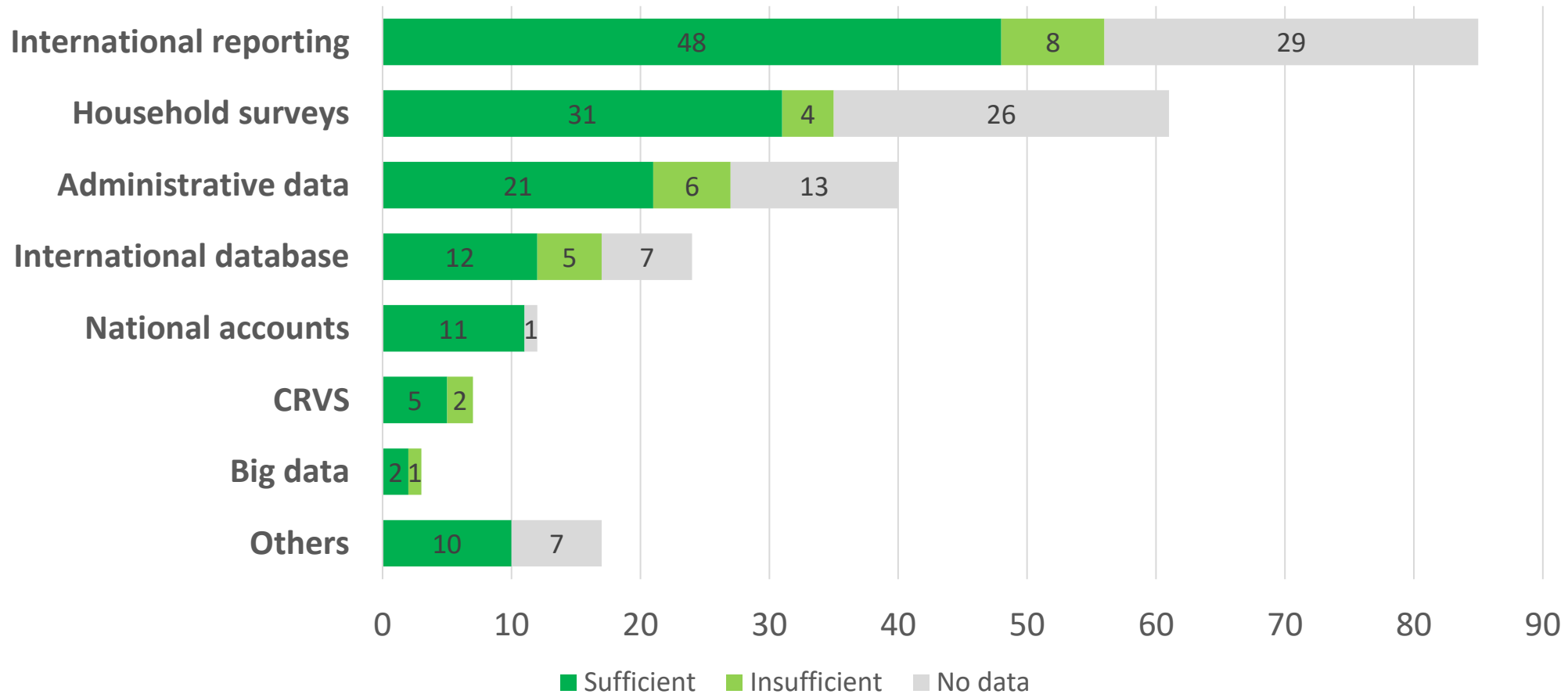
Questions

- Why aren't more data available?
- In which part of the data lifecycle is the roadblock?
- Where does SDG data come from?

Primary source of data for SDG indicators



Availability of data by primary source for country X



Data availability in Country X for indicators under Goal 1 for which household surveys are the primary source

Data availability and source

SDG indicators		No data	Insufficient	Sufficient
1.1.1	International poverty	-	-	HH survey with inc/exp module
1.2.1	National Poverty	-	-	HH survey with inc/exp module
1.2.2	Poverty according to national dimensions	Multipurpose HH survey	-	-
1.3.1	Social protection	-	-	World Bank ASPIRE
1.4.1	Access to basic water & sanitation services	-	-	Multipurpose HH survey
1.4.2	Land tenure rights	HIES/ Multipurpose HH survey	-	-
1.b.1	Pro-poor public social spending	Multipurpose HH survey	-	-

Availability of selected indicators

SDG Indicators		Number of countries or territories		
		No data	Insufficient	Sufficient
1.2.2	Poverty according to national dimensions	46	3	9
1.4.2	Land tenure rights	51	7	0
1.b.1	Pro-poor public social spending	58	0	0

Conclusions

- Every indicator is unique
- Existing data help uncover availability patterns
- ESCAP analysis and results will be publicly available



THANK YOU

Contact us:

stat.unescap@un.org

Follow us:



UNESCAP



UNESCAP



UNESCAP



UNITEDNATIONSESCAP



UNITEDNATIONSESCAP

