






























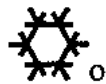





**Table 1. Symbols, their Illumination and Colors
 Required for Safety or by Other Standards**

Column 1	Column 2	Column 3	Column 4	Column 5
ITEM	SYMBOL	FUNCTION	ILLUMINATION	COLOR
Master lighting switch		Control	No	-
Telltale may not act as the telltale for the position (side) lamps.	 1	Telltale	Yes	Green
Headlamp high beams	 1	Control	No	-
		Telltale	Yes	Blue 2
Turn signals	 1,3	Control		
		Telltale	Yes	Green
Hazard warning signal	 1	Control	Yes	Red 2
		Telltale 4	Yes	Red 2
Front fog lamps	 1	Control	Yes	
		Telltale	Yes	Green
Rear fog lamp	 1	Control	Yes	
		Telltale	Yes	Yellow
Fuel level	  or 	Telltale	Yes	Yellow
		Indicator	Yes	
Engine oil pressure	 5	Telltale	Yes	Red 2
		Indicator	Yes	
Engine coolant temperature	 5	Telltale	Yes	Red 2
		Indicator	Yes	






















Column 1	Column 2	Column 3	Column 4	Column 5
ITEM	SYMBOL	FUNCTION	ILLUMINATION	COLOR
Electrical charging Condition		Telltale Indicator	Yes Yes	Red 2
Windshield wiping system (continuous)		Control	Yes	
Power window lock		Control		
Windshield washing system		Control	Yes	
Windshield washing and wiping system		Control	Yes	
Windshield defrosting and defogging system		Control	Yes	
		Telltale	Yes	Yellow
Rear window defrosting and defogging system		Control	Yes	
		Telltale	Yes	Yellow
Position, side marker, and/or end-outline marker lamps				
Seat belt		Telltale	Yes	Red 2
Airbag malfunction		Telltale	Yes	Red 2
Side airbag malfunction		Telltale	Yes	Red 2
Passenger Air bag off		Telltale	Yes	Yellow
Brake system malfunction may include Stop Lamp failure	 BRAKE 8	Telltale	Yes	Red 2

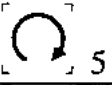
























Column 1	Column 2	Column 3	Column 4	Column 5
ITEM	SYMBOL	FUNCTION	ILLUMINATION	COLOR
Antilock brake system malfunction or Variable brake proportioning system malfunction		Telltale	Yes	Yellow
Antilock brake system malfunction in tow vehicle		Telltale	Yes	Yellow
Antilock brake system trailer fault		Telltale	Yes	Yellow
Speedometer	Km/h and MPH (upper or lower case)	Indicator	Yes	
Daytime running lamps	see S5.3.7.3	Telltale	Yes	Yellow
Parking brake applied		Telltale	Yes	Red 2
Horn		Control	No	
Engine on-board diagnostics		Telltale	Yes	Yellow
Heating System		Control	Yes	
Air Conditioning System		Control	Yes	
Automatic transmission control position	<i>(park)</i> <i>(reverse)</i> <i>(neutral)</i> <i>(drive)</i> P R N D 10	Indicator	Yes	
Engine Stop		Control	Yes	
Brake lining wear-out condition		Telltale	Yes	Yellow
Heating and/or air conditioning fan		Control	Yes	
























Notes to Table 1:


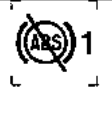


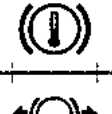

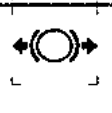










1. Framed areas of the symbol may be solid.
2. Red may be red-orange. Blue may be blue-green.
3. The pair of arrows is a single symbol. When the controls or telltales for left and right turn operate independently, however, the two arrows may be considered separate symbols and be spaced accordingly.
4. Not required when arrows of turn signal telltales that otherwise operate independently flash simultaneously as hazard warning telltale.
5. Combination of the engine oil pressure symbol and the engine coolant temperature symbol in a single telltale is permitted.
6. Separate identification not required if function is combined with master lighting switch.
7. Symbol not yet approved by ISO
8. English word or abbreviation not required after [insert 5 years after effective date of this rule].
9. If a single telltale is used to indicate more than one brake system condition, the brake system malfunction symbol must be used.
10. Letter "D" may be replaced by other alphanumeric character or symbol chosen by the manufacturer.
11. Use when engine control is separate from the key locking system























Table 2. Additional Symbols






















Column 1	Column 2	Column 3	Column 4
ITEM	SYMBOL	ITEM	SYMBOL
Headlamp cleaner		Headlamp leveling	 1,2
Headlamp passing beams and position lamps	 1,3	Parking lamp (if separate)	
Interior compartment illumination		Long range light	
Loading light		Elevated headlights Loading platform and rear axle may be omitted if appropriate	
Roof sign illumination		Exterior bulb failure	
First trailer turn signals		Second trailer turn signals	
Working light		Reading/map light	
Instrument panel illumination		Beacon	
Taxi sign light		Medical assistance sign light	
Manual Choke		Diesel pre-heat	
Hand Throttle		Odometer	km, if kilometers are shown, or miles, if miles are shown (upper or lower case)

























Column 1	Column 2	Column 3	Column 4
ITEM	SYMBOL	ITEM	SYMBOL
Tachometer	RPM or r/min	Engine Start	
Engine malfunction		Engine oil temperature	
Engine oil level		Engine oil filter	
Engine heating		Electronic diesel control	
Engine coolant level		Engine coolant heating	
Engine coolant fan		Engine inlet air filter	
Engine inlet air pre-heat		Engine exhaust gas filter	
Turbo		Emission system malfunction	
Low rear window washer fluid		Electrically heated windshield	
Low windshield washer fluid		Exterior mirror adjustment Symbol allows for mirror image and 90 degree rotation. Arrows can be omitted if the function does not exist.	 or 
Exterior mirror heating	 or 	Power folding exterior mirror	 or 
Side window heating		Windshield wiping system (intermittent)	








Column 1	Column 2	Column 3	Column 4
ITEM	SYMBOL	ITEM	SYMBOL
Rear window wiping system (continuous)		Rear window wiping system (intermittent)	
Rear window washing and wiping system		Rear window washing system	
Hood opener		Door lock	
Trunk opener		(Intentionally blank)	
Immobilizer/Theft protection		Child lock	
(Intentionally blank)		(Intentionally blank)	
Automatic Vehicle Speed (cruise control)		Steering circuit 1	
Steering circuit 2		Steering fluid level	
Steering malfunction		Four wheel steer	
Traction control		(Intentionally blank)	
Parking aid		(Intentionally blank)	
Power on/Off switch		Owner's manual	
Child seat placement prohibited		(Intentionally blank)	
Brake air/fluid pressure		Low brake fluid condition	
Brake system malfunction, 1 st trailer		(Intentionally blank)	

Column 1	Column 2	Column 3	Column 4
ITEM	SYMBOL	ITEM	SYMBOL
Brake system malfunction, 2 nd trailer		First trailer not equipped with ABS	 1
Second trailer not equipped with ABS		Brake temperature	 or 
Retarder		Spring brake release	
Exhaust gas brake		(Intentionally blank)	
Upper air outlet		Lower air outlet	
Upper and lower air outlets		Defrost and lower air outlet	
Passenger compartment air filter		Vent open	
Vent closed		Fresh air	 or 

Column 1	Column 2	Column 3	Column 4
ITEM	SYMBOL	ITEM	SYMBOL
Recirculated air	 or 	Fresh air - Truck	
Recirculated air – Truck		Roof ventilation – Truck	
Sun shade		Power Window	
(Intentionally blank)		Lighter	
Longitudinal seat adjustment		Seat back recline	
Seat height adjustment		Seat cushion front height adj.	
Seat cushion rear height adj		Head restraint adjustment	
Seat lumbar adjustment		Seat heater	
(Intentionally blank)		(Intentionally blank)	
Load tipping		Load tipping – trailer	
Diverging flap release		Diverging flap release – trailer	
Truck height control		Truck front height control	

Column 1	Column 2	Column 3	Column 4
ITEM	SYMBOL	ITEM	SYMBOL
Truck rear height control		Trailer lock up	
Fifth wheel height adjustment		Snowplow Platform and rear axle may be omitted from the symbol if appropriate	
Central lubrication		(intentionally blank)	
Fuel economy		Fuel temperature	 or 
Fuel filter	 or 	Fuel heating	 or 
Fuel system malfunction	 or 	Fuel shut off	
Transmission malfunction		Transmission fluid level	
Transmission temperature		Transmission converter temperature	
Transmission converter fluid level		Transmission converter malfunction	

Column 1	Column 2	Column 3	Column 4
ITEM	SYMBOL	ITEM	SYMBOL
(Intentionally blank)		Rear axle drive 4 x 4	
Front axle drive 4 x 4		All wheel drive 6 x 6	
Rear axle drive 6 x 6		Front axle drive 6 x 6	
Differential lock		Differential lock, rear axle 4 x 4	
Differential lock, transfer case 4 x 4		Differential lock, front axle 4 x 4	
Differential lock, bogie		Differential lock, rear axle 6 x 6	
Differential lock, front axle 6 x 6		Differential lock, bogie 6 x 6	
Differential lock, transfer case 6 x 6		Differential lock, transfer case and bogie 6 x 6	
Power take off #1 The number "1" should be omitted if only one power take off is available on a vehicle	 or 	Power take off #2	
Axle fluid level		Axle malfunction	
Axle lifting		Winch	
Door ajar		Cab lock Platform and rear axle may be omitted if appropriate.	

Column 1	Column 2	Column 3	Column 4
ITEM	SYMBOL	ITEM	SYMBOL
Tire malfunction		Tire pressure	 or 
Tire temperature		Intentionally blank	
Battery malfunction		Battery fluid level	
Battery shut off			

Notes to Table 2:

1. Framed areas of the symbol may be solid.
2. This symbol may be displayed with only one of the two arrows present
3. Separate identification not required if function is combined with master lighting switch.
4. Symbol not yet approved by ISO.
5. Use when engine control is separate from the key locking system.
6. If a single telltale is used to indicate more than one brake system condition, the brake system malfunction symbol must be used