

7 September 2010

Agreement

Concerning the Adoption of Uniform Technical Prescriptions for Wheeled Vehicles, Equipment and Parts which can be Fitted and/or be Used on Wheeled Vehicles and the Conditions for Reciprocal Recognition of Approvals Granted on the Basis of these Prescriptions*

(Revision 2, including the amendments which entered into force on 16 October 1995)

Addendum 44: Regulation No. 45

Revision 2

Incorporating all valid text (including the 01 series of amendments - Date of entry into force: 9 February 1988) up to:

Supplement 1 to the 01 series of amendments - Date of entry into force: 30 December 1990

Supplement 2 to the 01 series of amendments - Date of entry into force: 5 May 1991

Corrections referred to in the depositary notification C.N.78.1991.TREATIES-12 dated 20 June 1991

Corrigendum 1 to the 01 series of amendments to the Regulation referred to in the Depositary Notification C.N.351.1995.TREATIES-70 of 13 November 1995

Supplement 3 to the 01 series of amendments - Date of entry into force: 3 January 1998

Supplement 4 to the 01 series of amendments - Date of entry into force: 29 December 2000

Corrigendum 1 to Supplement 4 to the 01 series of amendments subject of Depositary Notification C.N.135.2001.TREATIES-1 dated 13 March 2001

Corrigendum 2 to Supplement 4 to the 01 series of amendments (French only) subject of Depositary Notification C.N.558.2001.TREATIES-1 dated 5 June 2001

Supplement 5 to the 01 series of amendments - Date of entry into force: 12 June 2007

Corrigendum 3 to Supplement 4 to the 01 series of amendments, subject of Depositary Notification C.N.269.2009.TREATIES-2 dated 30 April 2009

Supplement 6 to the 01 series of amendments - Date of entry into force: 24 October 2009

Corrigendum 1 to Supplement 6 to the 01 series of amendments, subject of Depositary Notification C.N.121.2010.TREATIES-1 dated 11 November 2009

Uniform provisions concerning the approval of headlamp cleaners and of power-driven vehicles with regard to headlamp cleaners



UNITED NATIONS

* Former title of the Agreement: Agreement Concerning the Adoption of Uniform Conditions of Approval and Reciprocal Recognition of Approval for Motor Vehicle Equipment and Parts, done at Geneva on 20 March 1958.

Regulation No. 45

Uniform provisions concerning the approval of headlamp cleaners and of power-driven vehicles with regard to headlamp cleaners

Contents

	<i>Page</i>
1. Scope	4
2. Definitions	4
3. Application for approval	5
4. Markings	6
5. Approval.....	6
6. General specifications	8
7. Cleaning efficiency verification	10
8. Modifications of type and extension of approval	11
9. Conformity of production.....	11
10. Penalties for non-conformity of production	12
11. Production definitely discontinued.....	12
12. Names and addresses of the technical services responsible for conducting approval tests and of administrative departments.....	12
13. Transitional provisions.....	12

Annexes

1. Communication concerning the approval or refusal or extension or withdrawal of approval or production definitely discontinued of a type of headlamp cleaner pursuant to Regulation No. 45	14
2. Communication concerning the approval or refusal or extension or withdrawal of approval or production definitely discontinued of a vehicle type with regard to headlamp cleaners, pursuant to Regulation No. 45	16
3. Arrangements of the approval marks	18
4. Procedure for testing the performance of headlamp cleaners.....	20

1. Scope

This Regulation applies to the approval of headlamp cleaners and to the approval of a type of vehicle with regard to headlamp cleaners.

In this case it is possible, at the manufacturer's choice, to install a headlamp cleaner previously approved as a component, but this previous approval is not mandatory.¹

2. Definitions

For the purposes of this Regulation:

- 2.1. “*Headlamp cleaner*” means a complete device with which all or part of the light emitting surface of a headlamp or an AFS system can be cleaned;
- 2.2. “*Type of headlamp cleaner*” means headlamp cleaners which do not differ in such essential respects as:²
 - 2.2.1. The trade name or mark;
 - 2.2.2. The cleaning principle employed;
 - 2.2.3. Different geometric dimensions of the headlamp, if this implies any modification of the components of the cleaner;
- 2.3. “*Vehicle type*” means vehicles which do not differ in such essential respects as:
 - 2.3.1. The type of headlamp cleaner;
 - 2.3.2. The geometric arrangements of the headlamp cleaning equipment, if this implies any modification of its operation;
 - 2.3.3. Capacity class of the fluid container;
- 2.4. “*Approval of a vehicle*” means approval of a vehicle type with regard to headlamp cleaners;
- 2.5. “*Fluid container*” means that part of the headlamp cleaner in which - in the appropriate cases - the cleaning fluid is stored;
- 2.6. “*Cleaning efficiency*” means the percentage of the intensity of illumination measured at a measuring point after cleaning with respect to the values measured with the sample totally clean;

¹ Adherence to this Regulation is not incompatible with the existence of national regulations which do not accept vehicles approved with headlamp cleaners of capacity class 25.

² Headlamp cleaners shall not be considered as different in type because of differences in fluid consumption, cleaning period or the fitting of cleaning elements, provided that compliance with this Regulation is verified by the technical service responsible for the approval tests. This is also valid, if headlamps to be cleaned differ only by the filament lamp used, the design for left hand or right hand traffic, the colour of the light or by parts of the headlamp which do not influence the effectiveness of the headlamp cleaner. In the case of different filament lamps only the headlamp version with the highest power consumption is to be tested.

- 2.7. “*Cleaning period*” means the period of time comprising one or more cleaning operations to fulfil the requirements specified in paragraph 7 below to be met.
- 2.8. “*Cleaning operation*” means any suitable process for cleaning;
- 2.9. The definitions given in Regulation No. 48 and its series of amendments in force at the time of application for type approval shall apply to this Regulation.

3. Application for approval

- 3.1. The application for approval of a type of headlamp cleaner shall be submitted by the holder of the trade name or mark or by his duly accredited representative.
- 3.2. The application for approval of a vehicle type with regard to the headlamp cleaners shall be submitted by the vehicle manufacturer or by his duly accredited representative.
- 3.3. The application shall specify either the type number or the approval number of the headlamp(s) or the shapes and dimensions of the headlamp(s) for which the cleaner is intended and shall be accompanied by the undermentioned documents, in triplicate giving the following particulars:
 - 3.3.1. Drawings showing in sufficient detail the installation to a vehicle, the relative attachment between the headlamp(s) and the wiper(s), nozzle(s), or corresponding parts, the position of the approval mark and the cleaning principle employed; where appropriate, the part of the illuminating surface of the headlamp relevant to the cleaner shall also be shown;
 - 3.3.2. Either a specification of the type(s) or the approval number(s) of the headlamp(s) for which the cleaner is intended if only a part of the lens is cleaned or a specification of the main measures (diameter and radius of curvature of the lens) if the lens is cleaned uniformly;
 - 3.3.3. A list, specifying the parts which constitute the headlamp cleaner and drawings thereof, (e.g. pumps, nozzles, valves, motors and wipers);
 - 3.3.4. A brief technical description indicating the length of the cleaning period, the consumption of cleaning fluid during the cleaning period and the minimum capacity of the container provided;
 - 3.3.5. A sample, complete with relevant headlamp(s) installed as described in paragraph 3.3.1., either on a suitable test fixture or on a vehicle representative of the type to be approved, in such a manner as to allow normal operation of the cleaner and the headlamp(s);
 - 3.3.6. A separate complete headlamp cleaning device;
 - 3.3.7. Instructions for the installation in case of approval of a headlamp cleaner;
 - 3.3.8. If required by the technical service responsible for conducting approval tests, technical documentation and further samples.

4. Markings

- 4.1. The headlamp cleaner shall on at least one main part bear the following marks clearly legible and indelible:
 - 4.1.1. The trade name or mark;
 - 4.1.2. In the case of electrically operated parts, the nominal voltage;
- 4.2. One main part of the cleaner submitted for approval shall bear a space of sufficient size for the approval mark; this space shall be shown in the drawing referred to in paragraph 3.3.1.
- 4.3. The vehicle submitted for approval shall bear a space of sufficient size for the approval mark, in accordance with annex 3 to this Regulation.

5. Approval

- 5.1. The approval of a headlamp cleaner shall extend only to the operating principle employed for the cleaning of either the types or the shapes and functions of headlamps indicated in the application for approval;
- 5.2. If the type of headlamp cleaner or vehicle submitted for approval pursuant to this Regulation meets the requirements of paragraphs 6 and 7 below, approval of that type of headlamp cleaner or vehicle shall be granted.
- 5.3. An approval number shall be assigned to each type approved. Its first two digits (at present 01 corresponding to the 01 series of amendments which entered into force on 9 February 1988) shall indicate the series of amendments incorporating the most recent major technical amendments made to the Regulation at the time of issue of the approval. The same Contracting Party may not assign the same number to another type of vehicle or headlamp cleaner.
- 5.4. Notice of approval, of extension or of refusal of approval of a vehicle type pursuant to this Regulation shall be communicated to the Parties to the Agreement applying this Regulation by means of a form conforming to the model in annex 1 to this Regulation and of drawings supplied by the applicant for approval, in a format not exceeding A4 (210 x 297 mm), or folded to that format, and on an appropriate scale.

Notice of approval, of extension or of refusal of approval of a type of headlamp cleaner shall be communicated to the Parties to the Agreement which apply this Regulation by means of a form conforming to the model in annex 2 to this Regulation and of drawings supplied by the applicant for approval, in a format not exceeding A4/(210 x 297 mm), or folded to that format, and on an appropriate scale.
- 5.5. There shall be affixed, conspicuously and in a readily accessible place specified on the approval form, to every vehicle or headlamp cleaner conforming to a type approved under this Regulation, an international approval mark consisting of:

- 5.5.1. A circle surrounding the letter “E” followed by the distinguishing number of the country granting approval;³
- 5.5.2. For a vehicle type, the number of this Regulation, followed by the letter R, a dash and the approval number to the right of the circle prescribed in paragraph 5.5.1.;
- 5.5.3. For a vehicle type, the following additional symbol: a rectangle surrounding a figure expressing the capacity class of the fluid container; the class can be either 50 or 25 as stipulated in paragraph 6.5.2.1.;
- 5.5.4. For a type of headlamp cleaner, an approval number.
- 5.6. If the vehicle conforms to a vehicle type approved, under one or more other Regulations annexed to the Agreement, in the country which has granted approval under this Regulation, the symbol prescribed in paragraph 5.5.1., need not be repeated; in such a case the regulation and approval numbers and the additional symbols of all the Regulations under which approval has been granted in the country which has granted approval under this Regulation shall be placed in vertical columns to the right of the symbol prescribed in paragraph 5.5.1.
- 5.7. The approval mark shall be clearly legible and be indelible.
- 5.8. For a vehicle type, the approval mark shall be placed either near the headlamps or close to or on the plate affixed by the manufacturer showing the characteristics of the vehicle.
- 5.9. Annex 3 to this Regulation gives examples of arrangements of approval marks.

³ 1 for Germany, 2 for France, 3 for Italy, 4 for the Netherlands, 5 for Sweden, 6 for Belgium, 7 for Hungary, 8 for the Czech Republic, 9 for Spain, 10 for Serbia, 11 for the United Kingdom, 12 for Austria, 13 for Luxembourg, 14 for Switzerland, 15 (vacant), 16 for Norway, 17 for Finland, 18 for Denmark, 19 for Romania, 20 for Poland, 21 for Portugal, 22 for the Russian Federation, 23 for Greece, 24 for Ireland, 25 for Croatia, 26 for Slovenia, 27 for Slovakia, 28 for Belarus, 29 for Estonia, 30 (vacant), 31 for Bosnia and Herzegovina, 32 for Latvia, 33 (vacant), 34 for Bulgaria, 35 (vacant), 36 for Lithuania, 37 for Turkey, 38 (vacant), 39 for Azerbaijan, 40 for The former Yugoslav Republic of Macedonia, 41 (vacant), 42 for the European Union (Approvals are granted by its Member States using their respective ECE symbol), 43 for Japan, 44 (vacant), 45 for Australia, 46 for Ukraine, 47 for South Africa, 48 for New Zealand, 49 for Cyprus, 50 for Malta, 51 for the Republic of Korea, 52 for Malaysia, 53 for Thailand, 54 and 55 (vacant), 56 for Montenegro, 57 (vacant) and 58 for Tunisia. Subsequent numbers shall be assigned to other countries in the chronological order in which they ratify or accede to the Agreement Concerning the Adoption of Uniform Technical Prescriptions for Wheeled Vehicles, Equipment and Parts which can be Fitted and/or be Used on Wheeled Vehicles and the Conditions for Reciprocal Recognition of Approvals Granted on the Basis of these Prescriptions, and the numbers thus assigned shall be communicated by the Secretary-General of the United Nations to the Contracting Parties to the Agreement.

6. General specifications

- 6.1. The headlamp cleaner shall be designed and constructed to clean those parts of the light-emitting surface of the headlamps which produce the principal passing beam and, as an option, the driving beam, so that at least the cleaning effect specified in paragraph 7 below is achieved.
- 6.1.1. In case the passing beam is provided by an adaptive front-lighting system (AFS): the headlamp cleaner shall be designed and constructed to clean those parts of the light-emitting surface of the AFS which need, according to the provisions of paragraph 6.22.9.1. of Regulation No. 48, to be installed with a cleaning device.
- 6.2. The headlamp cleaner shall be furthermore so designed that:
 - 6.2.1. When parts of the headlamp cleaner in the rest position(s) are on the headlamps' illuminating surface, the photometric values of the headlamps, and of the lamps which are grouped or reciprocally incorporated with the headlamp as submitted for test, measured at the points listed in the appropriate Regulation for which minimum values are specified, shall not be reduced by more than 5 per cent in any normal rest position(s) of those parts, with respect to those measured before installation of the cleaning device; in no case shall these values be less than the values prescribed in the Regulation in question;
 - 6.2.1.1. Paragraph 6.2.1. is not applicable when the headlamp and the parts of the headlamp cleaner referred to in paragraph 6.2.1. form a complete assembly during the approval of the headlamp;
 - 6.2.2. During operation, except in the rest position, the mechanical parts shall not cover more than:
 - 6.2.2.1. 20 per cent of the illuminating surface of a headlamp producing a passing beam;
 - 6.2.2.2. 10 per cent of the illuminating surface of a headlamp producing a driving beam not reciprocally incorporated with a headlamp producing a passing beam;
 - 6.2.3. It is able to operate at all temperatures between -10 °C and +35 °C and to operate satisfactorily at speeds between 0 and 130 km/h (or the maximum speed of the vehicle if it is below 130 km/h); this shall not apply, however, if the cleaner is blocked by snow or ice; the cleaner shall remain undamaged if exposed to a temperature of -35 °C and of +80 °C respectively for a period of one hour;
 - 6.2.4. In normal use, in spite of the vibration to which it may be subjected, its satisfactory operation continues to be ensured;
 - 6.2.5. It will not be functionally damaged due to water, ice or snow accumulating on it during normal operation of the vehicle, even if the cleaning liquid is frozen; a temporary failure due to freezing or deposit of snow shall not be considered as damage, provided that the device can be made to work again by simple means;

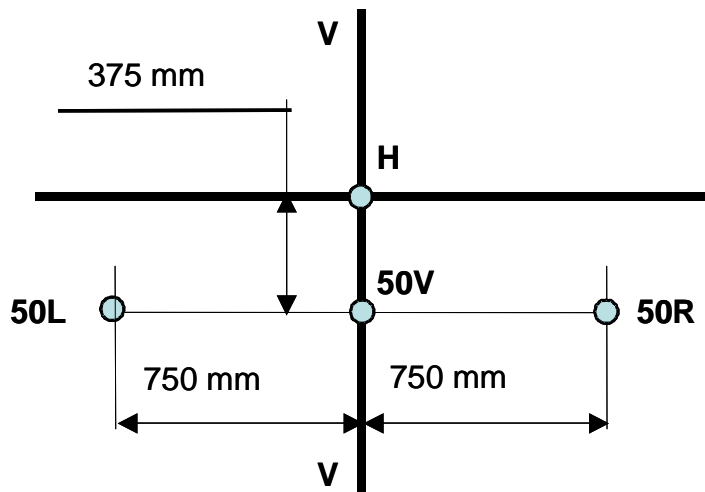
- 6.2.6. All elements which may come into contact with the cleaning fluid must be resistant against a mixture consisting of 50 per cent methyl alcohol, ethyl alcohol or isopropyl alcohol and 50 per cent water;
- 6.2.7. Its parts do not hinder the adjustment of the headlamps or the inserting or changing of filament lamps; if necessary, the cleaner or parts of it may be detachable, if they can be removed with simple tools.
- 6.3. Parts of the headlamp cleaner which, in the rest position(s) and/or during operation, form part of the external surface of the vehicle, shall meet the following requirements:
- 6.3.1. The parts shall not exhibit, directed outwards, any pointed or sharp parts or any projections of such shape, dimensions, direction or hardness as to be likely to increase the risk or severity of bodily injury to a person hit or brushed by the bodywork;
- 6.3.2. No protruding part on the external surface shall have a radius of curvature of less than 2.5 mm; this requirement shall not apply to parts of a hardness not exceeding 60 shore A;
- 6.3.3. In cases where the cleaner comprises a wiper, paragraph 6.3.2. above shall not apply to the wiper blades or to any supporting members. However, these units shall be so made as to have no sharp angles or pointed or cutting parts of a non-functional nature. Any wiper shaft shall be furnished with a protective casing having a radius of curvature of not less than 2.5 mm and a surface of not less than 50 mm²;
- 6.3.4. In cases where the cleaner comprises a nozzle(s), paragraph 6.3.2. shall apply neither to the functional parts of the nozzle(s) nor to the non-functional parts if they protrude less than 5 mm;
- 6.3.5. The provisions of paragraphs 6.3.1., 6.3.2. and 6.3.3. above shall not apply to those parts of the headlamp cleaner which are located so that, in static conditions, they cannot be contacted by a sphere 100 mm in diameter.
- 6.4. The conformity with specifications of paragraphs 6.2.3., 6.2.4., 6.2.5. and 6.2.6. shall be certified by the applicant. In the case of doubt, the technical service responsible for conducting the approval tests can verify that these requirements have been met.
- 6.5. In case of approval of a vehicle the following requirements shall also be met:
- 6.5.1. Cleaning of all headlamps producing the principal passing beam shall be compulsory. If there are more than two headlamps producing the driving beam, the cleaning of one pair of these headlamps shall be sufficient;
- 6.5.2. If the cleaner has a fluid container this may be combined with the fluid container for the windscreen washers and the rear window washer and shall satisfy the following requirements:
- 6.5.2.1. The capacity of the fluid container shall be sufficient for at least 50 cleaning periods for headlamp cleaners of capacity class 50 and at least 25 cleaning periods for headlamp cleaners of capacity class 25. If the container not only feeds the headlamp cleaner but also the windscreen washer and/or the rear window washer, this capacity shall be increased by one litre in all,
- 6.5.2.2. It shall be easy to check the level of the fluid, and the opening for filling shall be readily accessible;

- 6.5.3. Neither the cleaner nor any part of it shall prevent the adjustment of the headlamp and the replacement of the filament lamp. In case of need, the cleaner or part of it shall be removable with simple tools. No other prescribed or permissible lighting or light-signalling devices shall be impaired in their effectiveness either by parts or by the operation of the headlamp cleaner, except during the cleaning period; it must above all not systematically deposit any dirt when in normal service, on the light-emitting surfaces of other lighting or light-signalling devices;
- 6.5.4. The control of the cleaning device shall be operable from the driver's seat and may be coupled with the controls for other cleaning devices.
- In addition, when the cleaning device is required to be fitted according to Regulation No. 48, and in the absence of any automatic activation of the cleaning device, it must operate through at least one cleaning period when, the headlamps being already switched on, the windscreen washers are operated.
- 6.6. In the case where on a vehicle submitted for approval a headlamp cleaner previously approved as a component is fitted, only the requirements set forth in paragraphs 6.5. to 6.5.4. shall be verified.

7. Cleaning efficiency verification

- 7.1. The efficiency of the cleaner shall be tested in accordance with the requirements of Annex 4 to this Regulation. The cleaning efficiency at the points on the measuring screen which are specified below shall, after every cleaning period, amount to at least 70 per cent for the principal passing beam lamp and also 70 per cent for the optional driving lamp; in case of an AFS this provision applies to the photometric test procedures as defined in Annex 9 to Regulation No. 123 from those lighting units in the neutral state indicated in paragraph 6.1.1. above. In the case of a headlamp (Regulation No. 98 or 112) providing bend lighting, the headlamp shall be set for the test in a straight forward direction.

Diagram of Measuring Points on a Screen



- 7.2. The measuring point shall be located as shown in the above sketch, on a screen situated 25 m from the headlamp and perpendicular to its axis.
- 7.3 Measuring points for the headlamp producing the passing beam
- 7.3.1. Headlamps approved in respect of the passing beam only (marking C or HC or X C/V/E/W/T in the approval mark);
Measuring points: 50 R (L) and 50 V.⁴
- 7.3.2. Headlamps approved in respect of the passing beam and the driving beam (marking CR, HCR, C+R, C+HR, HC+R or HC+HR or X C/V/E/W/R/T).
Measuring points; 50R (L) (and 50V if in the same headlamps, different optical systems for the driving beam and the passing beam are provided).
- 7.4. Measuring point for the headlamp producing the driving beam
Measuring point: HV.

8. Modifications of type and extension of approval

- 8.1. Every modification of a type of headlamp cleaner or a vehicle type shall be notified to the administrative department which issued the approval. The department may then either:
- 8.1.1. Consider that the modifications introduced are unlikely to have an appreciable adverse effect and that in any case the headlamp cleaner or the vehicle still complies with the requirements; or
- 8.1.2. Require a further test report from the technical service responsible for conducting the tests.
- 8.2. Confirmation or refusal of approval, specifying the alternations, shall be communicated by the procedure specified in paragraph 5.4. above to the Parties to the Agreement applying this Regulation.
- 8.3. The competent authority issuing the extension of approval shall assign a series number to each communication form drawn up for such an extension.

9. Conformity of production

- 9.1. Every vehicle or headlamp cleaner bearing an approval mark as prescribed under this Regulation shall conform to the type approved and satisfy the requirements of paragraphs 6 and 7 above.
- 9.2. In order to verify conformity as prescribed in paragraph 9.1. above, a vehicle or headlamp cleaner bearing the approval mark pursuant to this Regulation shall be taken from the production.

⁴ R refers to right-hand driving.
L refers to left-hand driving.

10. Penalties for non-conformity of production

- 10.1. The approval granted in respect of a type of headlamp cleaner or a vehicle type pursuant to this Regulation may be withdrawn if the requirements laid down in paragraph 9.1. above are not complied with or if the sample taken fails to pass the tests prescribed in paragraph 9.2. above.
- 10.2. If a Party to the Agreement applying this Regulation withdraws an approval it has previously granted, it shall forthwith so notify the other Contracting Parties applying this Regulation, by means of a form conforming to the model in annexes 1 or 2 to this Regulation.

11. Production definitely discontinued

If the holder of the approval completely ceases to manufacture a type of headlamp cleaner or vehicle approved in accordance with this Regulation, he shall so inform the authority which granted the approval. Upon receiving the relevant communication, that authority shall inform thereof the other Parties to the Agreement applying this Regulation, by means of a form conforming to the model in annexes 1 or 2 to this Regulation.

12. Names and addresses of the technical services responsible for conducting approval tests and of administrative departments

The Parties to the Agreement applying this Regulation shall communicate to the United Nations Secretariat the names and addresses of the technical services responsible for conducting approval tests and of the administrative departments which grant approval and to which forms certifying approval or extension or refusal or withdrawal of approval, issued in other countries, are to be sent.

13. Transitional provisions

Installation of headlamp cleaners in new vehicles

- 13.1. As from the official date of entry into force of Supplement 4 to the 01 series of amendments, no Contracting Party applying this Regulation shall prohibit the fitting on a vehicle of a headlamp cleaner approved under this Regulation as amended by Supplement 4 to the 01 series of amendments.
- 13.2. Contracting Parties applying this Regulation shall continue to allow fitting on a vehicle of a headlamp cleaner approved to this Regulation as amended by the preceding series of amendments during the 24 months period which follows the date of entry into force of Supplement 4 to the 01 series of amendments.
- 13.3. Upon the expiration of a period of 48 months after the date of entry into force, Contracting Parties applying this Regulation may prohibit the fitting of a headlamp cleaner which does not meet the requirements of this Regulation as amended by Supplement 4 to the 01 series of amendments on a new

vehicle for which national type approval or individual type approval was granted more than 24 months after the date of entry into force of Supplement 4 to the 01 series of amendments to this Regulation.

- 13.3.1. However, Contracting Parties applying this Regulation may prohibit the fitting of headlamp cleaners which do not meet the requirements of this Regulation as amended by the 01 series of amendments on vehicles first brought into use more than five years after the date of entry into force of the 01 series of amendments.
- 13.3.2. However, Contracting Parties applying this Regulation may prohibit vehicles which do not meet the requirements of this Regulation as amended by the 01 series of amendments to be brought into use more than five years after the date of entry into force of the 01 series of amendments.
- 13.4. Upon the expiration of a period of 60 months after the date of entry into force, Contracting Parties applying this Regulation may prohibit the fitting of a headlamp cleaner which does not meet the requirements of this Regulation as amended by Supplement 4 to the 01 series of amendments on a new vehicle first registered more than 60 months after the date of entry into force of Supplement 4 to the 01 series of amendments to this Regulation.

Annex 1

Communication

(Maximum format: A4 (210 x 297 mm))



issued by:

Name of administration:

.....
.....
.....

concerning:²

APPROVAL GRANTED
APPROVAL EXTENDED
APPROVAL REFUSED
APPROVAL WITHDRAWN
PRODUCTION DEFINITELY DISCONTINUED

of a type of headlamp cleaner pursuant to Regulation No. 45

Approval No.

Extension No.

1. Trade name or mark of the headlamp cleaner:
.....
2. Cleaner type:
3. Manufacturer's name and address:
.....
4. If applicable, name and address of manufacturer's representative:
.....
5. Approved for the following headlamps (type or approval number) and/or the shapes and dimensions of relevant headlamp:
.....
6. Brief description of the cleaner:
.....
7. Submitted for approval on:
8. Technical service responsible for conducting approval tests:

¹ Distinguishing number of the country which has granted/extended/refused/withdrawn approval (see approval provisions in the Regulation).

² Strike out what does not apply.

9. Date of report issued by that service:
10. Number of report issued by that service:
11. Approval granted/refused/extended/withdrawn²:
12. Position of the approval mark on the headlamp cleaner:
13. Place:
14. Date:
15. Signature:
16. The following documents, bearing the approval number shown above, are available on request:
 - ... drawings showing the installation of the headlamp cleaner and its relative attachment for which this approval is valid;
 - ... drawings, diagrams and plans for the cleaner;
 - ... photographs.

Annex 2

Communication

(Maximum format: A4 (210 x 297 mm))



issued by:

Name of administration:

.....
.....
.....

concerning:²

APPROVAL GRANTED
APPROVAL EXTENDED
APPROVAL REFUSED
APPROVAL WITHDRAWN
PRODUCTION DEFINITELY DISCONTINUED

of a vehicle type with regard to headlamp cleaners, pursuant to Regulation No. 45

Approval No.

Extension No.

1. Trade name or mark of the vehicle:
.....
2. Vehicle type:
3. Manufacturer's name and address:
.....
4. If applicable, name and address of manufacturer's representative:
.....
5. Trade name or mark of headlamp cleaner:
6. Cleaner type:
7. Headlamp cleaner(s) type approval number(s) (where the vehicle is equipped with a previously approved headlamp cleaner):
.....
8. Approved for the following headlamps (type or approval number or shapes and dimensions):
.....

¹ Distinguishing number of the country which has granted/extended/refused/withdrawn approval (see approval provisions in the Regulation).

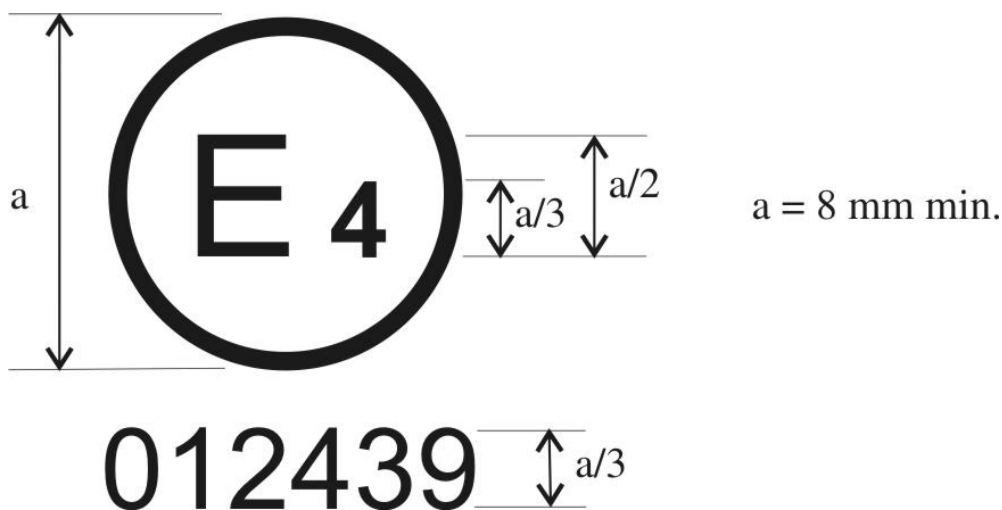
² Strike out what does not apply.

9. Brief description of the cleaner:
10. Capacity class of the fluid container: 25/50²
11. Submitted for approval on:
12. Technical service responsible for conducting approval tests:
13. Date of report issued by that service:
14. Number of report issued by that service:
15. Approval granted/refused/extended/withdrawn²:
16. Position of the approval mark on the vehicle:
17. Place:
18. Date:
19. Signature:
20. The following documents, bearing the approval number shown above, are available on request:
 - ... drawings showing the installation of the headlamp cleaner and its relative attachment for which this approval is valid;
 - ... drawings, diagrams and plans for the cleaner;
 - ... photographs.

Annex 3

Arrangements of the approval marks

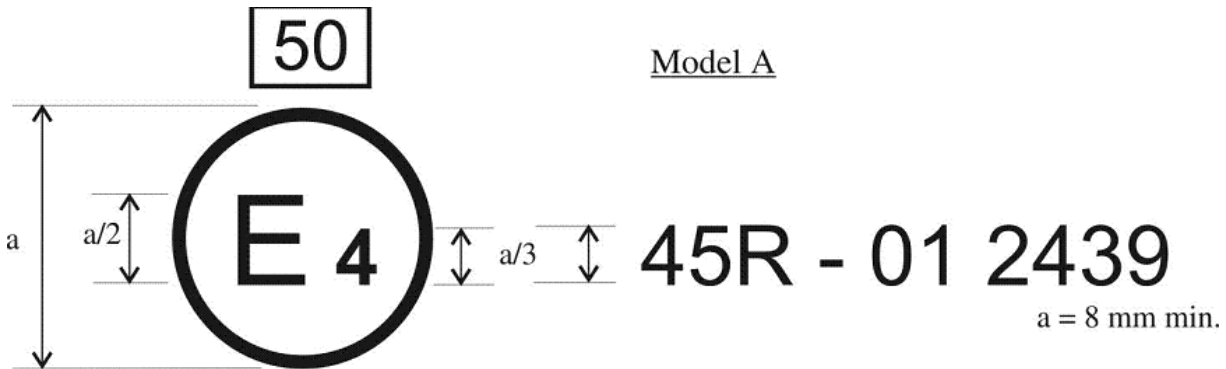
I. Arrangement of the approval mark for a headlamp cleaner



The above approval mark affixed to a headlamp cleaner indicates that the cleaner has been approved in the Netherlands (E 4) under the approval number 012439. The first two digits of the approval number indicate that the approval was granted in accordance with the requirements of Regulation No. 45 as amended by the 01 series of amendments.

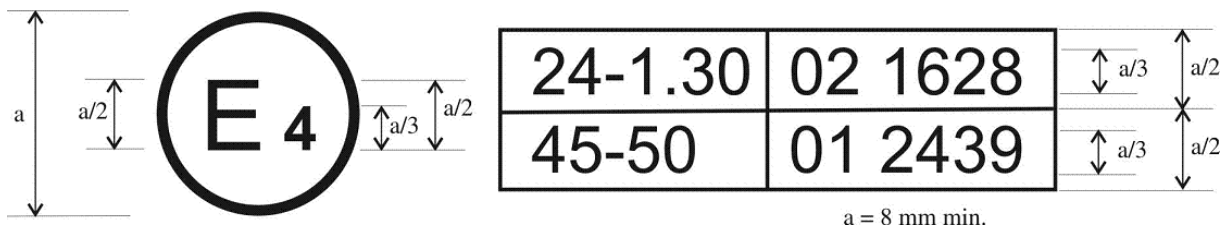
Note: The approval number must be placed close to the circle and must be in a position either above or below the letter “E” or to the left or the right of that letter. The digits of the approval number must be on the same side of the letter “E” and face the same way. The competent authorities shall avoid using Roman numerals for approval, in order to prevent any confusion with other symbols.

II. Arrangements of approval marks for a vehicle with regard to headlamp cleaners



The above approval mark affixed to a vehicle shows that the vehicle type concerned has been approved in the Netherlands (E 4) pursuant to Regulation No. 45 under the approval number 012439. The first two digits of the approval number indicate that the approval was granted in accordance with the requirements of Regulation No. 45 as amended by the 01 series of amendments. The capacity class is 50.

Model B



The above approval mark affixed to a vehicle shows that the vehicle type concerned has been approved in the Netherlands (E 4) pursuant to Regulations Nos. 24 and 45*. The first two digits of the approval numbers indicate that, at the dates when the respective approvals were granted, Regulation No. 24 included already the 02 series of amendments and Regulation No. 45 included the 01 series of amendments. The capacity class is 50.

* The first number is given merely as an example.

Annex 4

Procedure for testing the performance of headlamp cleaners

1. General comments

The tests shall be carried out in still air at an ambient temperature of 23 °C ±5 °C.

During the various phases of the test, precautions shall be taken to avoid a thermal shock to the headlamp glass.

If the manufacturer of the cleaning device has the intention to provide several positions of the cleaning device and the headlamps, only the headlamp in its worst position to the cleaning device must be tested. If a cleaning fluid is used the additional nozzles for the non-simulated side must be present on the test fixture for checking the fluid consumptions.

2. Test equipment

2.1. Test mixture

2.1.1. For headlamp with the outside lens in glass:

A mixture of water and polluting agent to be applied to the headlamp shall be composed of:

- (a) 9 parts by weight of silica sand with a particle size of 0-100 µm corresponding to distribution prescribed in paragraph 2.1.3,
- (b) 1 part by weight of vegetable carbon dust (beechwood) with a particle size of 0-100 µm,
- (c) 0.2 part by weight of NaCMC¹, and

An appropriate quantity of distilled water with a conductivity of ≤ 1 mS/m.

2.1.2. For headlamp with the outside lens in plastic material:
The mixture of water and polluting agent to be applied to the headlamp shall be composed of:

- (a) 9 parts by weight of silica sand with a particle size of 0-100 µm corresponding to distribution prescribed in paragraph 2.1.3.,
- (b) 1 part by weight of vegetable carbon dust (beechwood) with a particle size of 0-100 µm,
- (c) 0.2 part by weight of NaCMC¹,
- (d) 5 parts by weight of sodium chloride (pure at 99 %)
- (e) 13 parts by weight of distilled water with a conductivity of ≤ 1 mS/m, and 2 ±1 drops of surfactant.

¹ NaCMC represents the sodium salt of carboxymethylcellulose, customarily referred to as CMC. The NaCMC used in the polluting agent mixture shall have a degree of substitution (DS) of 0.6-0.7 and a viscosity of 200-300 cP for a 2 per cent solution at 20 °C.

2.1.3. Particle-size distribution

<i>Particle size (in μm)</i>	<i>Particle-size distribution in (%)</i>
0 to 5	12 \pm 2
5 to 10	12 \pm 3
10 to 20	14 \pm 3
20 to 40	23 \pm 3
40 to 80	30 \pm 3
80 to 100	9 \pm 3

- 2.1.4. The mixture shall be fit for applying to the headlamp by the spray gun specified under 2.3. below. The mixture shall be used not earlier than two hours and not later than 24 hours after preparation. It shall be given into the gun immediately before use.
- 2.2. The photometric measuring equipment shall be equivalent to that used in connection with the approval of headlamps.
- 2.3. A power supply of sufficient capacity (during the cleaning period the voltage drop must not be more than 1 per cent), a voltmeter for short time measurements (oscillograph), a spray gun at an operating pressure of about 500 kPa with a flow cup and a nozzle of 1.5 mm diameter.
- 2.4. If not tested on the vehicle, the headlamp(s) and the cleaner shall be mounted on a test fixture which reproduces the installation on the vehicle and permits normal operation of both cleaner and headlamp(s).
- 2.5. For the purpose of the test on electrically operated devices the power supply shall be adjusted in such a way that under load at the contacts of the largest consumer the voltage is 13.0 V in the case of 12 V systems and 27.0 V in the case of 24 V systems. As far as the measurements of illumination are concerned, they shall be carried out on the basis of the approval tests for the headlamps. In case of doubt only measurements performed with a standard filament lamp are valid.
3. Photometric measurements of the headlamp when clean
The light-emitting surface of the headlamp shall be clean and the headlamp cleaner shall be in the stationary position. The photometric measurements shall be made in compliance with the specifications of the relevant Regulation, as well as the measurements prescribed in paragraph 4 below. The illumination shall then be measured at the measuring points specified in paragraph 7 of this Regulation.
4. Evaluation of cleaning efficiency
- 4.1. After the headlamp(s) has been operated for 10 minutes the dirt mixture shall be applied evenly to its entire light-emitting surface using the spray gun mentioned above. The mixture shall then be dried either by operating the headlamp or using hot air. This procedure shall be repeated, if necessary until the luminous intensity in all measuring points has been reduced below 20 per cent of the values according to paragraph 3 of this annex. At least the luminous intensity in one of the several measuring points shall be between 15 and 20 per cent.

- 4.1.1. The values to be used during the tests for the duration of the cleaning period and the consumption of cleaning fluid during this period shall be the values declared by the manufacturer. The fluid consumption shall be measured as the mean value over several cleaning periods as specified by the manufacturer.
- 4.1.2. After the headlamp has cooled down and not later than two hours after the dirt has dried the headlamps shall be switched on and the headlamp cleaner shall be operated for the cleaning period specified by the manufacturer. This cleaning period shall not exceed 10 s.
- 4.2. If a cleaning fluid is used for the cleaning operation, the test shall be performed with distilled water with a conductivity of not more than 10 $\mu\text{S}/\text{cm}$.
- 4.3. If the cleaner is designed to be manually operated, the cleaning shall be accomplished with a maximum of five operations within the time-limit specified in paragraph 4.1.2. above.
- 4.4. Where the cleaner is not electrically operated, the operating conditions for the test shall be specified by the technical service in accordance with the manufacturer.
- 4.5. After the cleaning operation, the headlamp shall have been allowed to dry. Then the illumination at the measuring points shall be measured again as required in paragraph 3 above and values thus obtained shall comply with the requirements specified in paragraph 7 of this Regulation.
- 4.6. If the result of the measurements does not meet the requirements according to paragraph 4.5. above it is permitted, in the case of a headlamp cleaner operated with a cleaning fluid, to try to achieve better results by adjusting the jet of the fluid.
