

Example on how to create a traffic sign.

A truck or a car get trapped on railway track, and we want to design a sign to strongly order the driver to break the gate barrier immediately and without hesitation once he or she is trapped to avoid a deadly accident with a train.


First of the three steps to create a traffic sign; is the **reasons**, this require analyzing and identifying the hazards in the situation.

A trapped vehicle on railway track and a train is approaching it, which will result in a deadly accident.

Second step; is **writing down** the required safety message for the driver.

If you are trapped on the railway track, break the barrier immediately without hesitation to avoid a deadly crash with a train.

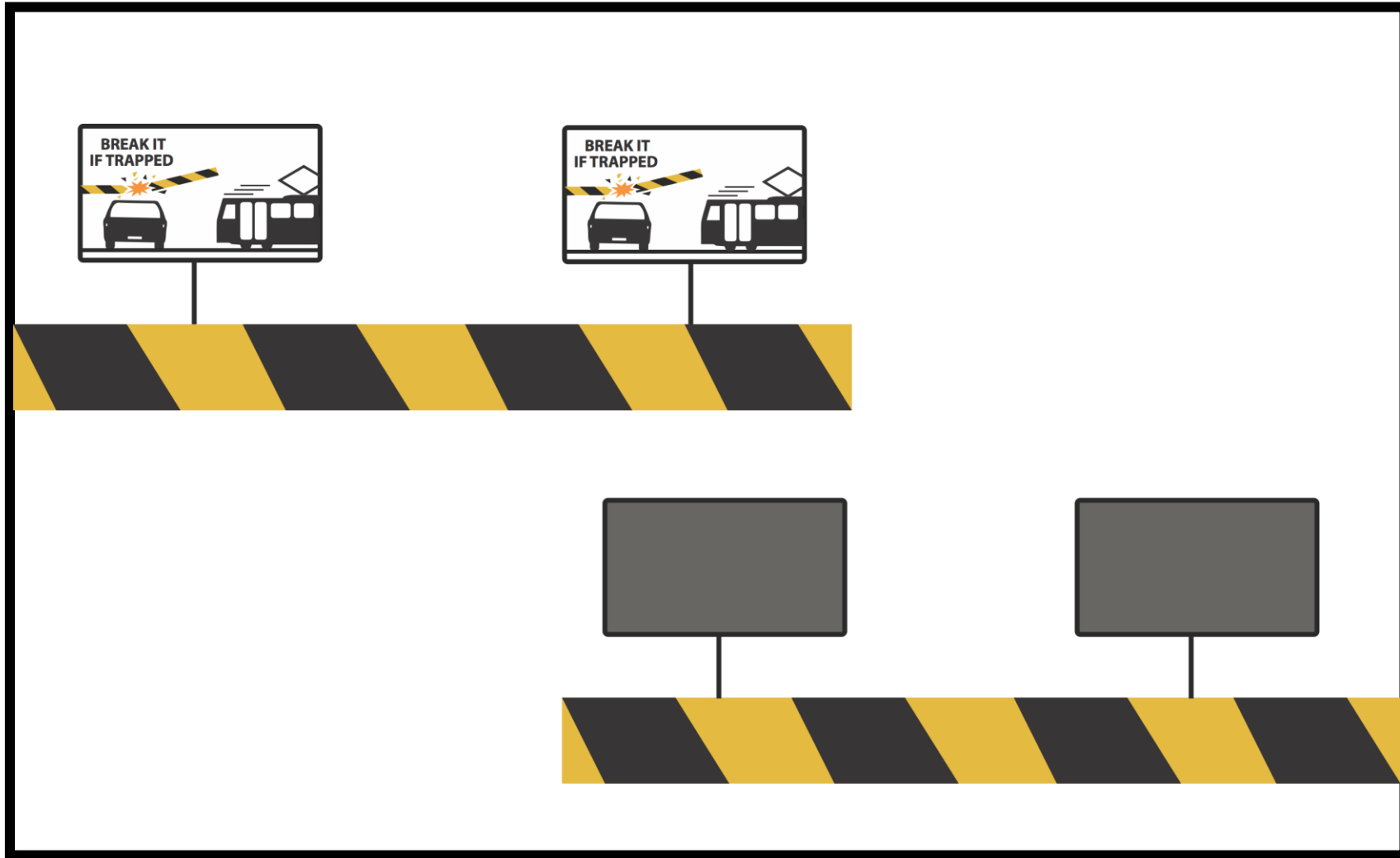
Third step; is translating the safety message into a traffic sign using the four elements, Shapes, Symbols, Color and Words (SSCW).





A good sign will reflect the exact meaning of the safety message.


If you are trapped on the railway track, break the barrier immediately without hesitation to avoid a deadly crash with a train.



Sign placement

Eye Bird
View

BREAK IT IF TRAPPED





Different Shape
and Colors.

Any sign chosen should reflect the exact meaning of the warning message.

- If you are trapped on the railway track, break the barrier immediately without hesitation to avoid a deadly crash with a train.