

INF11
October 2006

ENGLISH
Original: ENGLISH

ECONOMIC COMMISSION FOR EUROPE

INLAND TRANSPORT COMMITTEE

Working Party on the Transport of Dangerous Goods
(Eighty-first session, agenda item x
Geneva, 25-27 October 2006)

**REPORT ON THE RESULTS OF THE 2nd AND FINAL MEETING OF THE
INFORMAL UNECE WORKING GROUP
ON INSTRUCTIONS IN WRITING**

Brussels, 10-11 October 2006

Transmitted by IRU & FIATA

I. PARTICIPATION

The meeting was chaired by Mr Arne Johansen (Norway).

Participating countries: Austria, Belgium, Denmark, Germany, Italy, Norway, Romania, UK and participation of EC representative.

Participating NGOs: CEFIC, CTIF, EIGA, FIATA, P&K, G.E.A. and the IRU.

The attendance list is attached in Annex 1.

II. RESULTS

The aim of this meeting is to finalise the discussions held during the first session of the informal working group on instructions in writing (28-29 March 2006) as mandated through the terms of reference (INF. 26-79).

A vast majority of the delegates agreed to adopt the principals of the original FIATA / IRU proposal (TRANS/WP15/79/inf26e)

- to have one single instruction in writing (driver instruction) to be carried on board the vehicle during any dangerous goods transport operation
- to limit the language to one the driver can read and understand

Three new informal documents (CEFIC, UK and CTIF) were presented during the meeting.

CEFIC presented their proposal to have two regimes and to separate the provisions for goods carried in bulk and goods carried in packaged form.

The UK presented an approach which was to delete the obligation to have written instructions on board the vehicle and to replace them by a set of basic information as to what the vehicle's crew need to know and how they need to act in the event of an accident or emergency.

Both CEFIC and the UK approaches did not satisfy the majority of the delegates and were rejected.

Some delegates wished to limit the instructions to a set of general actions to be taken by the driver, whereas other delegates wanted at least a piece of paper on board the vehicle with information on hazards (labels), and even expressed the need to add information as laid down in the US Emergency Response Guidebook.

The working group adopted unanimously to concentrate on what was achieved during the first meeting by adding some small but important amendments to the "Actions in the event of an accident or emergency" that a vehicle's crew must take (see section 5.3.4.3. below).

The final document reflects the achievement of the discussions and common agreements of all participants of the meetings, especially with regard to:

- the agreed text on the "actions in the event of an accident or emergency", based on the "UK approach" of the proposed driver instruction,
- the agreed text on "non-binding additional guidance to vehicle crews on the hazards characteristics of dangerous goods by class and on actions subject to prevailing circumstances", proposed by CTIF.
- The items in brackets [] need to be deliberated on by the WP15 group in order to establish whether additional equipment is really necessary and whether or not section 8.1.5. should be amended.

The informal working group set up the following proposal in order to simplify the instructions in writing for the vehicle crew(s).

Amendment of the provisions concerning the instructions in writing:

5.4.3 Instructions in writing on actions in the event of an accident or emergency

5.4.3.1 Amend the first sentence as follows:

"As a precaution against any accident or emergency that may occur or arise during carriage, a written instruction in the form specified in 5.4.3.4 shall be carried in the vehicle crew's cab and shall be readily available."

and delete (a) to (f).

5.4.3.2 Amend the first sentence as follows:

"This instruction shall be provided by the carrier to the vehicle crew(s) in a language that they can read and understand before the commencement of the journey".

Replace the second sentence with the following text:

"The carrier shall ensure that the vehicle crew(s) concerned understand and are capable of carrying out the instruction properly".

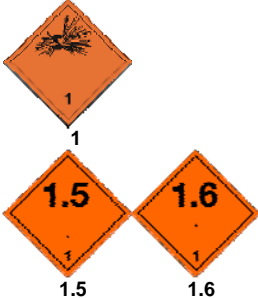






5.4.3.3 Replace the existing wording with the following text:








“Before the start of the journey, the vehicle crew(s) shall inform themselves of the dangerous goods loaded and consult the instructions in writing for details on actions to be taken in the event of an accident or emergency”.




5.4.3.4 Actions in the event of an accident or emergency

In the event of an accident or emergency that may occur or arise during carriage, the vehicle crew(s) shall take the following action where safe and practicable to do so:

- Apply the braking system, stop the engine and disconnect the battery master switch;
- Avoid sources of ignition;
- Inform the appropriate emergency services or environmental protection services, giving as much information about the incident or accident and substances involved as possible;
- Put on the warning vest and place the self-standing warning signs as appropriate;
- Keep the transport documents readily available for responders on arrival;
- Move away from the vicinity of the accident or emergency and advise other persons to move outside the initial hazard zone;
- Where appropriate and safe to do so, use the fire extinguishers to put out small/initial fires in tyres, brakes and engine compartments;
- Fires in load compartments shall not be tackled by vehicle crews;
- Do not walk into or touch spilled substances and avoid inhalation of fumes, smoke, dusts and vapours by staying up wind;
- Remove any contaminated clothing.

Additional guidance to vehicle crews on the hazards characteristics of dangerous goods by class and on actions subject to prevailing circumstances		
Danger labels and placards (1)	Hazard characteristics (2)	Additional guidance (3)
<p><i>Explosive substances and articles</i></p>  <p>1 1.5 1.6</p>	<p>May have a range of properties and effects such as mass detonation; projection of fragments; combustion; formation of bright light, loud noise or smoke.</p> <p>Sensitive to shocks and/or impacts and/or heat.</p>	<p>Take cover but stay away from windows.</p> <p>The initial hazard zone radius is 500 m.</p> <p>In the event of fire the initial hazard zone radius is 1600 m.</p>
<p><i>Explosive substances and articles</i></p>  <p>1.4</p>	<p>Slight risk of explosion.</p>	<p>Take cover but stay away from windows.</p> <p>The initial hazard zone radius is 100 m.</p> <p>In the event of fire the initial hazard zone radius is 500 m.</p>
<p><i>Flammable gases - 2.1</i></p>  <p>2 2</p>	<p>Risk of fire. Risk of explosion. May cause burns and/or frostbite. Containments may explode when heated.</p>	<p>Take cover.</p> <p>Keep out of low areas.</p> <p>The initial hazard zone radius is 100 m (for UN 1001, 200 m). If a tank is involved in a fire the initial hazard zone radius is 1600 m.</p>
<p><i>Non-flammable, non-toxic gases - 2.2</i></p>  <p>2 2</p>	<p>Risk of suffocation. May be under pressure. May cause burns and/or frostbite. Containments may explode when heated.</p>	<p>Take cover.</p> <p>Keep out of low areas.</p> <p>The initial hazard zone radius is 100 m. If a tank is involved in a fire the initial hazard zone radius is 800 m.</p>
<p><i>Toxic gases - 2.3</i></p>  <p>2</p>	<p>Risk of intoxication. May be under pressure. May cause burns and/or frostbite. Containments may explode when heated.</p>	<p>Take cover.</p> <p>Keep out of low areas.</p> <p>The initial hazard zone radius is 100 m. If a tank is involved in a fire the initial hazard zone radius is 800 m.</p>
<p><i>Flammable liquids - 3</i></p>  <p>3 3</p>	<p>Risk of fire. Risk of explosion. Containments may explode when heated.</p>	<p>Take cover.</p> <p>Keep out of low areas.</p> <p>The initial hazard zone radius is 50 m. If a tank is involved in a fire the initial hazard zone radius is 800 m.</p> <p>[Prevent leaking substances from running into the aquatic environment or the sewage system].</p>
<p><i>Flammable solids, self-reactive substances and desensitized explosives - 4.1</i></p>  <p>4.1</p>	<p>Risk of fire. Flammable or combustible, may be ignited by heat, sparks or flames. May contain self-reactive substances that are liable to exothermic decomposition in the case of heat supply, contact with other substances (such as acids, heavy-metal compounds or amines), friction or shock. This may result in the evolution of harmful and flammable gases or vapours. Containments may explode when heated.</p>	<p>The initial hazard zone radius is 25 m. If a tank/bulk is involved in a fire the initial hazard zone radius is 800 m.</p> <p>[Prevent leaking substances from running into the aquatic environment or the sewage system].</p>

Danger label number (1)	Hazard characteristics (2)	Additional guidance (3)
<p>Substances liable to spontaneous combustion - 4.2</p> 	<p>Risk of spontaneous combustion if packages are damaged or contents are spilled. May react vigorously with water</p>	<p>The initial hazard zone radius is 25 m for solids and 50 m for liquids. If a tank/bulk is involved in a fire the initial hazard zone radius is 800 m.</p>
<p>Substances which, in contact with water, emit flammable gases - 4.3</p> 	<p>Risk of fire and explosion in contact with water.</p>	<p>The initial hazard zone radius is 25 m for solids and 50 m for liquids. If a tank/bulk is involved in a fire the initial hazard zone radius is 800 m. Spilled goods should be kept dry.</p>
<p>Oxidizing substances - 5.1</p> 	<p>Risk of ignition and explosion. Risk of vigorous reaction in contact with flammable substances.</p>	<p>The initial hazard zone radius is 25 m for solids and 50 m for liquids. If a tank/bulk is involved in a fire the initial hazard zone radius is 800 m. Avoid mixing with flammable substances (e.g. sawdust).</p>
<p>Organic peroxides - 5.2</p> 	<p>Risk of exothermic decomposition at elevated temperatures, contact with other substances (such as acids, heavy-metal compounds or amines), friction or shock. This may result in the evolution of harmful and flammable gases or vapours.</p>	<p>The initial hazard zone radius is 25 m for solids and 50 m for liquids. If a tank/bulk is involved in a fire the initial hazard zone radius is 800 m. Avoid mixing with flammable substances (e.g. sawdust).</p>
<p>Toxic substances - 6.1</p> 	<p>Risk of intoxication. Risk to the aquatic environment and the sewerage system.</p>	<p>The initial hazard zone radius is 25 m for solids and 50 m for liquids. If a tank/bulk is involved in a fire the initial hazard zone radius is 800 m.</p>
<p>Infectious substances - 6.2</p> 	<p>Risk of infection. Risk to the aquatic environment and the sewerage system.</p>	<p>The initial hazard zone radius is 25 m.</p>
<p>Radioactive material</p> 	<p>Risk of incorporation and external radiation.</p>	<p>Limit time of exposure. The initial hazard zone radius is 25 m. If a tank/bulk is involved in a fire the initial hazard zone radius is 300 m.</p>

Danger label number (1)	Hazard characteristics (2)	Additional guidance (3)
Fissile material  7 E	Risk of nuclear chain reaction.	
Corrosive substances - 8 	Risk of burns. May react vigorously with each other, with water and with other substances. Risk to the aquatic environment and the sewerage system.	The initial hazard zone radius is 25 m for solids and 50 m for liquids. If a tank/bulk is involved in a fire the initial hazard zone radius is 800 m. [Prevent leaking substances from running into the aquatic environment or the sewerage system].
Miscellaneous dangerous substances and articles - 9 	Risk of burns. Risk of fire. Risk of explosion. Risk to the aquatic environment and the sewerage system.	The initial hazard zone radius is 25 m for solids and 50 m for liquids. If a tank/bulk is involved in a fire the initial hazard zone radius is 800 m. [Prevent leaking substances from running into the aquatic environment or the sewerage system].

Note 1: For dangerous goods with multiple risks and for mixed loads, the most conservative approach given in the table above should be used.

Note 2: Additional guidance shown above may be revised to reflect the classes of dangerous goods to be carried and their means of transport.

**[Equipment for personal and general protection
to carry out general and risk specific emergency actions**

To be carried on board the vehicle in accordance with section 8.1.5 of ADR.

DANGER LABEL NUMBER	Protective goggles 1)	Eye rinsing liquid	Warning vest 1)	Hand lamp 1)	Emergency escape mask 1) 2)	1 pair of gloves made of resistant material and 1 pair made of leather 1)	2 self-standing warning signs	Shovel 4)	Drain seal 4)	Collecting container made of plastics 4) 5)	Wheel chocks 6)
1	X	X	X	X		X	X	X		X	X
2	X	X	X	X	X 3)	X	X				X
3	X	X	X	X		X	X	X	X	X	X
4.1	X	X	X	X		X	X	X		X	X
4.2	X	X	X	X		X	X	X		X	X
4.3	X	X	X	X		X	X	X		X	X
5.1	X	X	X	X		X	X	X		X	X
5.2	X	X	X	X		X	X	X		X	X
6.1	X	X	X	X		X	X	X		X	X
6.2	X	X	X	X		X	X	X		X	X
7	X	X	X	X		X	X				X
8	X	X	X	X		X	X	X	X	X	X
9	X	X	X	X		X	X	X	X	X	X

- 1) For each member of the vehicle crew.
- 2) For example emergency escape cover or mask with a combined gas/dust filter of the A1B1E1K1-P1 or A2B2E2K2-P2 type which is similar to that described in the EN 141 standard.
- 3) Only for danger label 2.3 or danger label combination 2.1 + 6.1.
- 4) Only when liquids are carried.
- 5) Minimum volume: 5 litres.
- 6) For each vehicle. The size must suit to the weight of the vehicle and to the diameter of the wheels.]"

5.4.3.5 Delete.

5.4.3.6 Delete.

5.4.3.7 Delete.

5.4.3.8 Delete.

Consequential amendments

8.1.2.1 b Delete “relating to all the dangerous goods carried”.

8.1.2.3. Delete existing text and insert “the instructions in writing prescribed in 5.4.3. shall be kept readily available.

8.1.2.4. Delete.

[8.1.5. c Delete or modify.]

**List of participants
UNECE WP 15. WG on Instructions in Writing
Brussels, 10-11 October 2006**

Name	First Name	Country	Ministry/ NGO
Asandei	Gabriel	Romania	Ministry
Atanasov	Danail	Bulgaria	IRU / AEBTRI
Berg	Göran	Sweden	FIATA
Dufrasne	Georges	Belgium	Ministry
Gennen	Chantal	Belgium	IRU
Hart	Jeff	UK	DFT
Huster	Frank	Germany	FIATA
Johansen	Arne	Norway	Ministry
Jonckheere	Filip	Belgium	CEFIC
Kirchnawy	Friedrich	Austria	Ministry
Koessl	Friedrich	Germany	EIGA
Laufhütte	Klaus	Germany	Ministry
Lundqvist	Greger	Sweden	P&K
Mari	Renato	Italy	CEFIC / Federchimica
Marmy	Jacques	Switzerland	IRU
McCulloch	Alex	Belgium	Global Express Association
Meister	Roland	Switzerland	IRU
Newell	Clare	UK	DFT
Nuessler	Dieter	Germany	CTIF
Pearson	Andrea	Belgium	EC

Pels	Adriaan	Netherlands	IRU / EVO
Renard	Claude	Belgium	Ministry
Simoni	Alfonso	Italy	Ministry
Stancu	Sotir	Romania	Ministry
Strange	Majken	Denmark	Ministry
Verlinden	Jos	Belgium	CEFIC
Vercruyse	Sabine	Belgium	Ministry
