

Introducing Standard Processes and Changing Organisation Structures

Polish experiences

Anna Borowska
Civil Service Director

Oslo,
14 September 2018

Workshop on Human Resources Management and Training
Building Resilience in Statistical Organisations

ORGANISATION OF SURVEYS BEFORE 2009

- data collection on paper of statistical questionnaires
- every statistical office collected data:
 - from respondents located in its voivodeship (region),
 - on every survey conducted by Statistics Poland (regardless of the area of statistics),
- preparing IT systems and data-processing took place in several IT centres (Statistical Computing Centre, statistical offices in Katowice and Olsztyn).

ORGANISATION OF SURVEYS AFTER 2009

- majority of data collected via the Internet (“electronic statistical questionnaire”)
- only the smallest companies (with less than 5 employees) are allowed to submit data on paper questionnaires
- every statistical office is responsible for collecting data:
 - only from the surveys that belong to the particular area of statistics (specialisation of statistical offices),
 - from the whole country (regardless of location of respondents),
- data-processing:
 - in most cases: in the same statistical office which is responsible for data collection,
 - in some cases: in the Statistical Computing Centre or IT centre in Olsztyn.

“ELECTRONISATION” OF SURVEYS IN POLAND

REPORTING PORTAL OF STATISTICS POLAND

<http://form.stat.gov.pl/formularze/przewodnik/psdemo.htm>

Electronic platform for data collection that enables:

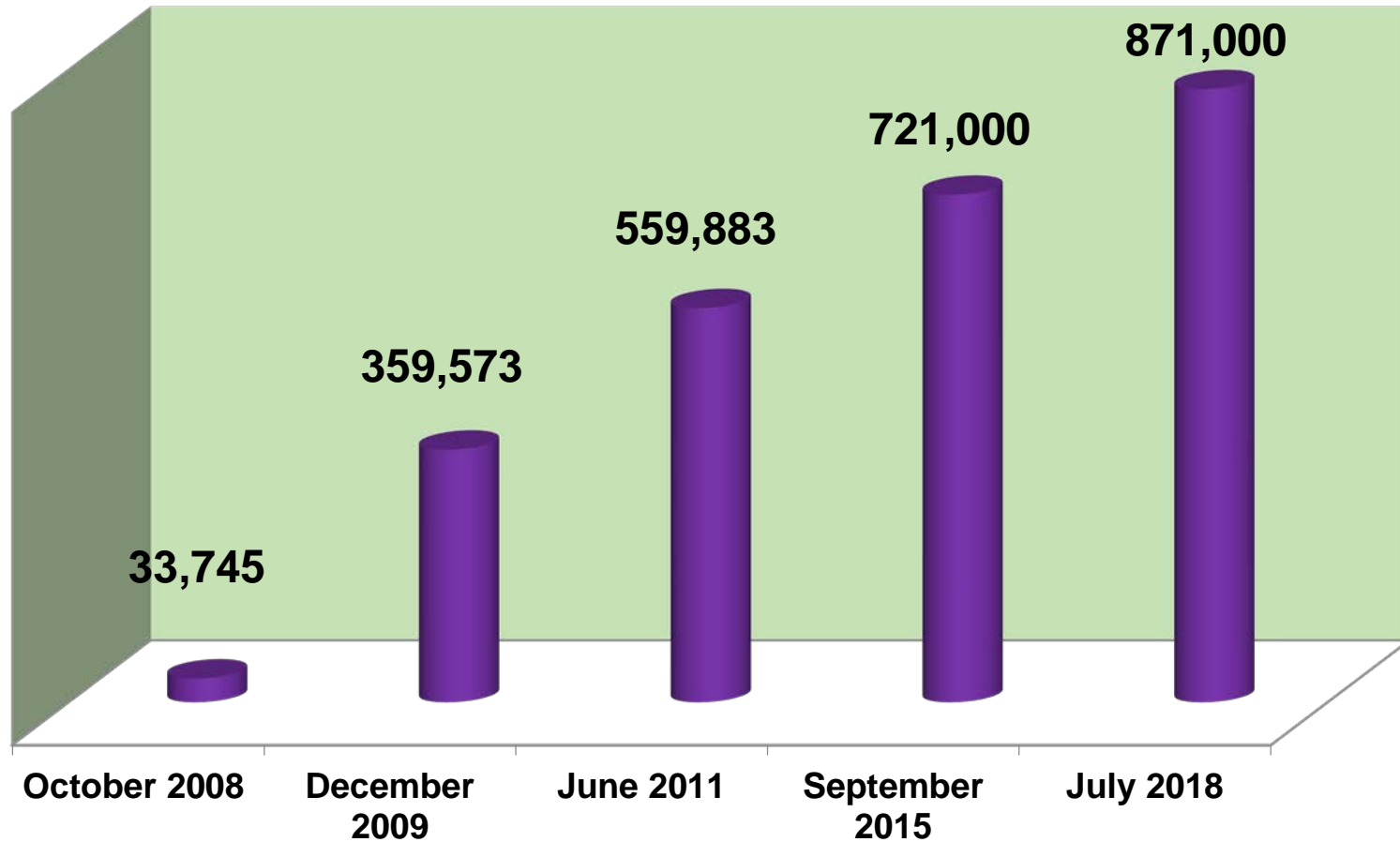
- submitting data by respondents,
- authenticating respondents (individual user's accounts),
- informing respondents about their statistical obligations (including also messages about the approaching deadline for data provision, and admonition letters for those who did not manage to meet the deadline).

“ELECTRONISATION” OF SURVEYS – REPORTING PORTAL OF STATISTICS POLAND

REPORTING PORTAL OF STATISTICS POLAND:

- set up in September 2007,
- since January 2009 – basic instrument for data collection in statistical surveys run by Statistics Poland,
- obligation for respondent to submit data in an electronic form (using the Reporting Portal) is specified in the annual program of statistical surveys of official statistics (in descriptions of particular surveys).

NUMBER OF USERS OF THE REPORTING PORTAL



TASKS OF STATISTICAL OFFICES AS A RESULT OF “ELECTRONISATION”

Every office (according to its specialisation in particular area of statistics) is responsible for:

- the entire process of data collection,
- participation in methodological work (in cooperation with the relevant department of Statistics Poland – author of the survey),
- in some cases: being the author of the survey,
- in some cases: preparing the IT system for the survey,
- in most cases: data-processing,

TASKS OF STATISTICAL OFFICES AS A RESULT OF “ELECTRONISATION” (continued)

- dissemination of data concerning the region (Center for Regional Surveys located in every office), preparing statistical publications about the region:

The screenshot displays the website of the Statistical Office in Wrocław. At the top left, there is a logo for '100 lat' (100 years) and the text 'Statistical Office in Wrocław'. To the right, there are navigation links: 'Press bureau', 'What, where, how to settle?', 'Statistical education', and 'About portal'.

Below the navigation links is a row of ten circular icons representing different services: 'ABC 123' (Information about voivodship), 'Current Studies', 'Publications', 'SVS' (Statistical Vademecum of Regional Civil Servant), 'BDL' (Local Data Bank), 'Regional Statistics', 'Geostatistics portal', 'STRATEG', 'REGON, TERYT, Classifications', 'Reporting', 'Statistical offices', and 'Statistics Poland'.

On the left side, there is a sidebar menu with two items: '> Information about Office' and '> Cooperation in the region'.

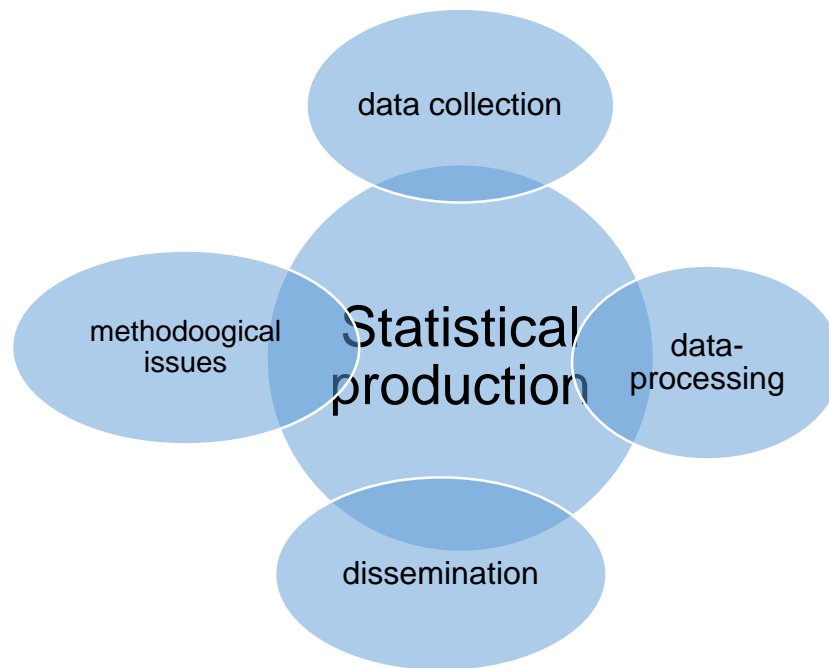
The main content area is titled 'News' and contains three news items:

- Statistical Atlas of the Dolnośląskie Voivodship**
- Agriculture in Dolnośląskie Voivodship in 2016 –2017**
- 29.12.2017**
Health care and social care in Dolnośląskie Voivodship in the years 2014–2016
- 15.12.2017**
Environmental protection and forestry in Dolnośląskie Voivodship in 2013–2016

On the right side, there is a large banner for the 'ATLAS STATYSTYCZNY województwa dolnośląskiego' (Statistical Atlas of Dolnośląskie Voivodship). The banner includes the title in large blue letters, the subtitle 'STATISTICAL ATLAS OF DOLNOŚLĄSKIE VOIVODSHIP', and a decorative bottom bar with green circles and images of regional landmarks.

TASKS OF STATISTICAL OFFICES AS A RESULT OF “ELECTRONISATION” (continued)

Every statistical office has become responsible for the entire process of statistical production (within the area of statistics in which this office is specialised).



STATISTICAL OFFICES IN POLAND



- 16 statistical offices located in capitals of voivodeships.
- Every office specialises in one (or more) area of statistics.
- Specialisation of each statistical office is specified by the instruction of the President of Statistics Poland on detailed scale of duties and organisation of the office.

SPECIALISATION OF STATISTICAL OFFICES IN PARTICULAR AREAS OF STATISTICS

Białystok

- forestry and environmental protection

Bydgoszcz

- labour market statistics,

Gdańsk

- education, human capital, working condition statistics,
- Labour Force Survey

Katowice

- regional accounts,
- financial market statistics,

Kielce

- unregistered economy,
- trade and services statistics,

SPECIALISATION OF STATISTICAL OFFICES IN PARTICULAR AREAS OF STATISTICS

Kraków

- social economy
- health
- culture
- social assistance

Lublin

- construction
- dwellings and municipal economy

Łódź

- small and medium-sized enterprises

Olsztyn

- demography,
- agriculture,
- rural areas

Opole

- prices

SPECIALISATION OF STATISTICAL OFFICES IN PARTICULAR AREAS OF STATISTICS

Poznań

- short-term statistics,
- urban statistics,
- small areas statistics,

Rzeszów

- sport and tourism,
- energy markets,
- cross-border surveys and euroregional statistics

Warsaw

- non-financial enterprises

Szczecin

- science, technology, innovation and information society
- transport and communications
- maritime statistics

Wrocław

- industrial production
- the Bank of Local Data

Zielona Góra

- economic situation in agriculture, industrial manufacturing, construction, trade

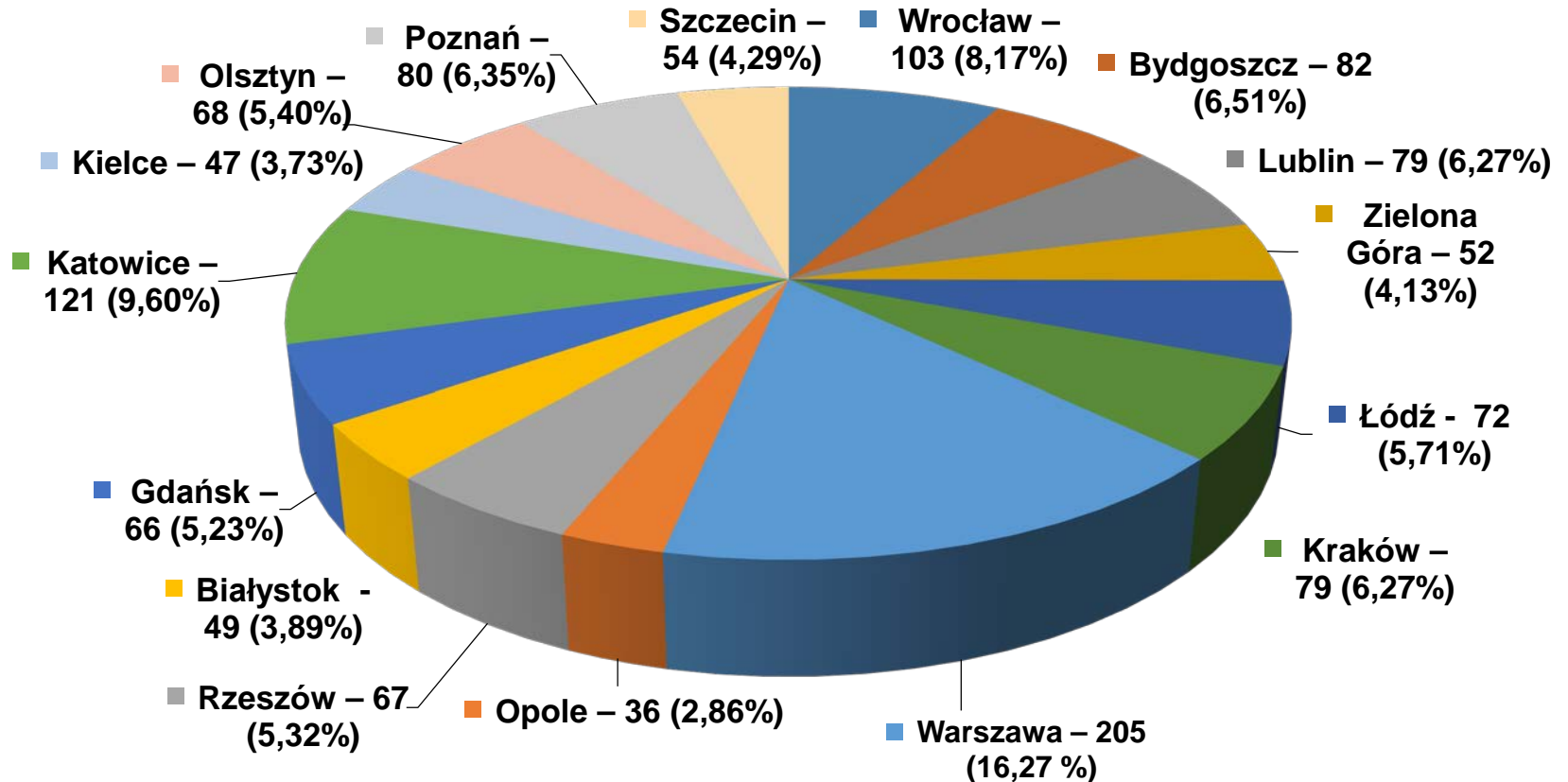
TASKS OF STATISTICAL OFFICES (continued)

CONDUCTING SAMPLE SURVEYS:

- data collected by interviewers from households and farms,
- about 1260 interviewers altogether,
- interviewers in the field are employed by statistical offices, but the network of interviewers is managed from the headquarters of Statistics Poland,
- different methods of data collection:
 - CAPI – Computer-Assisted Personal Interviewing,
 - CATI – Computer-Assisted Telephone Interviewing,
 - PAPI – Paper and Pencil Interviewing,
 - CAWI/CAII – Computer-Assisted Web/Internet Interviewing.

INTERVIEWERS IN STATISTICAL OFFICES

(number of interviewers in the statistical offices and percentage share in the nationwide number of interviewers)



IT TOOLS USED IN STATISTICS

DATA COLLECTION

- IT applications for “electronic questionnaires” collected by the Reporting Portal (separate application for every questionnaire),
- applications for interviewers, enabling registration of data during the interview in sample surveys, designed for different techniques of data collection (CAPI, CATI etc.),
- CORstat – system for central management of interviewers and sample surveys.


IT TOOLS USED IN STATISTICS

DATA-PROCESSING

- IT system for the survey that enables:
 - Creating a database containing data collected by the Reporting Portal (or with other methods),
 - automatic logical and mathematical control of the data,
 - comparing data with results of other surveys,
 - preparing output data,
- SPDS (System of Processing of Statistical Data) – IT platform integrating data-processing from different surveys.


ORGANISATIONAL UNITS RESPONSIBLE FOR IT TOOLS

Statistical Computing Centre
in Warsaw (with its branches
in Radom and in Łódź)



- applications for “electronic questionnaires” and for interviewers,
- IT systems for data-processing in surveys

regional statistical offices



IT systems for data-processing
in surveys

ADVANTAGES OF CHANGES IN ORGANISATION OF SURVEYS

- Better qualified personnel of the statistical office, specialised in one, particular area of statistics:
 - acquisition of new qualifications in the field of survey methodology,
 - acquisition of new qualifications in the field of IT tools,
 - acquisition of new qualifications in the field of modern methods of communication with respondents (electronic channels of communication: e-mail, forum etc.),
 - wider scope of analytical competencies.

ADVANTAGES OF CHANGES IN ORGANISATION OF SURVEYS (continued)

- Reduction of costs related to data collection (costs of printing paper questionnaires and their distribution to respondents).
- Reduction of time necessary to data collection.
- Reduction of workload necessary to complete particular tasks for statistical production.

ADVANTAGES OF CHANGES IN ORGANISATION OF SURVEYS (continued)

- Better allocation of resources (IT resources, staff etc.).
- Accumulation of knowledge in one specialized centre.
- Standardisation of process of realization of the survey.
- Elimination of duplication of human resources designated to particular tasks.

Thank you for your attention!