Measuring progress towards SDGs: environment

Aarhus Convention Task Force on Access to Information (3-4 October 2019)

Tiina Luige, UNECE Statistical Division

STATISTIC

Global SDG indicators

STATISTICS

- **Global list of 232 indicators -** for global review and follow-up
- Developed and maintained by IAEG-SDGs (28 countries)
- UN General Assembly approved on 6 July 2017

https://unstats.un.org/sdgs/indicators/indicators-list/

Tier system to assess availability of the indicators

- Tier 1 – internationally agreed methods and data widely available 108 (46%)
- Tier 2 – agreed methods exist but widely available 90 (39%)
- Tier 3 – no agreed methods, no 36 (15%)

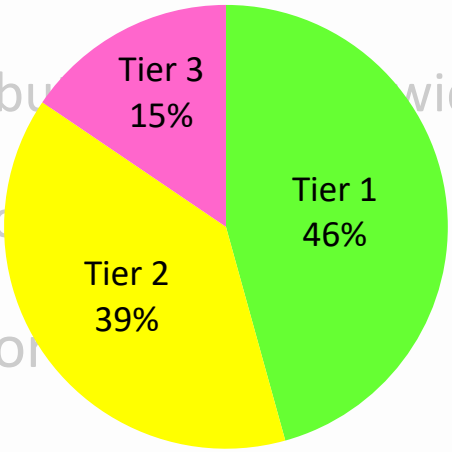

- Custodian agencies for each indicator (about 50 agencies)

Environment related SDGs

STATISTICS

- Of 232 SDG indicators, **93 related to environment**
- UN Environment report (May 2019):

  https://sdg.iisd.org/news/unep-report-finds-good-progress-on-23-of-environment-related-sdg-indicators/
  - good progress for 23%
  - insufficient data to assess progress for 68% (including 30% of indicators that lack agreed methodology)
  - low likelihood that the target will be met without increased action for 9%.
- IAEG-SDGs review of indicator framework in 2020
  - SDG 6 – no indicator change proposals
  - SDG12 – two replacement proposals (12.a.1 & 12.b.1)
  - SDG 13 – 6 additional (incl. GHG emissions and concentration) and 5 replacement proposals
  - SDG 14 – two replacements (14.2.1 & 14.c.1)
  - SDG 15 – two additional proposals and one revision
- IAEG-SDG will discuss in October, to be decided by end 2019

SDG indicator availability globally

STATISTICS

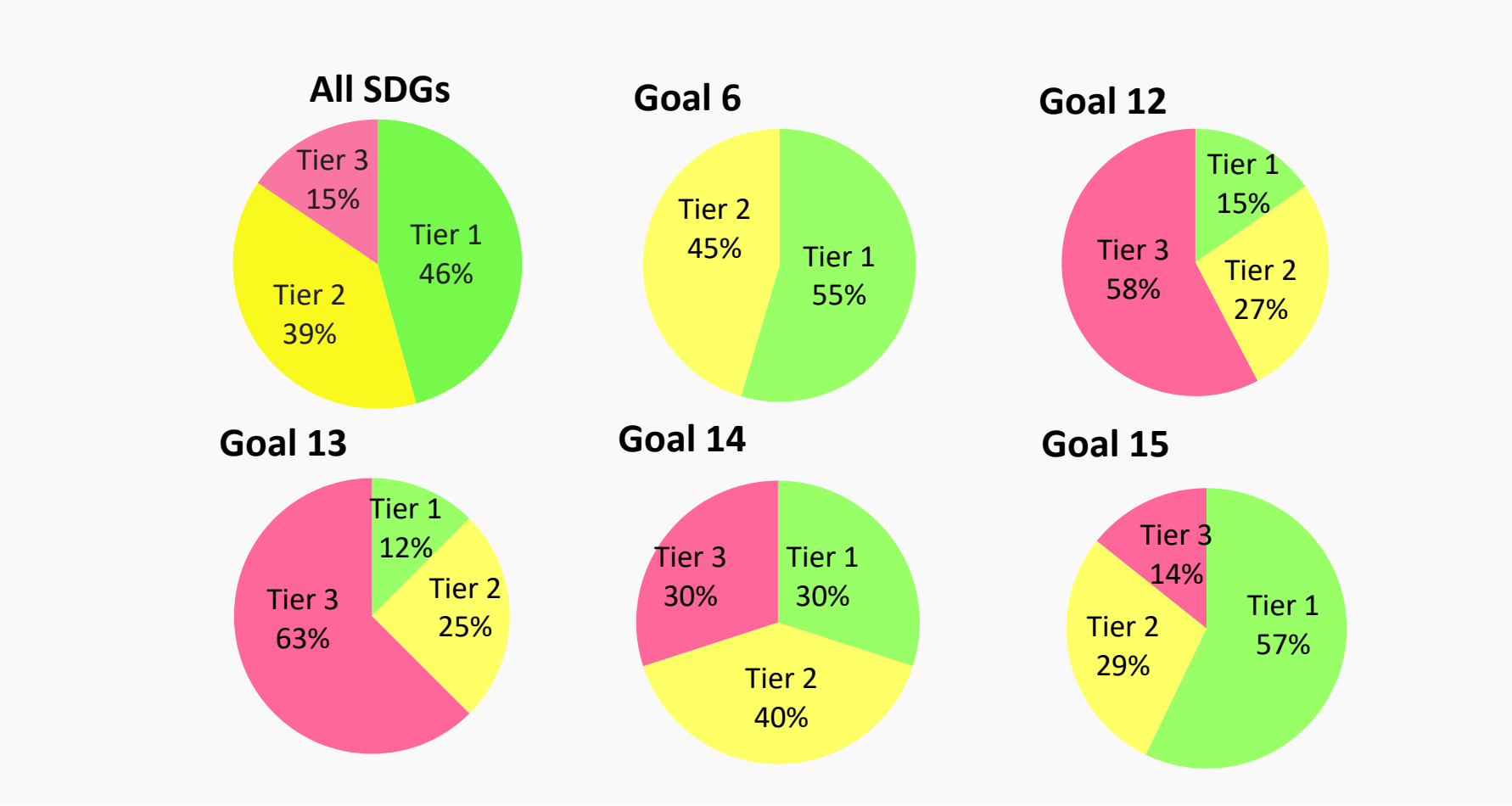

SDG data coordination is a challenge

STATISTICS

- **Monitoring progress** toward SDGs requires statistics
  - on **232** indicators
  - based on data provided by **193** countries
  - from at least **30** agencies in each country
  - compiled by **50** international organizations

- **UNECE** supports countries in
  - setting up **efficient systems** for SDG statistics
- **Other indicators** than SDGs
  - UNECE Guidelines on environmental indicators
  - Set of climate change related indicators

UNECE Road Map on Statistics for SDGs

STATISTICS

- **Guidance** to countries how to set up an **efficient system** of SDG statistics
- Endorsed in 2017 by over **65** national statistical offices
- **Practical tools** have been produced
  - national reporting platforms *(**35** countries)*
  - testing data transmission *(**37** countries)*
  - assessment of available data *(**36** countries)*
  - national road map or work plan *(**25** countries)*
- Preparing 2nd Edition of the **Road Map**

UNECE regional reporting

STATISTICS

- **UNECE Regional Forum on Sustainable Development**
  - Annual, 2017-2021, then an evaluation
- UNECE to publish an **annual report on implementation of 2030 Agenda**, using existing data and statistics
- UNECE currently setting up a **regional platform on statistics for SDGs**
  - Knowledge Hub – primarily for statisticians, based on current wiki https://statswiki.unece.org/display/SFSDG/Statistics+for+SDGs+Home?src=sidebar
    - Country progress on providing statistics for SDGs https://statswiki.unece.org/display/SFSDG/Summary+of+Progress+in+UNECE+countries
  - Data dashboard – for general public
  - SDG data in UNECE database – for those interested in downloading the data

UNECE SDG dashboard and database

STATISTICS

- Based on the existing **online UNECE Statistical Database** (E & R) - https://w3.unece.org/PXWeb/en
- Include a selection of global SDG indicators
- Start with data from global SDG database, later may add country data
- **Exploring possibilities of data transfer from country websites**
  - Availability: 35 (of 56) countries have SDG data on the web
  - Possibility to download data automatically 3+3 (of 56)
  - Working with a Task Team to advance the automation possibilities (using SDMX, API, or other means)
- Dashboard and database to be available beginning of 2020

Feasibility to include national data on global SDG indicators

STATISTICS

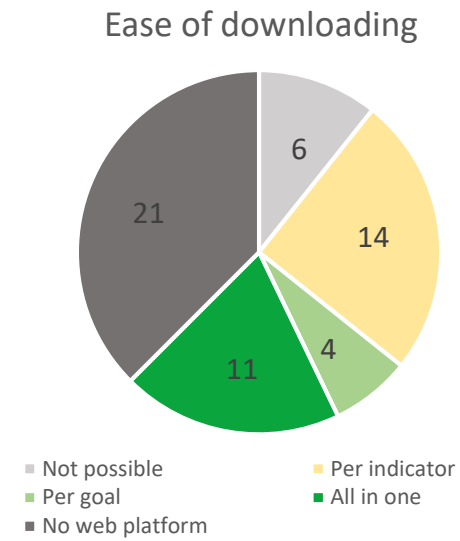

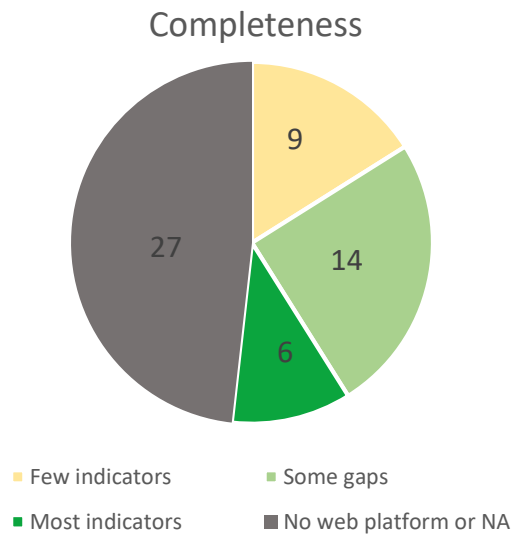

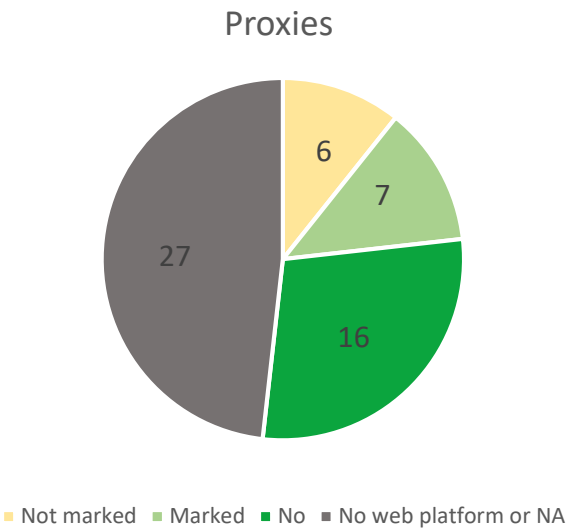

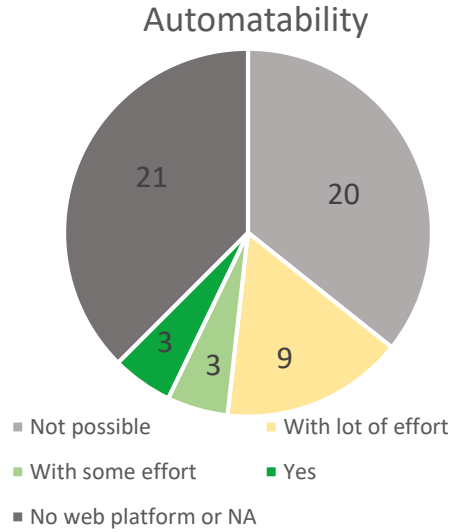

Official statistics: access to data

STATISTICS

- **Fundamental Principles of Official Statistics**

  http://www.unece.org/stats/archive/docs.fp.e.html

  1. Principle: Relevance, impartiality and **equal access**

  "…official statistics that meet the test of practical utility are to be compiled and made available on an impartial basis…"

  6. Principle: **confidentiality** – no individual should be identifiable

- **Statistical quality framework**

  UN Statistics Quality Assurance Framework: https://unstats.un.org/unsd/unsystem/Documents-March2017/UNSystem-2017-3-QAF.pdf

  7-8 quality dimensions/criteria, one of these is **accessibility**

  - How to find
  - Access conditions (copyright etc.)
  - Formats
  - Metadata

- **Open data**

Barriers to access to data

STATISTICS

- SDG indicators: **data provided by custodian agencies**
  - Difference between IO and national data for the same indicators
- Concepts, terms and definitions - **harmonize**
- **Technical barriers**
  - Data formats – should be downloadable (not pdf, image)
  - Allow automatic way of downloading – SDMX, API, other
- **Communication**
  - UNECE work sessions on statistical communication
  - Series of guides ‘Making data meaningful’

Role of NSOs in measuring hazardous events and disasters

STATISTICS

- UNECE work:

Conference of European Statisticians (CES)
Recommendations on the role of official statistics in measuring hazardous events and disasters

  - Endorsed in June 2019 by about 65 countries from UNECE region and beyond
  - In preparation for print, to be issued by end 2019
  - Work will continue on statistical operationalization of the related terns and clarifications and on guidelines how to implement the Recommendations

More information

STATISTICS

- SDG indicators website (including work of IAEG-SDGs) http://unstats.un.org/sdgs/
- Road Map on statistics for SDGs http://www.unece.org/index.php?id=47510
- UNECE wiki on statistics for SDGs https://statswiki.unece.org/display/SFSDG
- UNECE Expert Meetings on statistics for SDGs http://www.unece.org/index.php?id=48570 (April 2018)
- UNECE Recommendations on the role of statistical offices in measuring hazardous events and disasters
- http://www.unece.org/fileadmin/DAM/stats/documents/ece/ces/2019/3_Hazardous_events_and_disasters_for_consultation.pdf (June 2019 version, final publication to come out end 2019)