



Eurostat Transport statistics

Item 11: Statistical activities of international organizations

Nikos Roubanis

*UN Economic Commission for Europe
74th Working Party on Transport Statistics
Geneva, 15–17 May 2023*

Implementation of the transport statistics legal framework

- Regulation (EU) 2018/643 on rail transport statistics (recast)
- Directive 2009/42/EC on the carriage of goods and passengers by sea
- Regulation (EU) 2018/974 on statistics of goods transport by inland waterways
- Regulation (EU) No 70/2012 on statistical returns in respect of the carriage of goods by road
- Regulation (EC) No 437/2003 on the carriage of passengers, freight and mail by air

Continuation of the non-regulated transport statistics

- Regional transport statistics (NUTS 2&3)
- Common Questionnaire with UNECE and ITF on inland transport
- Accidents for all transport modes – data obtained from EU safety Agencies
- Modal Split Indicators

Developments in transport statistics

Aviation statistics:

European Statistical Recovery Dashboard:

- Regular publication of commercial flights data within a week after the end of each month
- Improvement in timelines of monthly passenger data – publication at M+4
- Publication of air transport statistics on goods and passengers by distance class



Commercial flights by reporting country

▼ % change compared with same period in 2019



Data source: Eurocontrol

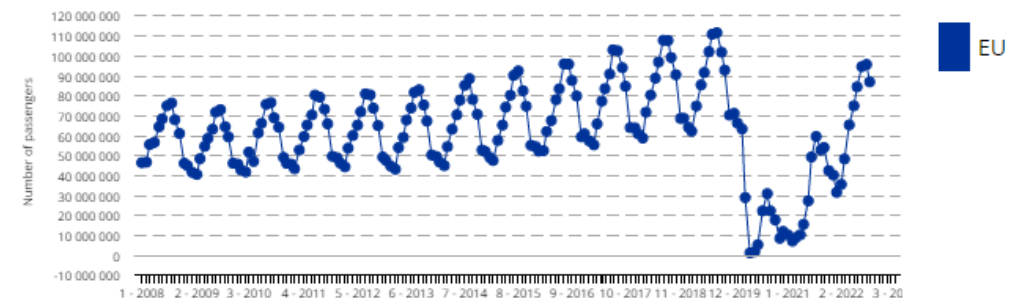


eurostat

Monthly air passenger transport

(number of passengers)

European Union



Developments in transport statistics

Inland waterway passenger statistics:

- New methodology for collecting IWW passenger transport statistics to be tested by MS
- Grants are provided to several EU countries for pilot surveys of inland waterways passengers this year

Developments in transport statistics

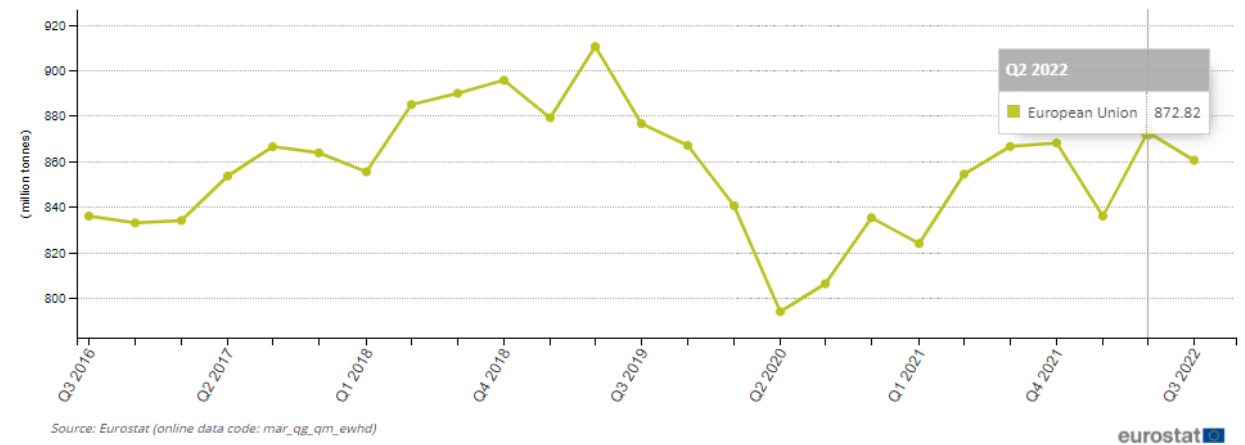
Maritime transport :

- Dissemination of European aggregates on freight transport for Q3/2022 earlier this year

Modal Split Indicators:

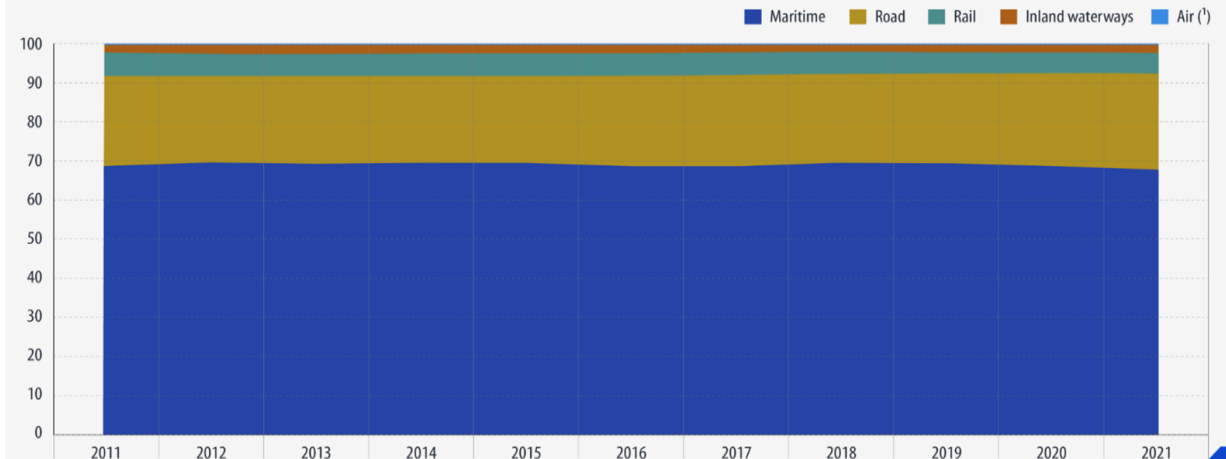
- Methodology for territorialising maritime transport allowed the publication of modal split across modes, incl. transport in territorial waters (EEZ)

Gross weight of seaborne goods handled in EU main ports (2016Q3-2022Q3)



Modal split of freight transport in the EU, 2011-2021

(%, based on tonne-kilometres)



The EU aggregates are estimated (2012-2021). Data for a few countries are excluded (see methodological notes). (†) 0.2% for all years.

Developments in transport statistics

Rail transport:

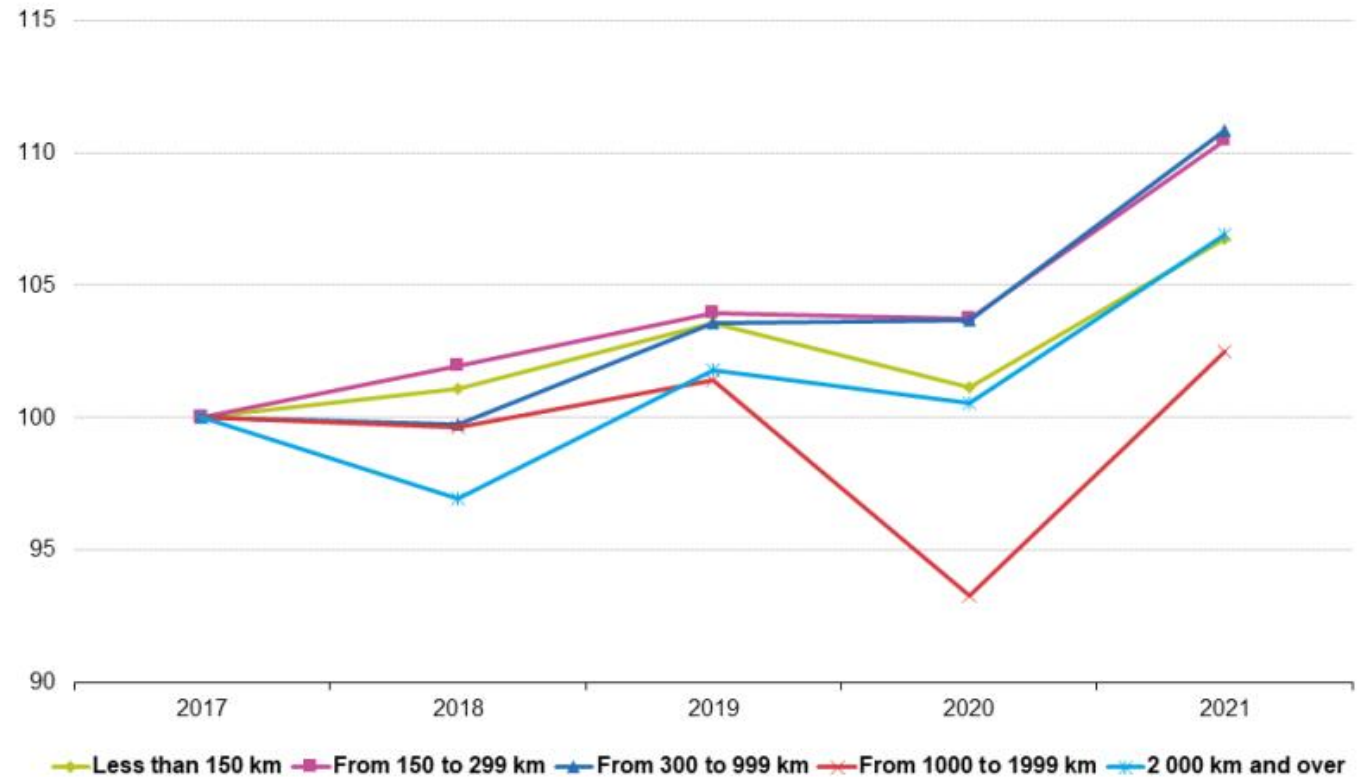
- In addition to the annual and quarterly rail data, last year Eurostat collected regional goods and passengers' data submitted by MS every five years
- Improved visualisations (map based)
- Enhanced cooperation with the European Union Agency for Railways to improve quality of railway infrastructure data

Developments in transport statistics

Road transport:

- Road freight survey continued
- Light Utility Vehicles methodology finalised
- Surveys of Light Utility Vehicles in several EU countries will be financed by grants this year

Road freight transport by distance class, EU, 2017-2021
(index based on tonne-kilometres; 2017=100)



Note: Malta excluded (see chapter 'data sources')

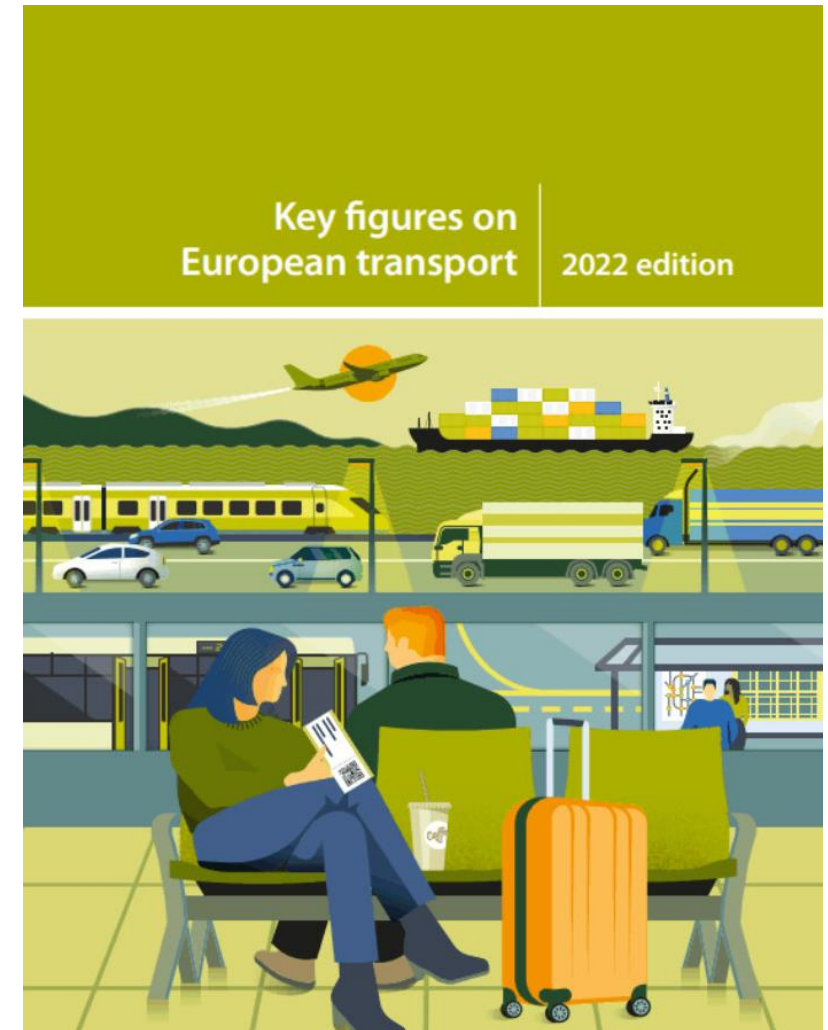
Source: Eurostat (online data code: road_go_ta_dctg)

eurostat 

New 'Key Figures on European Transport'

The publication covers:

- Passenger and freight transport, safety, transport infrastructure
- Expenditure and investment in transport
- Employment in transport
- Energy and environment – related to transport
- 2023 edition to be published in Q4/2023



Developments in transport statistics

Common Eurostat/ITF/UNECE Questionnaire:

- The new IT system of Eurostat used for the last two data collections will be used for all reporting countries
- The 2022 data collection was launched in April
- Deadline for reporting: 13 October 2023
- **Use of innovative data sources for transport statistics**
- Cooperation with EMSA on the use of AIS data for early estimates of maritime traffic
- Working with academia and private experts on the use of innovative data for traffic and mobility

Other developments

Modernisation of the Eurostat's IT system for statistical production

- Priority project for the Unit - expected completion in 2023
- Has Impact on data providers
- New data structure (SDMX) for all transport modes
- New validation system and extended validation rules
- New database environment for all the 9 transport databases
- New output data structure for the public database
- New transport statistics dedicated section on Eurostat website

Eurostat transport statistics meetings in 2023

- Air transport statistics Working Group: 24 April (virtual)
- Light Utility Vehicles' statistics Task Force: 26: April (virtual)
- Passenger Mobility Apps discussions group: 11 May (virtual)
- Maritime Statistics Working group: 28-29 September (virtual)
- Coordination Group for Statistics on Transport (CGST): 29-30 November (physical)

Thank you



© European Union 2022

Unless otherwise noted the reuse of this presentation is authorised under the [CC BY 4.0](https://creativecommons.org/licenses/by/4.0/) license. For any use or reproduction of elements that are not owned by the EU, permission may need to be sought directly from the respective right holders.

