

Transmitted by the experts from IEC

Informal document GRE-82-12

(82nd GRE, 22-25 October 2019, agenda Item 5)

(Based on TFSR-06-03)

H11 Substitute – interlock solution


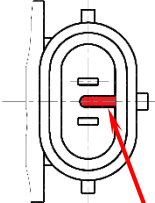

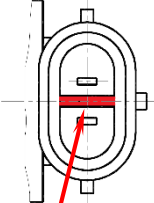
Fit & function / Fit & non-function
by the “Electrical key-system”

Cor Versluijs, Walter Schlager, Philipp Plathner

20 September 2019

This document visualizes the interlock solution for the category H11/LED proposed in the document GRE/2019/21

Electrical key “details cap/connector”

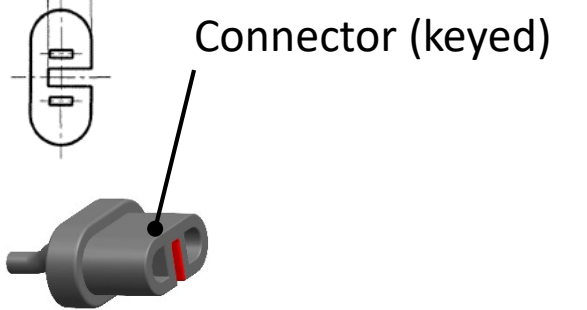
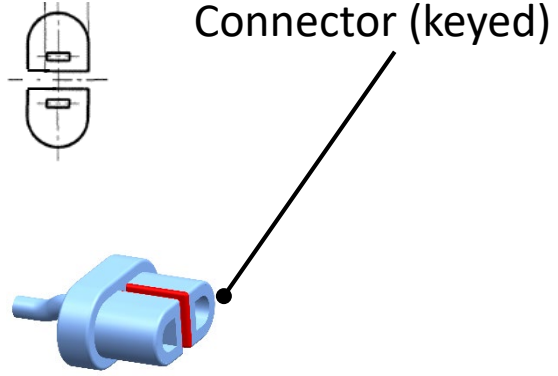
H11 (traditional)	Source	H11/LED (substitute)
 <p>PGJ19-1, PGJ19-2 & PGJ19-3</p>  <p>Connector Key-element</p>	 <p>For illustration only</p>  <p>Connector Key-element</p>	

H11 uses cap-holder system PGJ19-2

H11/LED uses cap-holder system PGJX19-2

Electrical key “details holder / connector”





Holder	H11
H11/LED	H11

 <p>Connector (keyed)</p>	
	 <p>Connector (keyed)</p>

H11 uses cap-holder system PGJ19-2

H11/LED uses cap-holder system PGJX19-2

Interlock: "operation / non-operation"

		Source	
		H11 (traditional)	H11/LED (substitute)
Holder	H11	 <p>male fits female connector</p>	 <p>will not light-up (male and female connectors do no match)</p>
	H11/LED	 <p>male fits female connector</p>	 <p>male fits female connector</p>

H11 uses cap-holder system PGJ19-2

H11/LED uses cap-holder system PGJX19-2