


Winter Maintenance and Road Reporting



Overview

- Purpose of winter reporting
- Road reporting procedures
- Accuracy and consistency
- Reporting majority condition
- Statistics
- Condition descriptions
- Plow safety outreach / education

Purpose of Winter Reporting

- Maintenance Responsibilities
- Safety
- Survey
- Traveler Information

Division Office Procedures

- Condition check
- Polling
- Database entry
- Report dissemination
- Update and repeat 😊

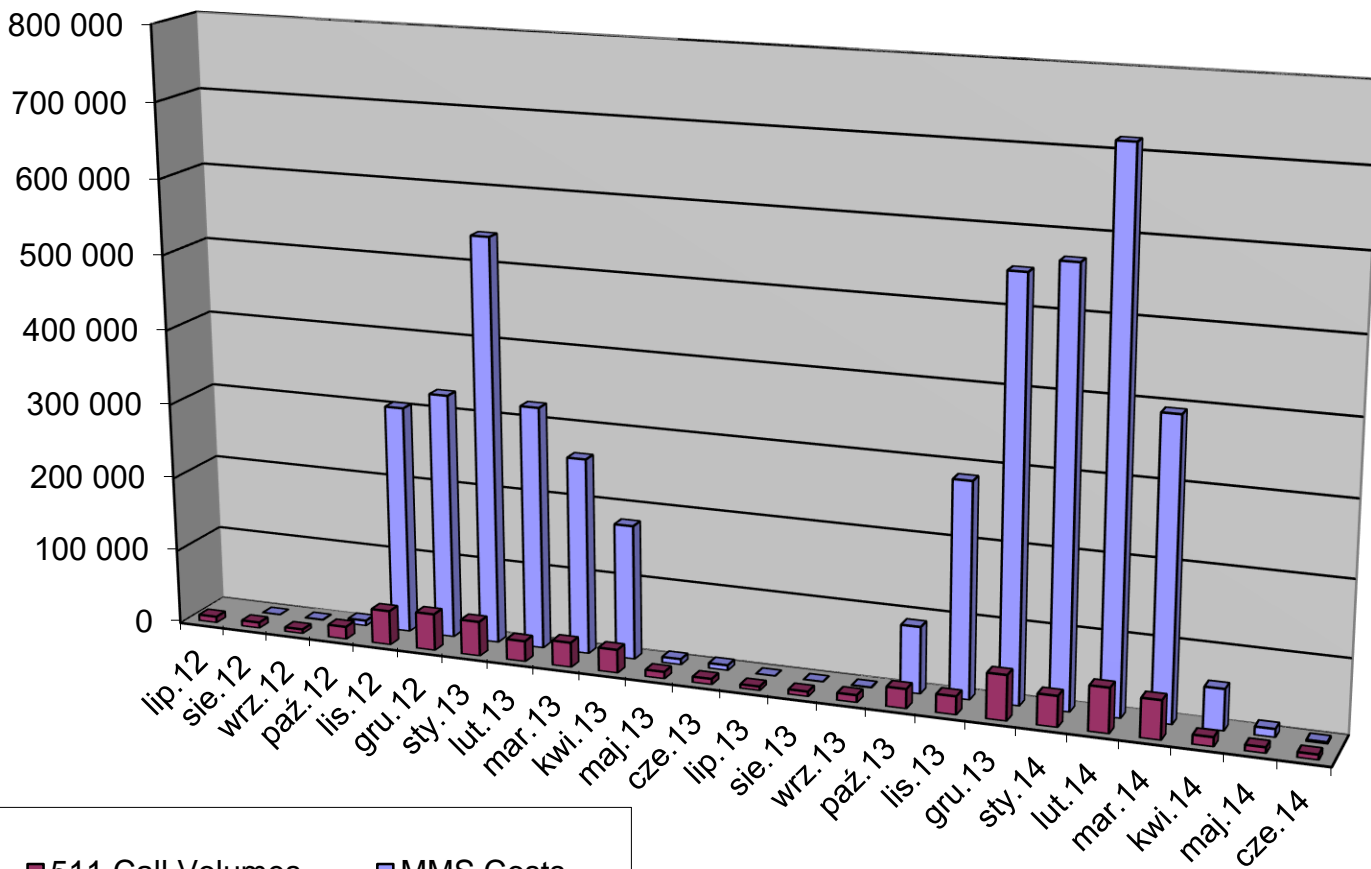
Headquarter Office Procedures

- Verify completion
 - Data entry
 - Report distribution
 - System updates
- 511
- Web
- Technical support
- Public inquiries

Accurate. Consistent. Timely.

- Why report the predominant roadway condition?
- Why report changes? Better or worse...
- MDT is the “go-to” for all things road
- Showcase winter maintenance

Call volumes and Winter maintenance activity

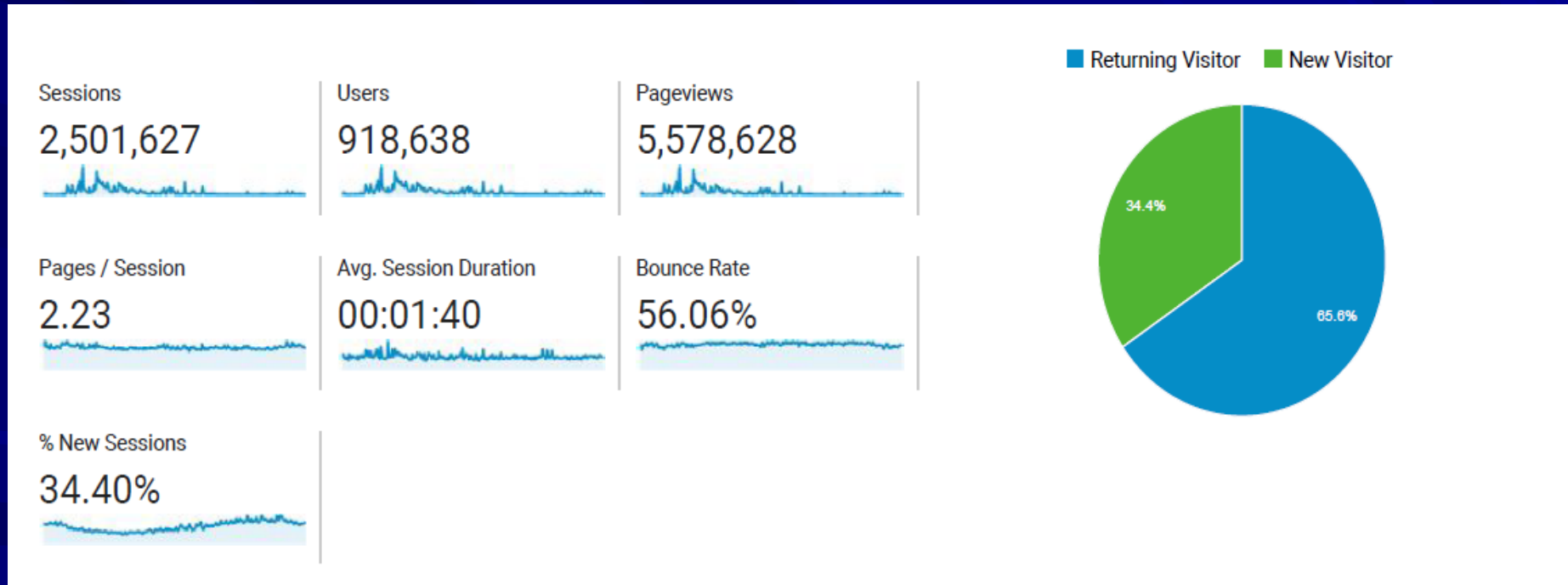


■ 511 Call Volumes

■ MMS Costs

Trav Info Website

- Stats (Oct 1, 2015 – October 1, 2016)



Statistics and more...

- Mobile app
 - Updated conditions critical to mission
 - Public outreach effort
- Cameras/RWIS
 - 66 cameras / 73 RWIS
- Snowplow Cams (Liveview)
 - Moved to prod / 12 total
- VMS
 - Software upgrade



Condition Descriptions

Line Conditions:

- 18 Severe Driving Conditions
- 38 Road Closed
- 39 Road Closed - NB
- 40 Road Closed - SB
- 41 Road Closed - WB
- 42 Road Closed - EB
- 45 Closed - Avalanche
- 21 Dry / Mostly Dry
- 22 Scattered wet
- 23 Wet
- 24 Scattered slush
- 25 Slush
- 26 Snowcover
- 27 Ice/black ice
- 28 Scattered snow and ice
- 29 Snow and ice
- 30 Frost
- 44 Closed for season

Point Conditions:

- 02 High winds
- 03 Freezing rain
- 04 Snowfall
- 05 Reduced visibility
- 06 Blowing and drifting
- 07 Fog
- 11 Watch for fallen rock
- 12 Blocked lane/lanes
- 31 Areas of Frost / Ice
- 33 Chains for towing units
- 34 Chains for towing units - NB
- 35 Chains for towing units - SB
- 36 Chains for towing units - WB
- 37 Chains for towing units - EB

Wet



Frost



Snowcover



Scattered snow and ice



Slush / Snow/Ice?



Snow and ice



Ice/Black ice



Blowing and drifting

www.wyroad.info Tue Nov 15 2005 06:35:05



Reduced visibility



Good Driving Conditions



Fair Driving Conditions



Poor Driving Conditions




Severe Driving Conditions

Conditions that make travel extremely difficult, most likely a combination of the following; snow, ice, reduced visibility, drifting snow, etc.



Closure/Blocked Lanes



Comments or Questions?

Brandi Hamilton

406.444.0468

brhamilton@mt.gov

Kim Keltz

406.444.6372

kkeltz@mt.gov

