



# RYA Training and the ICC

**Craig Burton**  
**RYA Training Resource Manager**



Patron  
HM Queen Elizabeth II



UK National Governing  
Body for boating

Founded

1875



Not for profit  
organisation

Membership Organisation  
Over 100,000 members





Membership

Performance

Participation

Training





# Recreational Boating in the UK

3 million participants per year (5% of population)

Estimated Total Economic Contribution £1.3billion

Light touch regulation:

No compulsory carriage of equipment vessels < 13.7m

No operators licence vessels < 24m





# AFLOAT

Sail



Power



# ASHORE



# ONLINE

Essential Navigation  
and Seamanship

Professional Practices and Responsibilities  
Take the course








# Practical Training Schemes.....

.....tailored for each discipline





# Maritime & Coastguard Agency

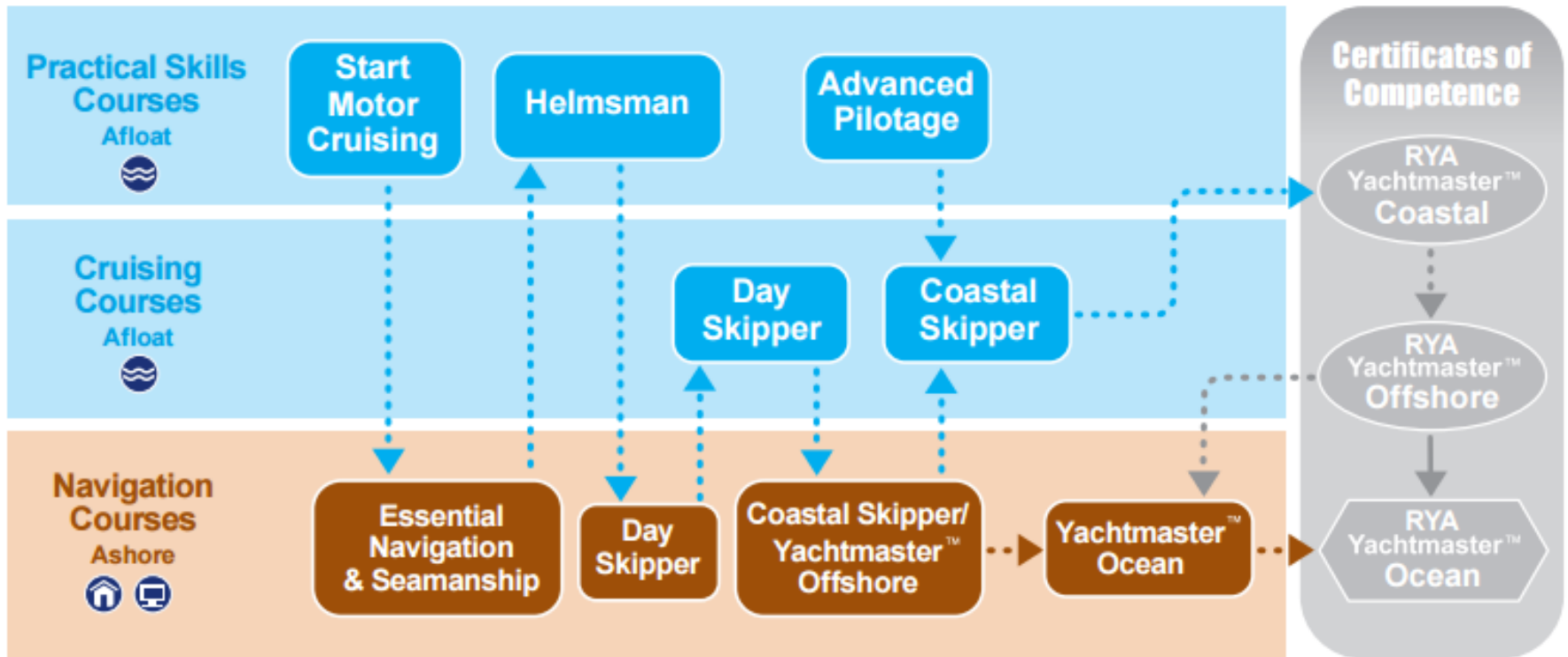




# MOTOR CRUISING COURSES



Start your training with a course appropriate to your experience - you don't have to start at the beginning. Our recommended path through the courses is shown below.



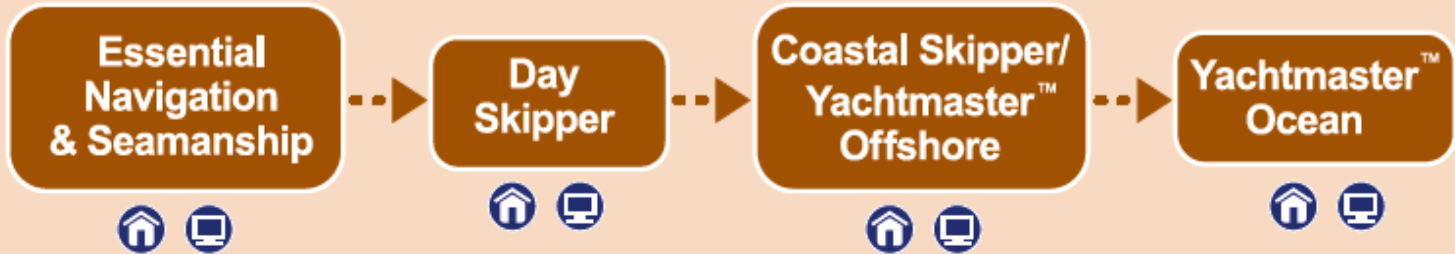
Refer to the Certificates of Competence leaflet for details





# SHOREBASED COURSES

Navigation  
Courses  
Ashore/Online



Specialist Courses  
Ashore/Online



 ashore

 online



# MOTOR CRUISING COURSES





## Training standards: *Centre Recognition*



**All RYA Training MUST be delivered through a RYA  
Recognised Training Centre (RTC)**



Recognised Training Centres meet standards set by RYA:

- Administration, policies, procedures and safety management
- Standard of training vessels and other training equipment
- RYA qualified instructors and named Chief Instructor
- Standard of equipment
- Student to Instructor Ratios
- Annual Inspections

**500 centre  
inspectors**






# RYA Recognised Training Centres (RTCs) in 58 countries





# Training standards: *Instructor Training*



- Instructor training courses
- Progression from basic to advanced instruction
- Specialist Instructor Trainers
- Supporting resources



# Training standards: Ongoing development

- Instructor update courses
- Instructor Magazine
- Regional and National Conferences
- Web-based updates





# International Certificate for Operators of Pleasure Craft

Guidance Notes  
For  
RYA  
ICC Test  
Centres

March 2016

Information for RYA affiliated clubs and RYA recognised training centres testing candidates for the International Certificate for Operators of Pleasure Craft (ICC)

**4. EVIDENCE OF APPLICANT'S COMPETENCE** *To be completed by the applicant*

Evidence of your competence must be provided for each category you require validated on your ICC. Please indicate the ICC categories you are applying for and the evidence of competence you are enclosing. You must tick at least one box in each of tests 1 and 2 below.

CATEGORY	ICC CATEGORY	EVIDENCE	NOTES
Coastal waters	<input type="checkbox"/>	This category will be validated unless courses / assessments have been conducted on inland waters or the certificate you are presenting does not demonstrate competence to skipper a boat in coastal waters e.g. RYA Helmsman's Course Completion Certificate or MCA Boatmaster Certificate	
Inland waters	<input type="checkbox"/>	Provide a copy of one of the following and tick the relevant box: <input type="checkbox"/> Enclose print out to show CEVNI test passed online; or <input type="checkbox"/> Affiliated Club or Recognised Training Centre to sign off CEVNI test in section 5	Must be supported by RYA Practical card or ICC Assessment
Sail (including auxiliary engine)	<input type="checkbox"/>	Provide a copy of one of the following and tick the relevant box: <input type="checkbox"/> RYA Day Skipper Sail (Practical) or Coastal Skipper Sail (Practical) Course Completion Certificate; or <input type="checkbox"/> RYA/MCA Coastal Skipper or Yachtmaster Sail (coastal, offshore or ocean) Certificate of Competence; or <input type="checkbox"/> RYA ICC assessment aboard a sailing yacht with auxiliary engine signed off in section 5	The power carry up to 10m LOA restriction to allow a test onboard etc
Power (validity may be restricted to 10m LOA see notes)	<input type="checkbox"/>	Provide a copy of one of the following and tick the relevant box: <input type="checkbox"/> RYA Powerboat Level 2 or higher Course Completion Certificate (the ICC will only be valid for vessels up to 10m LOA; certificates from inland courses do not validate the coastal waters category); or <input type="checkbox"/> RYA Day Skipper Motor (Practical) or Coastal Skipper Motor (Practical) Course Completion Certificate; or <input type="checkbox"/> RYA/MCA Coastal Skipper or Yachtmaster Power (coastal, offshore or ocean) Certificate of Competence; or <input type="checkbox"/> Advanced Powerboat RYA/MCA Certificate of Competence; or <input type="checkbox"/> RYA Inland Waterways Helmsman Course Completion Certificate (does not validate the coastal waters category); or <input type="checkbox"/> RYA Helmsman's Course Completion Certificate (does not validate the coastal waters category); or <input type="checkbox"/> MCA Deck Officer Certificate of Competence (any grade); or <input type="checkbox"/> RN, Army or RAF Bridge Watchkeeping Certificate; or <input type="checkbox"/> MCA or Local Authority Boatman's Licence; or <input type="checkbox"/> MCA Boatmaster Certificate (does not validate the coastal waters category); or <input type="checkbox"/> RYA assessment aboard a power boat or motor cruiser (to be signed off in section 5) (the ICC will only be valid for vessels up to 10m LOA if the RYA ICC assessment has been taken at a powerboat recognised training centre or on a power boat or a motor cruiser of under 10m LOA)	The ICC's power carry restriction to allow a test on inland waters etc
Personal watercraft	<input type="checkbox"/>	Provide a copy of one of the following and tick the relevant box: <input type="checkbox"/> RYA Personal Watercraft Proficiency Certificate; or <input type="checkbox"/> RYA Powerboat Level 2 or higher Course Completion Certificate; or <input type="checkbox"/> Advanced Powerboat RYA/MCA Certificate of Competence	

**5. ICC ASSESSMENT OF COMPETENCE AND ICC CEVNI TEST** *To be completed by the Affiliated Club or Recognised Training Centre*

The ICC Assessment is only applicable to candidates without acceptable UK Certificates (see section 4) and is not applicable to candidates who have successfully demonstrated their skills and knowledge in accordance with the Competence Syllabus as follows: **Please ensure tick boxes in Section 6 are completed in full**

ICC ASSESSMENT OF COMPETENCE PASSED AT Club or RTC Name: \_\_\_\_\_

Type of vessel(s) used for test: \_\_\_\_\_ Length (LOA) in: \_\_\_\_\_

Tested for categories: (please tick relevant boxes)  Power up to 10m LOA  Power 10m LOA and over  Coastal Waters  Inland Waters

Test conducted by: \_\_\_\_\_ Approved by: \_\_\_\_\_

Name: \_\_\_\_\_ Name: \_\_\_\_\_

Applicable RYA qualification(s) held: \_\_\_\_\_ Signature: \_\_\_\_\_

Signature: \_\_\_\_\_ Date: \_\_\_\_\_

ICC CEVNI TEST PASSED AT Club or RTC Name: \_\_\_\_\_

confirms that the applicant has successfully demonstrated understanding of CEVNI (European Convention on Inland Waterways Navigation Rules)

Test conducted by: \_\_\_\_\_ Approved by: \_\_\_\_\_

**6. SYLLABUS FOR ICC ASSESSMENT OF COMPETENCE** *To be completed by the Affiliated Club or Recognised Training Centre*

**ORAL / WRITTEN ELEMENTS**

**ALL CANDIDATES**

**Regulations**

1. Knows responsibility for keeping a proper lookout
2. Can determine a 'safe speed'
3. Can recognise a potential collision situation
4. Can identify 'give way' vessel in a collision situation
5. Knows what action to take as 'give way' and 'stand on' vessel
6. Knows responsibilities of a small vessel in a narrow channel
7. Can recognise manoeuvring signals (1.2.2 & 5 short blasts)
8. Can make and recognise visual distress signals

**Safety**

1. Is able to use and instruct crew on the use of:
  - Life jackets
  - Distress signalling (VHF, DSC VHF, EPIRB, Flares, etc.)
  - Fire extinguishers
  - Hand tools (if fitted)
2. Can prepare a boat for use and take sensible precautions before setting out, including:
  - Engine checks
  - Check fuel for range / duration of trip
  - Observe weather forecast
  - Avoid overloading boat

**CANDIDATES FOR COASTAL WATERS ONLY**

**Regulations**

1. Knows rules relating to Traffic Separation Systems displayed by own vessel
2. Knows requirements for navigation lights and shapes to be seen, vessel at anchor, tug and tow, fishing vessel, dredger
3. Can recognise the following from the lights, Power (short), sailing (long), vessel at anchor, tug and tow, fishing vessel, dredger
4. Knows sound signal to be made by vessels as in Q3

**Navigation (Chart & Plotting Instruments required)**

1. Can interpret a navigational chart, understand significance of charted depths and drying heights and can identify channel features, bends and tidal streams
2. Can determine magnetic course to steer, making allowance for water at a standard port
3. Can use a tide table to find times and heights of high and low tides at a standard port
4. Can determine direction and rate of tidal stream from a tidal stream ellipse or tidal diamond on a chart
5. Understands basic use of GPS

**Plotage**

1. Can recognise, by day and night, and understand significance of buoyage of the IALA system
2. Knows sources of information on local regulations, port entry and clearance signals, VTS and Port Operators Radio
3. Can plan a harbour approach, taking account of possible presence of larger vessels and existing navigational hazards

**PRACTICAL ELEMENTS**

**ALL CANDIDATES**

1. Start
  - Give safety briefing including use of safety equipment
  - Have fuelled to weather forecast
  - Pre start engine checks
  - Use 100 (if fitted)
  - Start engine
  - Check cooling
  - Knows fuel range
2. Depart from Pointon
  - Understands use of springs to depart from lee waterboat
  - Position boat correctly
3. 360° Turn in Confined Space
4. Securing to Buoys
  - Communicate effectively with crew
  - Prestart help
  - Control correct angle of approach
  - Control speed of approach
  - Secure boat reliably
  - Depart from the mooring safely
5. Man Overboard
  - Observe MCOB or instruct crew to do so
  - Demonstrate correct direction and speed of approach
  - Make suitable contact with MCOB
- 6a. Plotting Speed Manoeuvres (if appropriate)
  - Show awareness of other water users
  - Warn crew before each manoeuvre
  - Look around before S and U turns
  - Control speed on U turns
- 6b. Handling Under Sail (if appropriate)
  - Set appropriate course with one leg to windward
  - Choose suitable area for handling manoeuvres
  - Use sails suitable for prevailing conditions
  - Show awareness of wind direction
  - Warn crew before each point of sailing
  - Look (wind) before tacking and gybing
  - Control sails during tacking and gybing
7. Casing Alongside





- ✓ **Given a framework understandable for many chartering ‘overseas’**
- ✓ **Flexible enough to be embedded in existing schemes**
- χ **Has slightly changed the student relationship/aspiration**
- χ **Misleading media about universal mandatory acceptance of ICC by countries**

*.....is proud to offer the first International Proficiency Certificate (IPC)..... This certificate is mandatory when chartering in most European / Mediterranean waters.....*



**Any questions?**

*any questions?*

