



---

# Transport Trends and Challenges in the Road Sector

UNECE Working Party on  
Transport Trends and Economics (WP.5)

Geneva, 10-12 September 2013

*Jens Hügel*  
*Head – Sustainable Development*





# Evolution of IRU Membership

2013: 170 Members  
in 74 countries

...and 26 CRIPA  
Members in 22  
countries

- 
- A world map where countries are shaded in three colors to represent different membership categories: dark blue for founding members, medium blue for general members, and light blue for CRIPA members. The map shows a high density of members in Europe and North America, with CRIPA members primarily in Africa.
-  IRU Founding Member Countries
  -  IRU Member Countries
  -  IRU Regional Committee for Africa Member Countries

**1948** – IRU founded in **Geneva**



**1973** – IRU Permanent Delegation to the European Union in **Brussels**

**1998** – IRU Permanent Delegation to Eurasia in **Moscow**



**2005** – IRU Permanent Delegation to the Middle East and Region in **Istanbul**

**2012** – IRU Secretariat for Africa in **Geneva**



**2013** – IRU Permanent Delegation to the United Nations in **New-York**



# Data Source

## IRU Road Transport Indices (GDP, transported t., vehicle registrations)

IRU - Road Transport Indices - Windows Internet Explorer

Home / Services / Road Transport Indices

### Road Transport Indices

IRU Indices on road transport performance give country estimates of economic growth, truck registration and transport volumes in 58 countries.

The IRU Road Transport Indices are published on a quarterly basis and give stakeholders, such as the press, politicians and the public, a view on the performance of the road transport sector based on past performance and supplemented with a short-term forecast.

1<sup>st</sup> country: OECD, 2<sup>nd</sup> country: European Union, 3<sup>rd</sup> country: BRIC

IRU Road Transport Indices

Index

Year

Legend: OECD GDP, European Union GDP, BRIC GDP, OECD Road Freight, European Union Road Freight, BRIC Road Freight, OECD Truck Reg, European Union Truck Reg, BRIC Truck Reg

IRU - IRU Forms - Response Summary - Windows Internet Explorer

http://www.iru.org/forms-admin-statistics-action?form\_id=155

### IRU - IRU Forms - Response Summary

2.2 International Hauliers' Revenue Development - Estimated Change in Percentage: Jan - June 2010 compared to Jan - June 2009

Response	Response Percent	Count
+ 20 or more	5.4%	1
+ 10	61.2%	11
0	22.2%	4
- 10	11.2%	2
- 20 or less	0%	0

3.1 Domestic Road Freight Transport Output - Estimated Change in Percentage in tonne-km: Jan - June 2010 compared to Jan - June 2009

Response	Response Percent	Count
+ 20 or more	11.2%	2
+ 10	38.8%	7
0	27.8%	5
- 10	22.2%	4
- 20 or less	0%	0

3.2 International Road Freight Transport Output - Estimated Change in Percentage in tonne-km: Jan - June 2010 compared to Jan - June 2009

Response	Response Percent	Count
+ 20 or more	18.7%	3
+ 10	64.4%	11
0	16.7%	3
- 10	18.7%	3
- 20 or less	5.4%	1

4. Employment

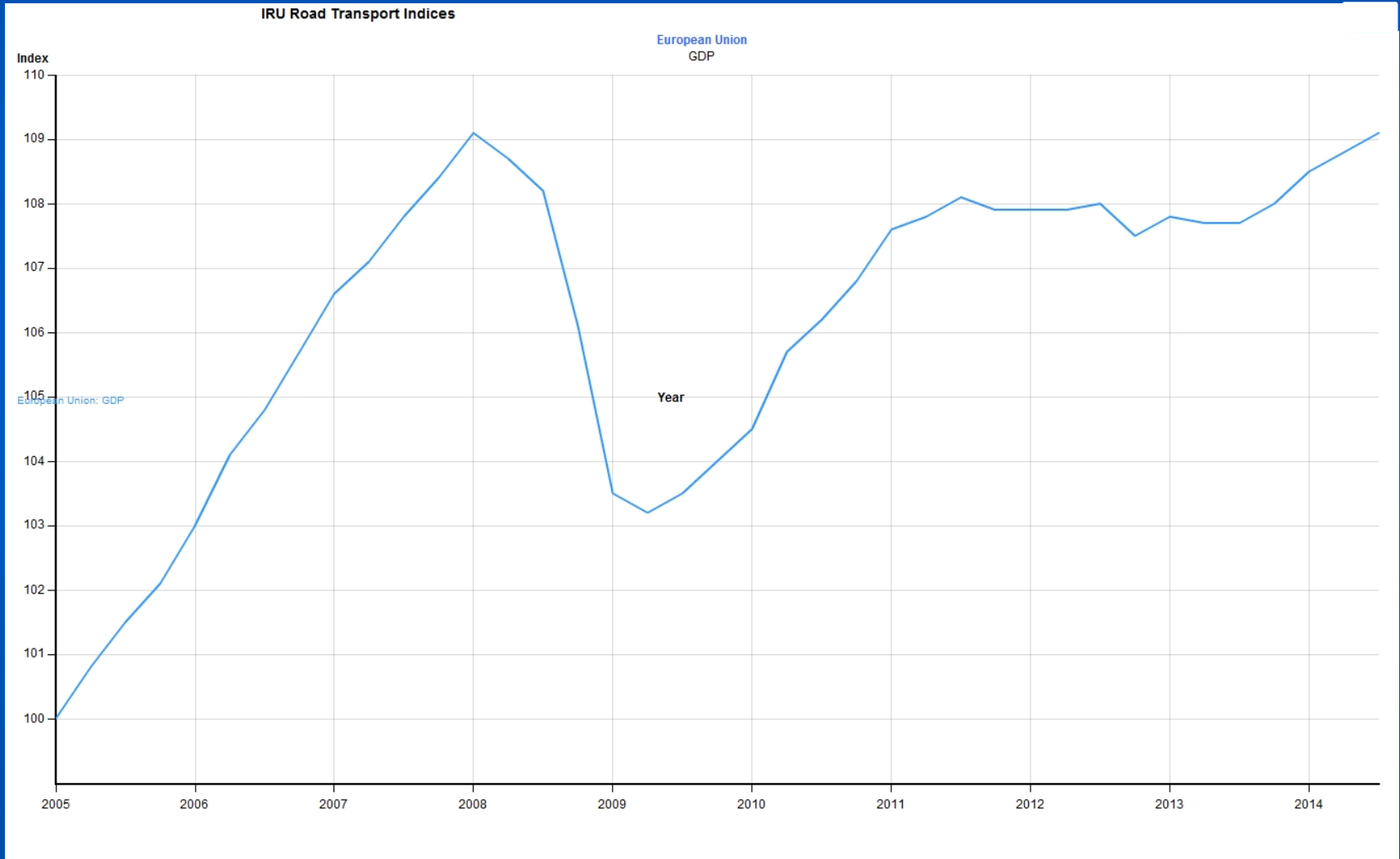
4.1 Driver Employment in Road Freight Transport - Estimated Change in Percentage: Jan - June 2010 compared to Jan - June 2009

Response	Response Percent	Count
+ 20 or more	0%	0
+ 10	22.2%	4
0	30%	5
- 10	27.8%	5
- 20 or less	0%	0

# Survey of IRU Members



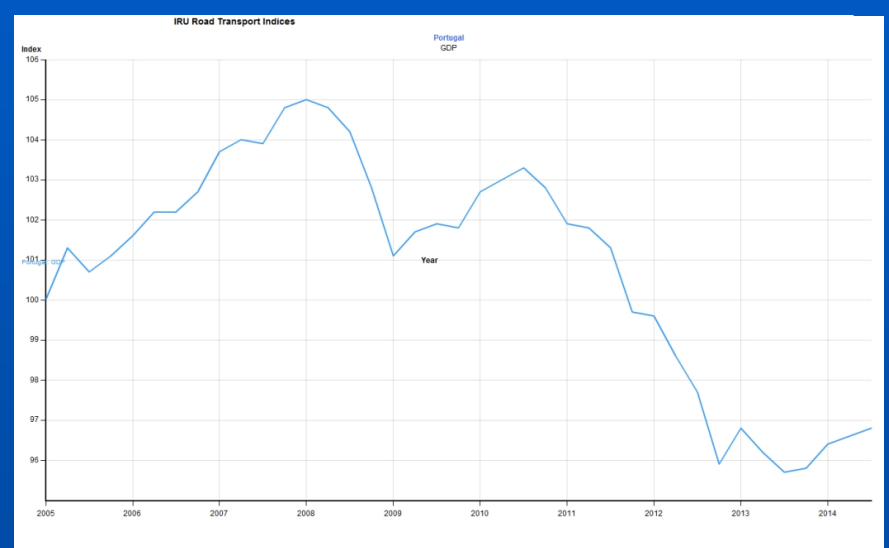
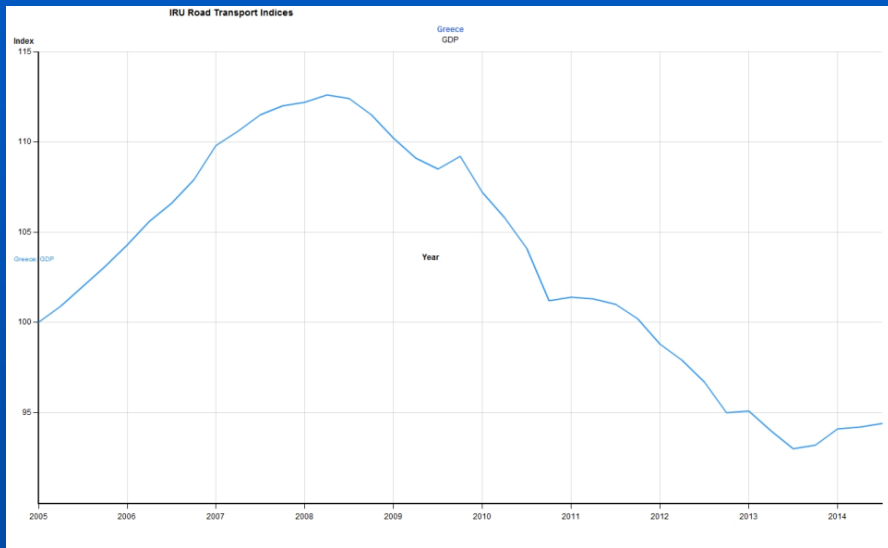
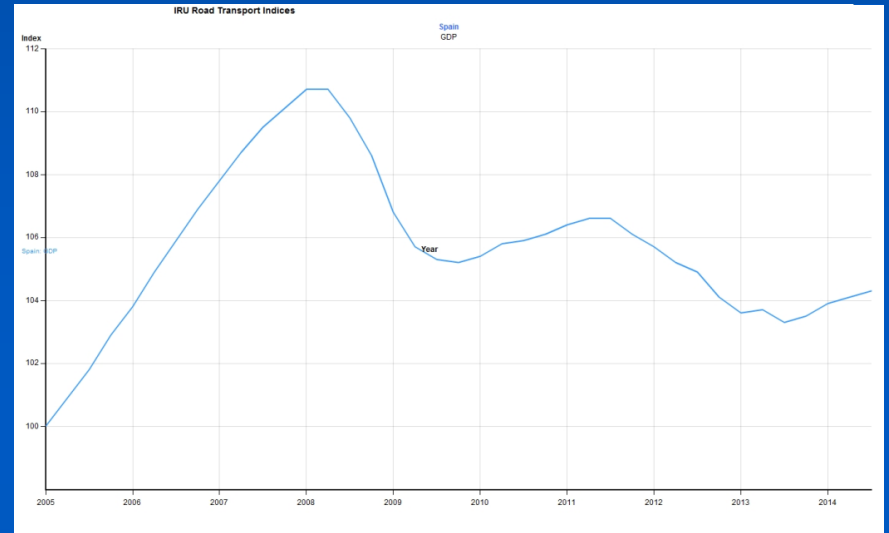
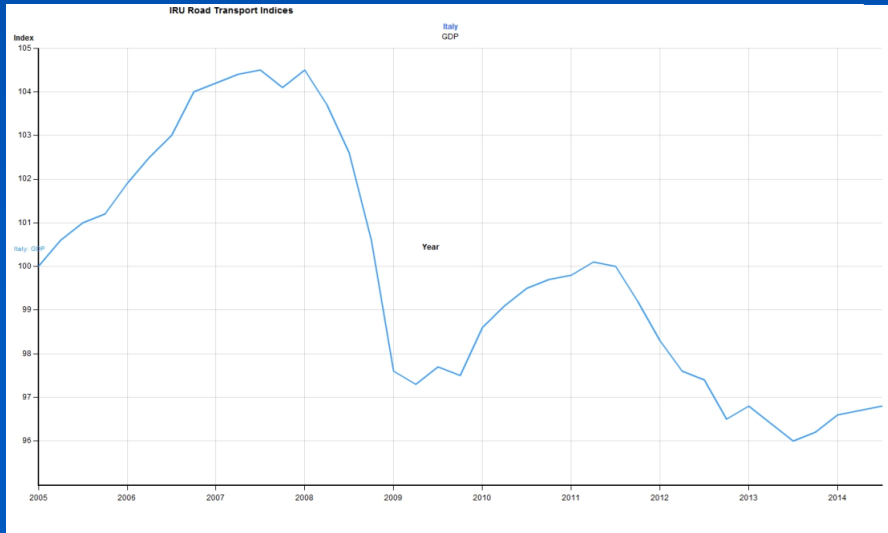
# EU and OECD – double dip recession confirmed





# North – South Divide

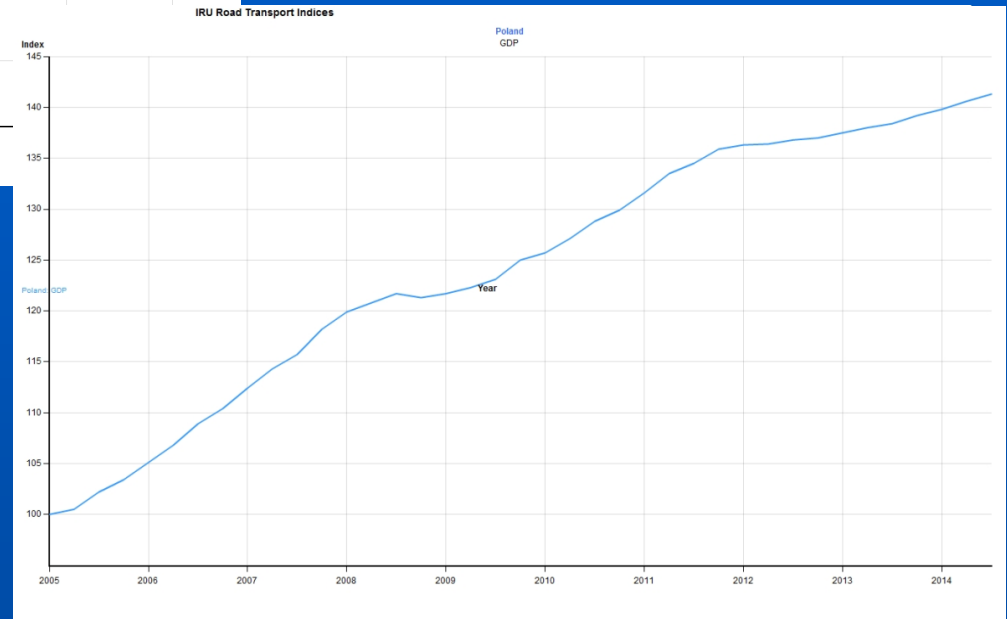
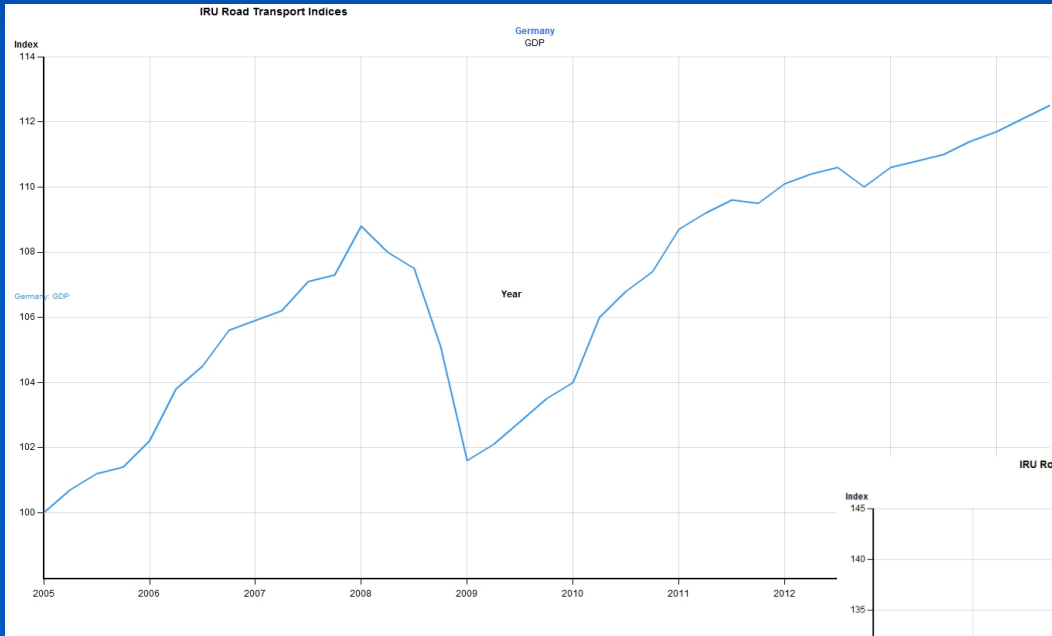
## Deep recession in the South





# North – South Divide

## North ekes out growth



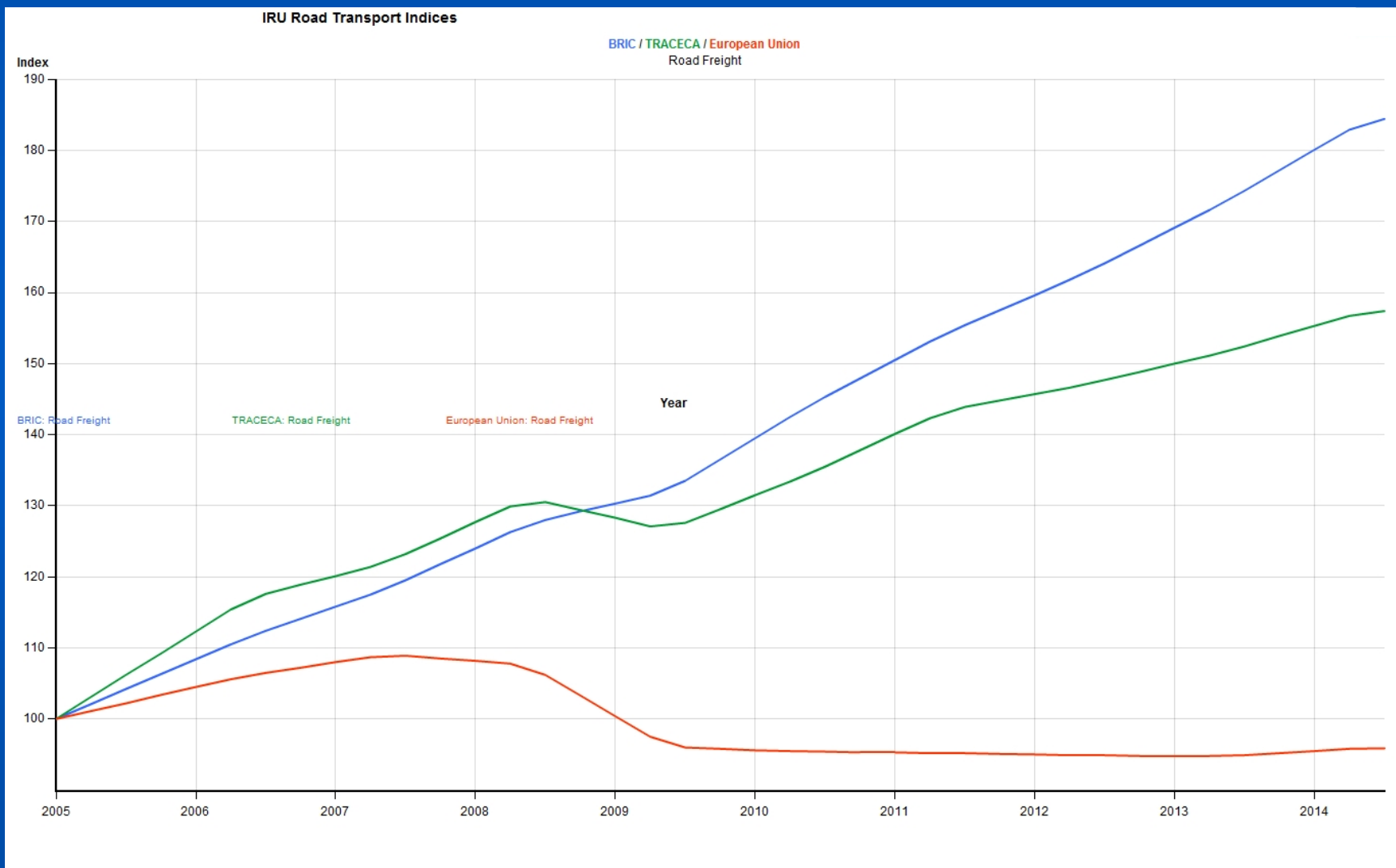




# Transport Volume

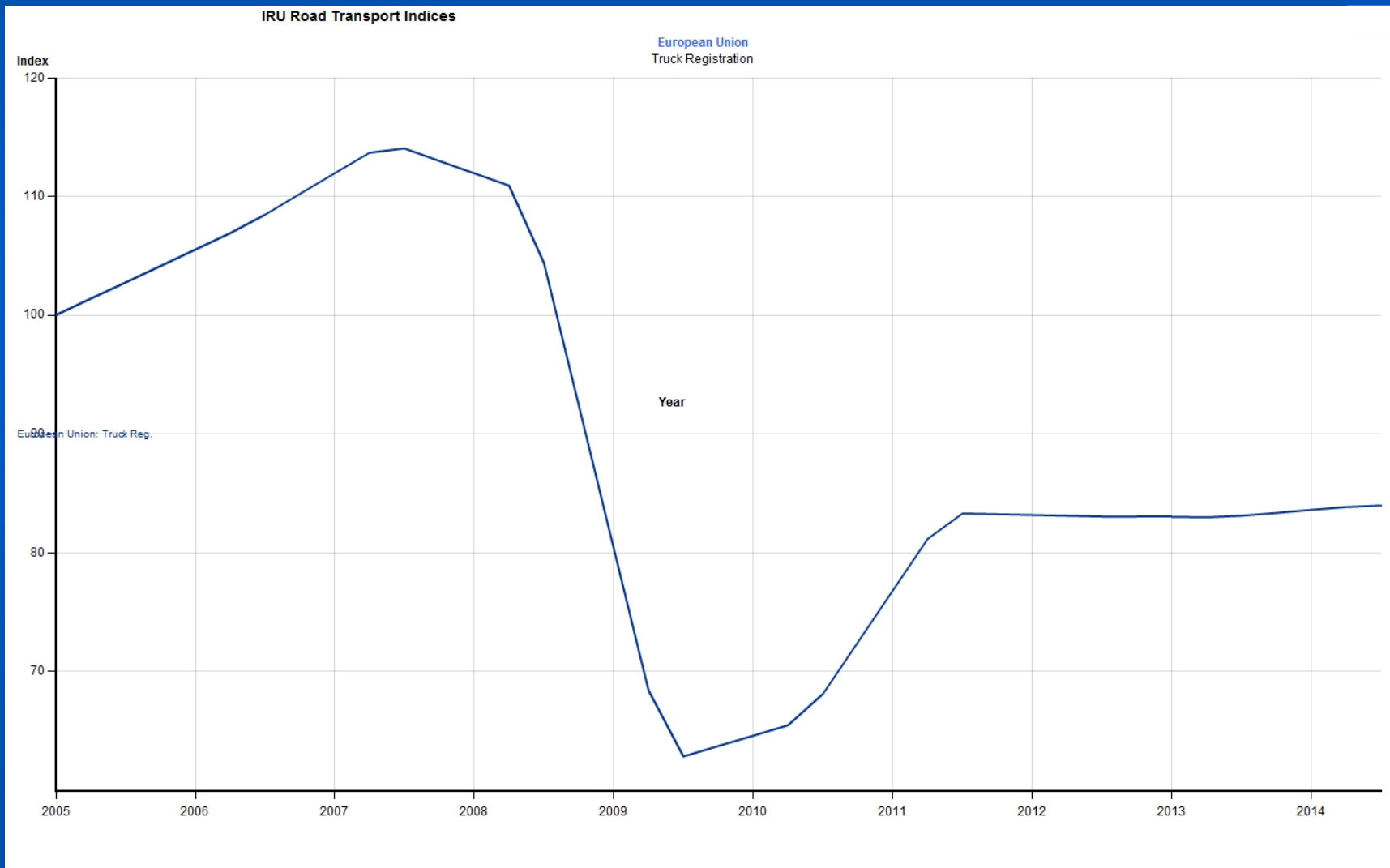
## EU - below pre-crisis

## BRIC & TRACECA - above pre-crisis






# Not to mention vehicle sales in the EU...





# IRU Caravans concluded shocking results

### The Lisbon-Vladivostok Caravan



### The Beijing-Berlin-Brussels Caravan



### Black Sea Highway Caravan



### IRU-ECO Silk Road Truck Caravan





**IRU Caravans demonstrated that  
adequate roads exist, but that there  
is little traffic!!**





**...until the trucks reached  
border crossings!!**





# IRU New Eurasian Land Transport Initiative (NELTI)

- From September 2008 to date
- Monitoring of over 200,000 border crossings



**ECO RMT**

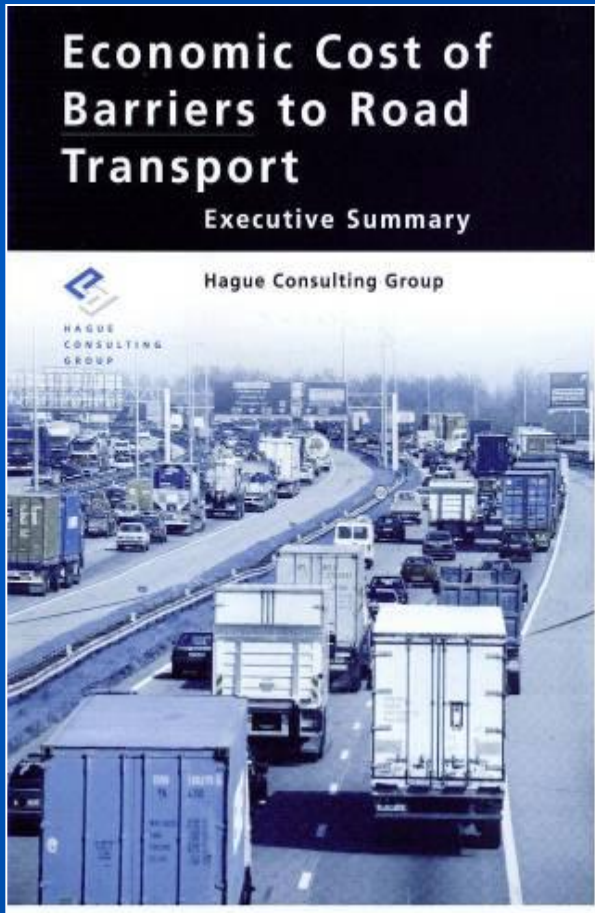


57% of transport time lost at **border crossings!**

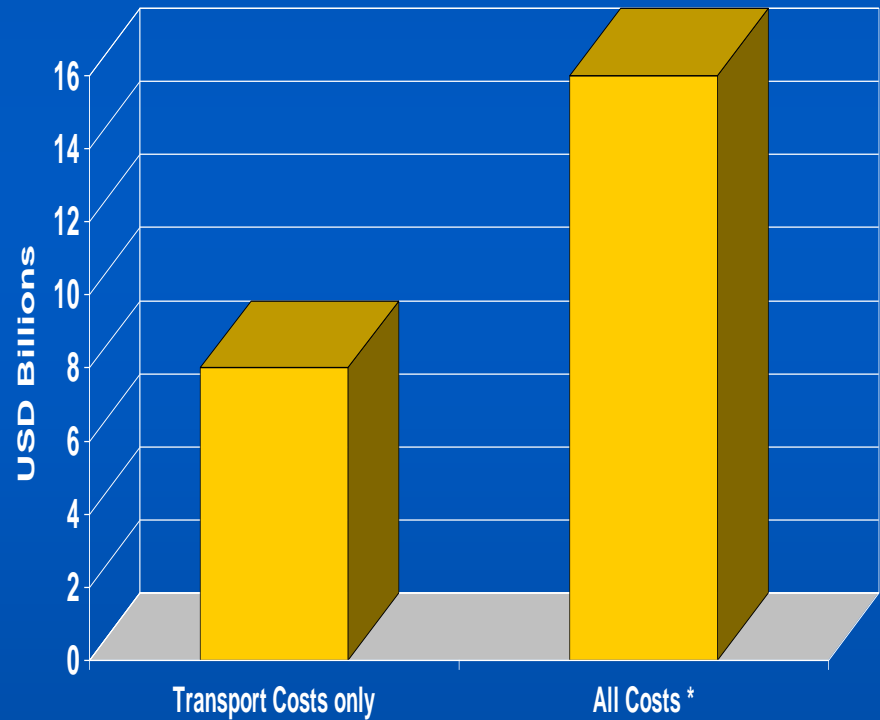
38% of transport costs due to **unofficial levies**



# Any penalty on road transport is an even greater penalty on the economy as a whole!



Source: Hague Consulting Group




\* Includes lost opportunities



# How can we change this view and let road transport drive trade, progress and prosperity?















# Implement key UN Trade Facilitation Instruments to allow countries to be land-linked!





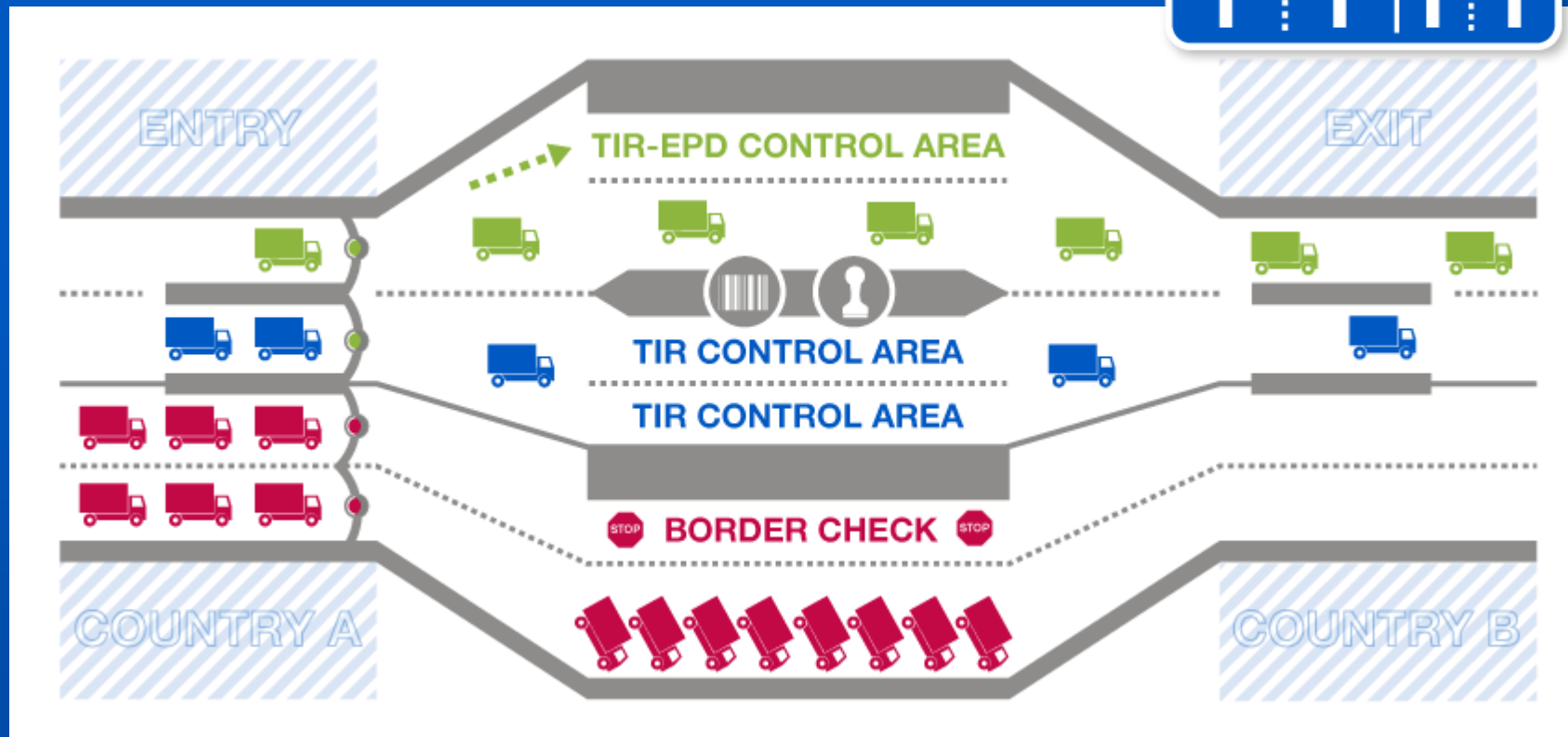
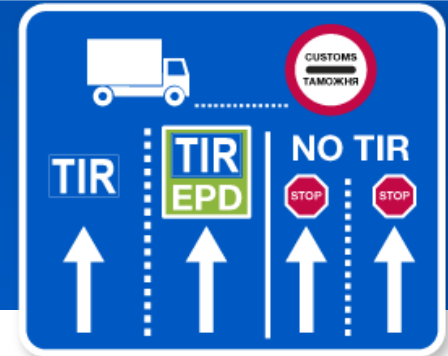
**Securing and facilitating trade  
and international road transport**

# **TIR**

**Transports  
Internationaux Routiers**

**Managed by the  
IRU since 1949**

Reduce border waiting times, facilitate trade, increase risk management efficiency, improve Customs controls, secure trade and transport!



We want to see this...





....instead of this by....





[www.iru.org](http://www.iru.org)

*Working together  
for a better future*



*s i n c e 1 9 4 8*