

---

**Economic Commission for Europe****Inland Transport Committee****Working Party on the Transport of Perishable Foodstuffs****2 October 2013****Sixty-ninth session**

Geneva, 8-11 October 2013

Item 11 of the provisional agenda

**Other business**

---

**Trade in meat in the UNECE region: reflecting the use of ATP****Note by the secretariat**

1. At its 68<sup>th</sup> session in 2012, WP.11 took note of the preliminary work of the secretariat on the preparation of ATP product and country profiles on the basis of trade data of the Food and Agriculture Organization of the United Nations. WP.11 recommended that the data be presented in tonnes as well as dollars and said it would be interesting to know what percentage of fruit and vegetables was transported in ATP equipment. The representative of the United States mentioned that the United States Department of Agriculture also issued statistical data which might be of interest (ECE/TRANS/WP.11/226, para. 55).

2. The secretariat has worked further, basing itself on data on trade in meat in 2010 in the UNECE region and in Morocco and Tunisia which are both ATP contracting parties. Meat was selected since it has to be carried in ATP equipment. No data was found on the percentage of fruit and vegetables transported in ATP equipment.

3. All advice, comments and observations on improving this paper and making it relevant to the work of WP.11 are welcome. They can be presented orally during the upcoming meeting of WP.11 under the item other business or by email ([christopher.smith@unece.org](mailto:christopher.smith@unece.org)).

# Trade in meat in the UNECE region:

A reflection of the use of ATP

### Introduction

The paper examines trade, exports and imports, of meat in the UNECE region in 2010. Meat is carried in temperature-controlled vehicles, which are governed by the Agreement on the International Carriage of Perishable Foodstuffs and on the Special Equipment to be Used for such Carriage (ATP). The volumes of trade give an indication of the use of vehicles approved under the ATP.

The UNECE region comprises the following 56 countries:

Albania, Andorra, Armenia, Austria, Azerbaijan, Belarus, Belgium, Bosnia and Herzegovina, Bulgaria, Canada, Croatia, Cyprus, Czech Republic, Denmark, Estonia, Finland, France, Georgia, Germany, Greece, Hungary, Iceland, Ireland, Israel, Italy, Kazakhstan, Kyrgyzstan, Latvia, Liechtenstein, Lithuania, Luxembourg, Malta, Monaco, Montenegro, Netherlands, Norway, Poland, Portugal, Republic of Moldova, Romania, Russian Federation, San Marino, Serbia, Slovakia, Slovenia, Spain, Sweden, Switzerland, Tajikistan, The former Yugoslav Republic of Macedonia, Turkey, Turkmenistan, Ukraine, United Kingdom, United States of America, Uzbekistan.

The study also includes Morocco and Tunisia which are not part of the UNECE region but which are Contracting Parties of the ATP, an Agreement regulating the transport of perishable foodstuffs, but not unprocessed fruit and vegetables.

The following 48 countries have adhered to the ATP:

Albania, Andorra, Austria, Azerbaijan, Belarus, Belgium, Bosnia and Herzegovina, Bulgaria, Croatia, Czech Republic, Denmark, Estonia, Finland, France, Georgia, Germany, Greece, Hungary, Ireland, Italy, Kazakhstan, Kyrgyzstan, Latvia, Lithuania, Luxembourg, Monaco, Montenegro, Morocco, Netherlands, Norway, Poland, Portugal, Republic of Moldova, Romania, Russian Federation, Serbia, Slovakia, Slovenia, Spain, Sweden, Tajikistan, The former Yugoslav Republic of Macedonia, Tunisia, Turkey, Ukraine, United Kingdom, United States of America, Uzbekistan.

### About the ATP

The ATP was first adopted in 1970, but the work of UNECE on the subject goes back to 1948 when, with the food shortages after the Second World War, it was decided to set up a Working Party to look into the nature and extent of international traffic in perishable foodstuffs, to ascertain operating difficulties and to study transport requirements for subsequent years.

The Working Party on the Transport of Perishable Foodstuffs still exists today and is commonly known as WP.11. It meets once a year in Geneva usually in October or November.

A total of 48 countries are parties to the ATP and thereby agree that their international transport of perishable foodstuffs should be subject to the provisions of the ATP.

The ATP is open to all United Nations member States and there have been expressions of interest from as far afield as Japan, South Korea and China. There is potential for new members in the Middle East and in the Gulf States.

The ATP applies to the international transport of perishable foodstuffs if the point at which the goods are loaded and unloaded are in two different States and the

point at which they are unloaded is situated in the territory of a Contracting Party. In other words it applies even if the State where the goods are loaded is not a Contracting Party.

Some countries also use the ATP as the basis for their domestic legislation, for example France, Italy, Russian Federation, Slovakia and Spain, and several others also intend to do this in the future.

The ATP lists the products that can be carried under ATP and sets the warmest possible temperature of the load. Fruit and vegetables unless processed are as yet outside the scope of ATP.

The ATP lays down common standards for temperature controlled transport equipment such as road vehicles, railway wagons and (for sea journeys under 150km) sea containers and the tests to be done on such equipment to ensure that it meets the standards. The ATP does not cover air transport.

The main requirements of the ATP are with respect to the technical details of the transport means (lorries, trailers, containers, wagons/freight cars, etc.) and test requirements to check for these standards.

For that purpose, the equipment is divided into classes (according to the ATP classification) which specify, for example, whether there is any means of cooling, whether there is a refrigerator or a eutectic plate, whether there is simple or reinforced insulation, and for what temperatures the transport equipment is suitable. Equipment is certified according to test results, and each ATP certificate issued states the classification to which the equipment is approved. Common classifications are IN (normally insulated equipment), IR (heavily insulated equipment), FNA (class A mechanically refrigerated equipment with normal insulation), and FRC (class C mechanically refrigerated equipment with heavy insulation).

The ATP provides for a system of certification for equipment that conforms to the standards and requires all Contracting Parties to the Agreement to recognize certificates issued in accordance with the ATP by the competent authorities of other Contracting Parties.

#### Carriage of meat under ATP

Meat may be carried in a fresh, frozen or chilled state. Frozen meat is carried at a temperature of  $-12^{\circ}\text{C}$ . According to annex 3 of ATP, the following temperatures apply for chilled products: for red meat and large game (other than red offal)  $+7^{\circ}\text{C}$ , for meat products (except for products fully treated by salting, smoking, drying or sterilization) and ready cooked meat foodstuffs  $+6^{\circ}\text{C}$ , for game (other than large game), poultry and rabbit  $+4^{\circ}\text{C}$ , for red offal  $+3^{\circ}\text{C}$  and for minced meat  $+2^{\circ}\text{C}$ .

#### About the statistical data

The data on trade in meat are from the FAOSTAT database of the United Nations Food and Agriculture Organization and are for the latest available year, 2010. Data provided on population, area, GDP, etc. are from the UNECE Statistics Division and are for the latest available year. Data on the percentage share in GDP of agriculture also include hunting, forestry and fishing. Data on adhesion to the ATP and on the number of ATP certificates issued in 2012 are from the secretariat of the UNECE Transport Division. Graphics of flags were downloaded from: <http://www.crwflags.com/fotw/flags/>.

Explanation of categories of meats

The following descriptions of the categories of meat used in the country tables are reproduced from the FAOSTAT database.

- Bacon and Ham Meat of pigs, whether salted, in brine, dried or smoked.
- Cattle meat Meat of bovine animals, fresh, chilled or frozen, with bone in. Common trade names are beef and veal.
- Chicken meat Fresh, chilled or frozen. May include all types of poultry meat if national statistics do not report separate data.
- Duck meat Fresh, chilled or frozen.
- Fat Liver Prep (Foie Gras) Fatty livers of ducks and geese when cooked, prepared or preserved (e.g. pat.).
- Game meat Meat and offals of wild animals, whether fresh, chilled or frozen.
- Goat meat Meat of goats and kids, whether fresh, chilled or frozen, with bone in or boneless.
- Goose and guinea fowl meat Fresh, chilled or frozen.
- Homogen.Meat Prp. Preparations used in infant or dietetic food.
- Horse meat Fresh, chilled or frozen.
- Liver Prep. Liver of any animal, excluding fatty livers of code 1060.
- Meat Dried Nes Meat, except of bovines and pigs, salted, in brine or smoked.
- Meat Extracts Extracts obtained by boiling meat under pressure and concentrating the resulting liquid after the fat has been removed. Includes juices obtained by pressing raw meat. Whenever possible trade data exclude fish extracts.
- Meat nes Including frog legs, marine mammals, etc. Some countries include under this heading meats that are listed above, but which are not reported separately. Fresh, chilled or frozen.
- Meat of Asses Fresh, chilled or frozen.
- Meat of Beef, Drd, Sltd, Smkd Meat of bovine animals, whether salted, in brine, dried or smoked. Includes edible flours and meals.
- Meat of Chicken Canned Includes meat and offals of poultry.
- Meat-Cattle Boneless (Beef&Veal) Boneless meat of bovine animals, whether fresh, chilled or frozen.
- Pig meat Meat, with the bone in, of domestic or wild pigs (e.g. wild boars), whether fresh, chilled or frozen.
- Pork Pig meat, excluding butcher fat and bones.
- Prep of Pig Meat Meat and offal (o/t liver) that are boiled, steamed, grilled, fried, roasted or otherwise cooked. Includes prepared meals that contain more than 20% of meat and offal by weight

Preparations of Beef Meat      Meat and offal (o/t liver) that are boiled, steamed, grilled, fried, roasted or otherwise cooked. Includes prepared meals that contain more than 20% of meat and offal by weight.

Prepared Meat Nes      Excludes poultry, swine or bovine meat preparations.

Rabbit meat      Fresh, chilled or frozen. May include hare meat.

Sausage Beef & Veal      Preparations of meat or offal, whether chopped, minced or of blood. They may be raw, cooked or smoked and contain other ingredients, and are then enclosed in natural or artificial casings.

Sausages of Pig Meat      Preparations of meat or offal, whether chopped, minced or of blood. They may be raw, cooked or smoked and contain other ingredients, and are then enclosed in natural or artificial casings.

Sheep meat      Meat of sheep and lamb, whether fresh, chilled or frozen, with bone in or boneless.

Turkey meat      Fresh, chilled or frozen.

Total meat imports and exports in 2010 in the UNECE region + Morocco and Tunisia (quantities tonnes)

| Countries              | Imports tonnes | Exports tonnes |
|------------------------|----------------|----------------|
| Albania                | 45,663         | 64             |
| Armenia                | 54,231         | 423            |
| Austria                | 340,288        | 446,574        |
| Azerbaijan             | 24,357         | 2,112          |
| Belarus                | 90,612         | 243,787        |
| Belgium                | 508,738        | 1,506,031      |
| Bosnia and Herzegovina | 41,759         | 9,820          |
| Bulgaria               | 210,414        | 54,783         |
| Canada                 | 633,973        | 1,720,748      |
| Croatia                | 82,229         | 23,394         |
| Cyprus                 | 19,743         | 7,896          |
| Czech Republic         | 371,732        | 120,049        |
| Denmark                | 345,618        | 1,636,141      |
| Estonia                | 53,803         | 30,939         |
| Finland                | 72,613         | 48,571         |
| France                 | 1,497,390      | 1,517,884      |
| Georgia                | 59,511         | 728            |
| Germany                | 2,352,708      | 3,094,777      |
| Greece                 | 443,504        | 33,216         |
| Hungary                | 204,977        | 372,481        |
| Iceland                | 712            | 4,732          |
| Ireland                | 232,840        | 776,838        |
| Israel                 | 94,890         | 12,741         |
| Italy                  | 1,841,907      | 590,543        |
| Kazakhstan             | 208,068        | 295            |
| Kyrgyzstan             | 100,706        | 1,054          |
| Latvia                 | 76,226         | 24,077         |
| Lithuania              | 103,607        | 70,936         |
| Luxembourg             | 33,931         | 8,825          |
| Malta                  | 21,230         | 34             |
| Montenegro             | 33,886         | 1,319          |
| Morocco                | 9,840          | 757            |
| Netherlands            | 1,577,596      | 2,844,192      |
| Norway                 | 13,871         | 5,464          |
| Poland                 | 632,253        | 1,164,911      |
| Portugal               | 300,425        | 65,926         |
| Republic of Moldova    | 20,444         | 3,169          |
| Romania                | 327,752        | 88,102         |

| Countries                                 | Imports tonnes    | Exports tonnes    |
|---|-------------------|-------------------|
| Russian Federation                        | 2,225,529         | 28,230            |
| Serbia                                    | 13,384            | 13,853            |
| Slovakia                                  | 194,542           | 70,744            |
| Slovenia                                  | 78,142            | 44,362            |
| Spain                                     | 488,358           | 1,397,590         |
| Sweden                                    | 305,117           | 79,364            |
| Switzerland                               | 111,180           | 3,567             |
| Tajikistan                                | 28,267            | 0                 |
| The former Yugoslav Republic of Macedonia | 62,353            | 7,033             |
| Tunisia                                   | 9,218             | 3,019             |
| Turkey                                    | 51,602            | 151,827           |
| Turkmenistan                              | 3,095             | 0                 |
| Ukraine                                   | 241,077           | 40,913            |
| United Kingdom                            | 2,246,397         | 739,141           |
| United States of America                  | 1,553,671         | 6,308,702         |
| Uzbekistan                                | 7,235             | 0                 |
| <b>Total</b>                              | <b>20,703,214</b> | <b>25,422,678</b> |

Total trade in meat (combined imports and exports) amounted to over 46 million tonnes in 2010 in the UNECE region plus Morocco and Tunisia. Exports exceeded imports by nearly 50 million tonnes. The United States was the largest exporter of meat with over 6 million tonnes followed by Germany (3 million tonnes) and the Netherlands (2.8 million tonnes). The United Kingdom was the largest importer of meat, closely followed by the Russian Federation and Germany.

In some countries the trade balance/imbalance was very pronounced. For example, the Russian Federation imported some seventy times more meat than it exported.

Most countries imported more meat than they exported but Denmark and Ireland both exported three times more than they imported and Spain exported more than twice as much meat as it imported. A number of countries in Central Asia did not export any meat in 2010.

Belgium and Netherlands have important ports and their large exports and imports have to be seen in light of their importance as trading centres.



Total imports and exports of fruit and vegetables in 2010 in the UNECE region + Morocco and Tunisia  
(value thousands of dollars)

| <b>Countries</b>       | <b>Imports</b> | <b>Exports</b> |
|------------------------|----------------|----------------|
| Albania                | 108,747        | 14,984         |
| Armenia                | 69,989         | 17,604         |
| Austria                | 2,626,864      | 1,336,090      |
| Azerbaijan             | 89,994         | 177,039        |
| Belarus                | 412,423        | 134,063        |
| Belgium                | 6,784,902      | 8,528,658      |
| Bosnia and Herzegovina | 146,758        | 63,036         |
| Bulgaria               | 342,724        | 297,518        |
| Canada                 | 7,695,863      | 4,952,433      |
| Croatia                | 369,988        | 72,280         |
| Cyprus                 | 148,644        | 120,623        |
| Czech Republic         | 1,535,304      | 410,548        |
| Denmark                | 1,712,841      | 510,138        |
| Estonia                | 189,545        | 39,278         |
| Finland                | 936,662        | 75,226         |
| France                 | 11,275,095     | 6,002,378      |
| Georgia                | 83,255         | 95,151         |
| Germany                | 17,865,442     | 5,246,737      |
| Greece                 | 890,320        | 1,984,540      |
| Hungary                | 585,803        | 715,636        |
| Iceland                | 69,495         | 353            |
| Ireland                | 1,206,735      | 297,807        |
| Israel                 | 447,116        | 1,223,811      |
| Italy                  | 5,746,138      | 8,792,420      |
| Kazakhstan             | 324,833        | 89,736         |
| Kyrgyzstan             | 34,622         | 101,806        |
| Latvia                 | 265,456        | 94,305         |
| Lithuania              | 880,594        | 724,788        |
| Luxembourg             | 420,310        | 212,413        |
| Malta                  | 66,750         | 1,398          |
| Montenegro             | 45,342         | 12,512         |
| Morocco                | 247,310        | 1,396,015      |
| Netherlands            | 9,928,173      | 15,475,243     |
| Norway                 | 1,212,945      | 25,436         |
| Poland                 | 2,497,445      | 2,887,314      |
| Portugal               | 1,406,516      | 961,242        |
| Republic of Moldova    | 111,345        | 224,287        |
| Romania                | 590,327        | 201,669        |

---

**Trade in meat in the UNECE region: A reflection of the use of ATP**

---

|   |                    |                    |
|---|--------------------|--------------------|
| Russian Federation                        | 9,116,345          | 167,521            |
| Serbia                                    | 247,496            | 513,142            |
| Slovakia                                  | 703,625            | 194,841            |
| Slovenia                                  | 540,782            | 278,315            |
| Spain                                     | 4,174,475          | 15,190,111         |
| Sweden                                    | 2,217,101          | 374,259            |
| Switzerland                               | 2,049,870          | 116,487            |
| Tajikistan                                | 22,222             | 122,718            |
| The former Yugoslav Republic of Macedonia | 85,640             | 165,273            |
| Tunisia                                   | 65,333             | 332,868            |
| Turkey                                    | 684,866            | 6,158,162          |
| Turkmenistan                              | 47,997             | 634                |
| Ukraine                                   | 762,513            | 401,694            |
| United Kingdom                            | 11,677,641         | 1,248,685          |
| United States of America                  | 23,013,114         | 17,597,157         |
| Uzbekistan                                | 17,177             | 358,086            |
| <b>Total</b>                              | <b>134,798,812</b> | <b>106,736,468</b> |

Data on total trade in fruit and vegetables are only available for value in thousands of dollars and not for quantities. So, in 2010 total trade of fruit and vegetables in the UNECE region plus Morocco and Tunisia amounted to over 241 billion dollars. Total imports exceeded total exports by 28 billion dollars.

The biggest exporter was the United States with exports worth over 17 billion dollars, followed by the Netherlands (15 billion dollars), Spain (15 billion dollars), Italy (8 billion dollars), Belgium (8 billion dollars), Turkey (6 billion dollars), France (6 billion dollars), and Germany (5 billion dollars).

The biggest importer was the United States with imports worth over 23 billion dollars, followed by Germany (17 billion dollars), the United Kingdom (11 billion dollars), France (11 billion dollars), the Netherlands (9 billion dollars), the Russian Federation (9 billion dollars), Canada (7 billion dollars) and Belgium (6 billion dollars).

Belgium and the Netherlands have important ports and their large values of exports and imports have to be seen in light of their importance as trading centres.

Azerbaijan, Belgium, Georgia, Greece, Hungary, Israel, Italy, Kyrgyzstan, Morocco, Netherlands, Poland, Republic of Moldova, Serbia, Spain, Tajikistan, The former Yugoslav Republic of Macedonia, Tunisia, Turkey and Uzbekistan all exported more fruit and vegetables than they imported.

# Albania

At a glance:

Population 3,194,417

Area (km<sup>2</sup>) 28,748

GDP per capita \$8416

Percentage of agriculture in GDP 18.5%

Date of adhesion to ATP 26 January 2005

Number of ATP certificates issued in 2012 N.A.



## Imports of meat

|                              | Import Quantity (tonnes) | Import Value (1000\$) |
|------------------------------|--------------------------|-----------------------|
| Bacon and Ham                | 55                       | 274                   |
| Cattle meat                  | 140                      | 458                   |
| Chicken meat                 | 18,668                   | 29,868                |
| Duck meat                    | 0                        | 3                     |
| Fat Liver Prep (Foie Gras)   | 0                        | 0                     |
| Game meat                    | 0                        | 0                     |
| Goat meat                    | 0                        | 0                     |
| Goose and guinea fowl meat   | 3                        | 9                     |
| Homogen.Meat Prp.            | 10                       | 70                    |
| Horse meat                   | 0                        | 4                     |
| Meat Dried Nes               | 23                       | 30                    |
| Meat Extracts                | 11                       | 67                    |
| Meat nes                     | 8                        | 40                    |
| Meat of Beef,Drd, Slted,Smkd | 6                        | 36                    |
| Meat of Chicken Canned       | 6,463                    | 9,055                 |
| Meat-                        |                          |                       |
| CattleBoneless(Beef&Veal)    | 2,418                    | 5,347                 |
| Pig meat                     | 1,460                    | 2,923                 |
| Pork                         | 8,892                    | 17,052                |
| Prep of Pig Meat             | 474                      | 825                   |
| Preparations of Beef Meat    | 73                       | 280                   |
| Prepared Meat Nes            | 1                        | 4                     |
| Rabbit meat                  | 2                        | 7                     |
| Sausages of Pig Meat         | 1,341                    | 3,907                 |
| Sheep meat                   | 450                      | 1,030                 |
| Turkey meat                  | 138                      | 234                   |
| <b>Total imports</b>         | <b>40,636</b>            | <b>71,523</b>         |

## Exports of meat

|                                    | Export Quantity (tonnes) | Export Value (1000 \$) |
|------------------------------------|--------------------------|------------------------|
| Bacon and Ham                      | 0                        |                        |
| Bird meat, nes                     | 0                        | 0                      |
| Cattle meat                        | 0                        | 0                      |
| Chicken meat                       | 0                        | 0                      |
| Fat Liver Prep (Foie Gras)         | 0                        | 0                      |
| Goose and guinea fowl meat         | 0                        | 0                      |
| Meat Dried Nes                     | 0                        | 0                      |
| Meat nes                           | 57                       | 818                    |
| Meat of Beef,Drd, Sld,Smkd         | 0                        | 0                      |
| Meat of Chicken Canned             | 0                        | 0                      |
| Meat-<br>CattleBoneless(Beef&Veal) | 0                        | 0                      |
| Pork                               | 0                        | 0                      |
| Preparations of Beef Meat          | 0                        | 0                      |
| Sausages of Pig Meat               | 8                        | 12                     |
| Sheep meat                         | 0                        | 0                      |
| Turkey meat                        | 0                        | 0                      |
| <b>Total exports</b>               | <b>65</b>                | <b>830</b>             |

Despite having a high percentage of agriculture in GDP of 18.5%, imports of meat exceeded exports by well over seventy times. Chicken meat and pork were the largest meat import items.

## Andorra

Population 84,082  
 Area (km<sup>2</sup>) 470  
 GDP per capita 30,137  
 Percentage of agriculture in GDP N.A.  
 Date of adhesion to ATP 14 July 2008  
 Number of ATP certificates issued in 2012: N.A.



Data on imports and exports for Andorra are not provided in the FAOSTAT database.

# Armenia

Population 3,244,031  
 Area (km<sup>2</sup>) 29,743  
 GDP per capita \$5,007  
 Percentage of agriculture in GDP 18.2%  
 Date of adhesion to ATP Not a Contracting Party  
 Number of ATP certificates issued in 2012: N.A.



## Imports of meat

|                                    | Import Quantity (tonnes) | Import Value (1000 \$) |
|------------------------------------|--------------------------|------------------------|
| Bacon and Ham                      | 1                        | 12                     |
| Cattle meat                        | 29                       | 105                    |
| Chicken meat                       | 35,475                   | 38,118                 |
| Duck meat                          | 5                        | 5                      |
| Fat Liver Prep (Foie Gras)         | 0                        | 0                      |
| Goose and guinea fowl meat         | 25                       | 39                     |
| Homogen.Meat Prp.                  | 123                      | 159                    |
| Meat Dried Nes                     | 0                        | 0                      |
| Meat Extracts                      | 1                        | 9                      |
| Meat nes                           | 0                        | 3                      |
| Meat of Beef,Drd, Sldt,Smkd        | 1                        | 9                      |
| Meat of Chicken Canned             | 177                      | 387                    |
| Meat-<br>CattleBoneless(Beef&Veal) | 6,046                    | 13,501                 |
| Pig meat                           | 1,698                    | 3,713                  |
| Pork                               | 2,900                    | 7,268                  |
| Prep of Pig Meat                   | 7                        | 39                     |
| Preparations of Beef Meat          | 211                      | 622                    |
| Prepared Meat Nes                  | 5                        | 16                     |
| Rabbit meat                        | 0                        | 0                      |
| Sausages of Pig Meat               | 5,394                    | 7,558                  |
| Sheep meat                         | 11                       | 25                     |
| Turkey meat                        | 366                      | 945                    |
| <b>Total imports</b>               | <b>52,475</b>            | <b>72,533</b>          |

## Exports of meat

|                              | Export Quantity (tonnes) | Export Value (1000 \$) |
|------------------------------|--------------------------|------------------------|
| Bacon and Ham                | 0                        | 0                      |
| Cattle meat                  | 0                        | 0                      |
| Chicken meat                 | 0                        | 0                      |
| Goat meat                    | 0                        | 0                      |
| Meat Dried Nes               | 0                        | 0                      |
| Meat of Beef,Drd, Slted,Smkd | 1                        | 8                      |
| Meat of Chicken Canned       | 0                        | 0                      |
| Meat-                        |                          |                        |
| CattleBoneless(Beef&Veal)    | 28                       | 42                     |
| Pig meat                     | 0                        | 0                      |
| Pork                         | 0                        | 0                      |
| Prep of Pig Meat             | 13                       | 49                     |
| Preparations of Beef Meat    | 174                      | 468                    |
| Prepared Meat Nes            | 16                       | 53                     |
| Rabbit meat                  | 0                        | 0                      |
| Sausages of Pig Meat         | 140                      | 476                    |
| Sheep meat                   | 0                        | 0                      |
| <b>Total exports</b>         | <b>372</b>               | <b>1,096</b>           |

Despite having a high percentage of agriculture in GDP of 18.2%, imports of meat exceeded exports by well over one hundred times. Chicken accounted for over half of all meat imports in 2010.

# Austria

Population 8,365,275  
 Area (km<sup>2</sup>) 83,858  
 GDP per capita \$38,988  
 Percentage of agriculture in GDP 1.5%  
 Date of adhesion to ATP 1 March 1977  
 Number of ATP certificates issued in 2012: N.A.



## Imports of meat

|                                    | Import Quantity (tonnes) | Import Value (1000 \$) |
|------------------------------------|--------------------------|------------------------|
| Bacon and Ham                      | 4,647                    | 47,152                 |
| Bird meat, nes                     | 18                       | 383                    |
| Cattle meat                        | 21,091                   | 65,049                 |
| Chicken meat                       | 37,873                   | 122,696                |
| Duck meat                          | 3,468                    | 8,417                  |
| Fat Liver Prep (Foie Gras)         | 38                       | 442                    |
| Game meat                          | 3,067                    | 26,888                 |
| Goat meat                          | 2                        | 44                     |
| Goose and guinea fowl meat         | 2,037                    | 8,107                  |
| Homogen.Meat Prp.                  | 76                       | 425                    |
| Horse meat                         | 213                      | 447                    |
| Meat Dried Nes                     | 2,114                    | 8,036                  |
| Meat Extracts                      | 68                       | 872                    |
| Meat nes                           | 23                       | 260                    |
| Meat of Beef,Drd, Slted,Smkd       | 120                      | 1,573                  |
| Meat of Chicken Canned             | 19,938                   | 96,846                 |
| Meat-<br>CattleBoneless(Beef&Veal) | 15,539                   | 131,827                |
| Pig meat                           | 76,291                   | 182,862                |
| Pork                               | 67,557                   | 175,893                |
| Prep of Pig Meat                   | 5,925                    | 35,306                 |
| Preparations of Beef Meat          | 1,782                    | 11,569                 |
| Prepared Meat Nes                  | 276                      | 2,709                  |
| Rabbit meat                        | 158                      | 1,064                  |
| Sausages of Pig Meat               | 11,958                   | 79,194                 |
| Sheep meat                         | 2,554                    | 23,412                 |
| Turkey meat                        | 36,297                   | 164,531                |
| <b>Total imports</b>               | <b>313,130</b>           | <b>1,196,004</b>       |

## Exports of meat

|                                    | Export Quantity (tonnes) | Export Value (1000 \$) |
|------------------------------------|--------------------------|------------------------|
| Bacon and Ham                      | 4,300                    | 44,407                 |
| Bird meat, nes                     | 1                        | 13                     |
| Cattle meat                        | 48,690                   | 203,532                |
| Chicken meat                       | 30,867                   | 71,980                 |
| Duck meat                          | 169                      | 595                    |
| Fat Liver Prep (Foie Gras)         | 0                        | 2                      |
| Game meat                          | 2,360                    | 27,231                 |
| Goat meat                          | 0                        | 7                      |
| Goose and guinea fowl meat         | 21                       | 137                    |
| Homogen.Meat Prp.                  | 502                      | 1,254                  |
| Horse meat                         | 0                        | 0                      |
| Meat Dried Nes                     | 1,755                    | 7,269                  |
| Meat Extracts                      | 1                        | 12                     |
| Meat nes                           | 10                       | 107                    |
| Meat of Beef,Drd, Sltd,Smkd        | 85                       | 1,164                  |
| Meat of Chicken Canned             | 22,474                   | 91,642                 |
| Meat-<br>CattleBoneless(Beef&Veal) | 56,182                   | 271,714                |
| Pig meat                           | 80,366                   | 232,269                |
| Pork                               | 90,044                   | 247,966                |
| Prep of Pig Meat                   | 8,331                    | 67,429                 |
| Preparations of Beef Meat          | 504                      | 2,842                  |
| Prepared Meat Nes                  | 220                      | 1,702                  |
| Rabbit meat                        | 8                        | 127                    |
| Sausages of Pig Meat               | 46,951                   | 212,669                |
| Sheep meat                         | 88                       | 1,251                  |
| Turkey meat                        | 13,006                   | 47,942                 |
| <b>Total exports</b>               | <b>406,935</b>           | <b>1,535,263</b>       |

Exports of meat were slightly larger than imports for Austria. Chicken, pig meat and pork were the largest import and export items.



# Azerbaijan

Population 8,922,447  
 Area (km<sup>2</sup>) 86,600  
 GDP per capita \$9,696  
 Percentage of agriculture in GDP 7.1%  
 Date of adhesion to ATP 8 May 2000  
 Number of ATP certificates issued in 2012: N.A.



## Imports of meat

|                                    | Import Quantity (tonnes) | Import Value (1000 \$) |
|------------------------------------|--------------------------|------------------------|
| Bacon and Ham                      | 97                       | 122                    |
| Bird meat, nes                     | 0                        | 0                      |
| Cattle meat                        | 492                      | 881                    |
| Chicken meat                       | 12,776                   | 9,449                  |
| Duck meat                          | 17                       | 13                     |
| Goat meat                          | 0                        | 0                      |
| Homogen.Meat Prp.                  | 2                        | 10                     |
| Meat Dried Nes                     | 0                        | 0                      |
| Meat Extracts                      | 0                        | 0                      |
| Meat nes                           | 0                        | 0                      |
| Meat of Beef,Drd, Sld,Smkd         | 4                        | 119                    |
| Meat of Chicken Canned             | 2,354                    | 2,624                  |
| Meat-<br>CattleBoneless(Beef&Veal) | 3,371                    | 5,006                  |
| Pig meat                           | 112                      | 147                    |
| Pork                               | 523                      | 691                    |
| Prep of Pig Meat                   | 23                       | 26                     |
| Preparations of Beef Meat          | 841                      | 1,496                  |
| Prepared Meat Nes                  | 40                       | 175                    |
| Sausages of Pig Meat               | 1,264                    | 0                      |
| Sheep meat                         | 194                      | 3,115                  |
| Turkey meat                        | 59                       | 240                    |
| <b>Total imports</b>               | <b>22,169</b>            | <b>24,114</b>          |


## Exports of meat

|                           | Export Quantity (tonnes) | Export Value (1000 \$) |
|---------------------------|--------------------------|------------------------|
| Chicken meat              | 322                      | 68                     |
| Homogen.Meat Prp.         | 0                        | 0                      |
| Meat of Chicken Canned    | 1                        | 1                      |
| Preparations of Beef Meat | 1,325                    | 6,780                  |
| Prepared Meat Nes         | 0                        | 0                      |
| Sausages of Pig Meat      | 0                        | 0                      |
| Sheep meat                | 0                        | 0                      |
| <b>Total exports</b>      | <b>1,648</b>             | <b>6,849</b>           |

Imports of meat were several times greater than exports for Azerbaijan. Chicken was the largest imported meat. Chicken meat accounted for over half of meat imports in 2010.

# Belarus

Population 9,680,841  
 Area (km<sup>2</sup>) 207,600  
 GDP per capita 12,477  
 Percentage of agriculture in GDP 9.3%  
 Date of adhesion to ATP 3 August 2001  
 Number of ATP certificates issued in 2012: N.A.



## Imports of meat

|                                    | Import Quantity (tonnes) | Import Value (1000 \$) |
|------------------------------------|--------------------------|------------------------|
| Bacon and Ham                      | 5                        | 80                     |
| Cattle meat                        | 70                       | 260                    |
| Chicken meat                       | 6,728                    | 5,032                  |
| Duck meat                          | 0                        | 2                      |
| Homogen.Meat Prp.                  | 52                       | 507                    |
| Horse meat                         | 20                       | 57                     |
| Meat Dried Nes                     | 0                        | 1                      |
| Meat Extracts                      | 0                        | 0                      |
| Meat nes                           | 1                        | 17                     |
| Meat of Beef,Drd, Slted,Smkd       | 0                        | 0                      |
| Meat of Chicken Canned             | 1,020                    | 2,522                  |
| Meat-<br>CattleBoneless(Beef&Veal) | 405                      | 1,431                  |
| Pig meat                           | 49,161                   | 110,039                |
| Pork                               | 23,427                   | 61,658                 |
| Prep of Pig Meat                   | 103                      | 439                    |
| Preparations of Beef Meat          | 482                      | 2,649                  |
| Prepared Meat Nes                  | 53                       | 88                     |
| Rabbit meat                        | 0                        | 0                      |
| Sausages of Pig Meat               | 39                       | 218                    |
| Sheep meat                         | 0                        | 2                      |
| Turkey meat                        | 3,636                    | 2,615                  |
| <b>Total imports</b>               | <b>85,202</b>            | <b>187,617</b>         |

## Exports of meat

|                                | Export Quantity (tonnes) | Export Value (1000 \$) |
|--------------------------------|--------------------------|------------------------|
| Bacon and Ham                  | 277                      | 1,551                  |
| Cattle meat                    | 120,552                  | 438,861                |
| Chicken meat                   | 37,692                   | 75,638                 |
| Duck meat                      | 644                      | 1,503                  |
| Homogen.Meat Prp.              | 124                      | 684                    |
| Horse meat                     | 0                        | 0                      |
| Meat Dried Nes                 | 12                       | 56                     |
| Meat Extracts                  | 0                        | 0                      |
| Meat nes                       | 0                        | 0                      |
| Meat of Beef,Drd, Sltd,Smkd    | 6                        | 58                     |
| Meat of Chicken Canned         | 469                      | 1,640                  |
| Meat-CattleBoneless(Beef&Veal) | 4,885                    | 26,715                 |
| Pig meat                       | 33,899                   | 100,517                |
| Pork                           | 4,851                    | 18,586                 |
| Prep of Pig Meat               | 8,686                    | 36,368                 |
| Preparations of Beef Meat      | 3,601                    | 16,756                 |
| Prepared Meat Nes              | 82                       | 275                    |
| Sausages of Pig Meat           | 26,198                   | 68,710                 |
| Sheep meat                     | 0                        | 0                      |
| Turkey meat                    | 36                       | 115                    |
| <b>Total exports</b>           | <b>242,014</b>           | <b>788,033</b>         |

Exports of meat exceeded imports by three times for Belarus, with cattle meat as the most important export item. Cattle meat accounted for half of all imports. Pig meat was the largest imported meat item.

# Belgium

Population 10,788,500  
 Area (km<sup>2</sup>) 30,528  
 GDP per capita \$36,463  
 Percentage of agriculture in GDP 0.7%  
 Date of adhesion to ATP 1 October 1979  
 Number of ATP certificates issued in 2012: N.A.



## Imports of meat

|                                    | Import Quantity (tonnes) | Import Value (1000 \$) |
|------------------------------------|--------------------------|------------------------|
| Bacon and Ham                      | 14,291                   | 143,973                |
| Bird meat, nes                     | 301                      | 4,008                  |
| Cattle meat                        | 19,642                   | 55,348                 |
| Chicken meat                       | 105,214                  | 258,571                |
| Duck meat                          | 724                      | 3,714                  |
| Fat Liver Prep (Foie Gras)         | 354                      | 13,040                 |
| Game meat                          | 6,436                    | 62,314                 |
| Goat meat                          | 23                       | 292                    |
| Goose and guinea fowl meat         | 331                      | 2,775                  |
| Homogen.Meat Prp.                  | 838                      | 7,249                  |
| Horse meat                         | 25,480                   | 95,922                 |
| Meat Dried Nes                     | 4,768                    | 17,811                 |
| Meat Extracts                      | 545                      | 4,876                  |
| Meat nes                           | 4,573                    | 27,196                 |
| Meat of Beef,Drd, Sldt,Smkd        | 282                      | 4,934                  |
| Meat of Chicken Canned             | 33,981                   | 166,616                |
| Meat-<br>CattleBoneless(Beef&Veal) | 37,002                   | 218,992                |
| Pig meat                           | 37,690                   | 82,234                 |
| Pork                               | 31,277                   | 89,352                 |
| Prep of Pig Meat                   | 20,345                   | 120,341                |
| Preparations of Beef Meat          | 11,326                   | 51,519                 |
| Prepared Meat Nes                  | 4,662                    | 19,458                 |
| Rabbit meat                        | 5,482                    | 26,121                 |
| Sausages of Pig Meat               | 36,400                   | 193,739                |
| Sheep meat                         | 33,521                   | 286,623                |
| Turkey meat                        | 36,516                   | 113,235                |
| <b>Total imports</b>               | <b>472,004</b>           | <b>2,070,253</b>       |

## Exports of meat

|                                    | Export Quantity (tonnes) | Export Value (1000 \$) |
|------------------------------------|--------------------------|------------------------|
| Bacon and Ham                      | 18,932                   | 129,105                |
| Bird meat, nes                     | 18                       | 228                    |
| Cattle meat                        | 64,112                   | 352,132                |
| Chicken meat                       | 385,188                  | 823,487                |
| Duck meat                          | 175                      | 460                    |
| Fat Liver Prep (Foie Gras)         | 283                      | 2,602                  |
| Game meat                          | 4,700                    | 47,363                 |
| Goat meat                          | 3                        | 46                     |
| Goose and guinea fowl meat         | 223                      | 2,173                  |
| Homogen.Meat Prp.                  | 902                      | 2,555                  |
| Horse meat                         | 21,897                   | 90,909                 |
| Meat Dried Nes                     | 1,765                    | 7,039                  |
| Meat Extracts                      | 276                      | 2,053                  |
| Meat nes                           | 5,178                    | 33,480                 |
| Meat of Beef,Drd, Sltd,Smkd        | 896                      | 9,932                  |
| Meat of Chicken Canned             | 50,926                   | 262,433                |
| Meat-<br>CattleBoneless(Beef&Veal) | 58,766                   | 360,823                |
| Pig meat                           | 459,890                  | 1,042,368              |
| Pork                               | 209,096                  | 504,554                |
| Prep of Pig Meat                   | 40,384                   | 184,725                |
| Preparations of Beef Meat          | 17,682                   | 101,030                |
| Prepared Meat Nes                  | 2,798                    | 15,218                 |
| Rabbit meat                        | 5,222                    | 26,354                 |
| Sausages of Pig Meat               | 37,580                   | 125,704                |
| Sheep meat                         | 20,828                   | 176,333                |
| Turkey meat                        | 5,602                    | 14,395                 |
| <b>Total export</b>                | <b>1,413,322</b>         | <b>4,317,501</b>       |

Exports of meat products exceeded imports by more than twice, despite the fact that the percentage of agriculture in GDP is less than 1% in Belgium. High exports are probably explained by Belgium's importance as a trading hub due to the port of Antwerp.

# Bosnia and Herzegovina

Population 3,942,701  
 Area (km<sup>2</sup>) 51,197  
 GDP per capita \$7,537  
 Percentage of agriculture in GDP 8.8%  
 Date of adhesion to ATP 12 January 1994  
 Number of ATP certificates issued in 2012: N.A.



## Imports of meat

|                                    | Import Quantity (tonnes) | Import Value (1000 \$) |
|------------------------------------|--------------------------|------------------------|
| Bacon and Ham                      | 824                      | 5,397                  |
| Cattle meat                        | 6,909                    | 17,921                 |
| Chicken meat                       | 11,539                   | 12,031                 |
| Duck meat                          | 1                        | 2                      |
| Fat Liver Prep (Foie Gras)         | 0                        | 0                      |
| Game meat                          | 0                        | 0                      |
| Homogen.Meat Prp.                  | 129                      | 420                    |
| Horse meat                         | 0                        | 0                      |
| Meat Dried Nes                     | 13                       | 57                     |
| Meat Extracts                      | 0                        | 1                      |
| Meat nes                           | 1                        | 3                      |
| Meat of Beef,Drd, Sltd,Smkd        | 23                       | 263                    |
| Meat of Chicken Canned             | 1,033                    | 5,096                  |
| Meat-<br>CattleBoneless(Beef&Veal) | 3,686                    | 11,708                 |
| Pig meat                           | 798                      | 1,995                  |
| Pork                               | 3,978                    | 12,133                 |
| Prep of Pig Meat                   | 1,983                    | 9,405                  |
| Preparations of Beef Meat          | 392                      | 2,059                  |
| Prepared Meat Nes                  | 16                       | 75                     |
| Rabbit meat                        | 1                        | 5                      |
| Sausages of Pig Meat               | 7,670                    | 30,322                 |
| Sheep meat                         | 302                      | 1,508                  |
| Turkey meat                        | 566                      | 2,393                  |
| <b>Total imports</b>               | <b>39,864</b>            | <b>112,794</b>         |

## Exports of meat


|                              | Export Quantity (tonnes) | Export Value (1000 \$) |
|------------------------------|--------------------------|------------------------|
| Bacon and Ham                | 138                      | 1,402                  |
| Cattle meat                  | 0                        | 0                      |
| Chicken meat                 | 3,763                    | 7,333                  |
| Meat of Beef,Drd, Slted,Smkd | 25                       | 225                    |
| Meat of Chicken Canned       | 1,519                    | 7,649                  |
| Meat-                        |                          |                        |
| CattleBoneless(Beef&Veal)    | 0                        | 0                      |
| Pig meat                     | 0                        | 0                      |
| Pork                         | 0                        | 0                      |
| Prep of Pig Meat             | 133                      | 343                    |
| Preparations of Beef Meat    | 331                      | 1,748                  |
| Prepared Meat Nes            | 0                        | 0                      |
| Sausages of Pig Meat         | 3,667                    | 7,514                  |
| Sheep meat                   | 0                        | 0                      |
| Turkey meat                  | 9                        | 30                     |
| <b>Total exports</b>         | <b>9,585</b>             | <b>26,244</b>          |

For Bosnia and Herzegovina, imports were some four times greater than exports. Cattle and chicken meat were among the most important meat import items.



# Bulgaria

Population 7,623,395  
 Area (km<sup>2</sup>) 110,993  
 GDP per capita \$13,900  
 Percentage of agriculture in GDP 5.6%  
 Date of adhesion to ATP 12 January 1978  
 Number of ATP certificates issued in 2012: N.A.



## Imports of meat

|                                    | Import Quantity (tonnes) | Import Value (1000 \$) |
|------------------------------------|--------------------------|------------------------|
| Bacon and Ham                      | 1,016                    | 2,612                  |
| Cattle meat                        | 1,164                    | 3,312                  |
| Chicken meat                       | 60,333                   | 98,187                 |
| Duck meat                          | 871                      | 1,404                  |
| Fat Liver Prep (Foie Gras)         | 8                        | 52                     |
| Game meat                          | 5                        | 26                     |
| Goat meat                          | 13                       | 11                     |
| Goose and guinea fowl meat         | 0                        | 0                      |
| Homogen.Meat Prp.                  | 87                       | 117                    |
| Horse meat                         | 793                      | 1,399                  |
| Meat Dried Nes                     | 435                      | 724                    |
| Meat Extracts                      | 2                        | 12                     |
| Meat nes                           | 28                       | 42                     |
| Meat of Beef,Drd, Slted,Smkd       | 374                      | 730                    |
| Meat of Chicken Canned             | 1,530                    | 4,403                  |
| Meat-<br>CattleBoneless(Beef&Veal) | 11,277                   | 35,035                 |
| Pig meat                           | 67,210                   | 148,718                |
| Pork                               | 27,584                   | 62,962                 |
| Prep of Pig Meat                   | 9,143                    | 19,260                 |
| Preparations of Beef Meat          | 439                      | 1,152                  |
| Prepared Meat Nes                  | 303                      | 567                    |
| Rabbit meat                        | 16                       | 61                     |
| Sausages of Pig Meat               | 2,738                    | 6,020                  |
| Sheep meat                         | 534                      | 1,784                  |
| Turkey meat                        | 13,096                   | 13,852                 |
| <b>Total imports</b>               | <b>198,999</b>           | <b>402,442</b>         |

## Exports of meat

|                                    | Export Quantity (tonnes) | Export Value (1000 \$) |
|------------------------------------|--------------------------|------------------------|
| Bacon and Ham                      | 1,456                    | 5,587                  |
| Cattle meat                        | 105                      | 389                    |
| Chicken meat                       | 37,861                   | 117,594                |
| Duck meat                          | 266                      | 1,417                  |
| Fat Liver Prep (Foie Gras)         | 145                      | 2,715                  |
| Game meat                          | 0                        | 0                      |
| Goat meat                          | 50                       | 322                    |
| Goose and guinea fowl meat         | 13                       | 94                     |
| Homogen.Meat Prp.                  | 39                       | 355                    |
| Horse meat                         | 534                      | 1,545                  |
| Meat Dried Nes                     | 191                      | 386                    |
| Meat Extracts                      | 0                        | 0                      |
| Meat nes                           | 0                        | 0                      |
| Meat of Beef,Drd, Slted,Smkd       | 0                        | 1                      |
| Meat of Chicken Canned             | 3,501                    | 9,653                  |
| Meat-<br>CattleBoneless(Beef&Veal) | 371                      | 3,427                  |
| Pig meat                           | 1,618                    | 5,521                  |
| Pork                               | 127                      | 308                    |
| Prep of Pig Meat                   | 1,053                    | 2,854                  |
| Preparations of Beef Meat          | 58                       | 240                    |
| Prepared Meat Nes                  | 251                      | 1,181                  |
| Rabbit meat                        | 6                        | 23                     |
| Sausages of Pig Meat               | 1,355                    | 3,651                  |
| Sheep meat                         | 3,873                    | 26,748                 |
| Turkey meat                        | 82                       | 187                    |
| <b>Total exports</b>               | <b>52,955</b>            | <b>184,198</b>         |

Imports of meat exceeded exports for Bulgaria by over three times in 2010. The biggest meat import items were chicken meat, pig meat and pork. Chicken meat was also the largest meat export item.

# Canada

Population 33,739,859  
 Area (km<sup>2</sup>) 9,970,610  
 GDP per capita \$30,049  
 Percentage of agriculture in GDP 2.0%  
 Date of adhesion to ATP: Not a Contracting Party.  
 Number of ATP certificates issued in 2012: N.A.



## Imports of meat

|                                    | Import Quantity (tonnes) | Import Value (1000 \$) |
|------------------------------------|--------------------------|------------------------|
| Bacon and Ham                      | 10,369                   | 56,327                 |
| Cattle meat                        | 12,322                   | 102,020                |
| Chicken meat                       | 143,151                  | 330,531                |
| Duck meat                          | 1,744                    | 7,740                  |
| Fat Liver Prep (Foie Gras)         | 1                        | 13                     |
| Goat meat                          | 2,749                    | 8,082                  |
| Goose and guinea fowl meat         | 0                        | 0                      |
| Homogen.Meat Prp.                  | 358                      | 1,425                  |
| Horse meat                         | 2                        | 6                      |
| Meat Dried Nes                     | 512                      | 2,116                  |
| Meat Extracts                      | 2,305                    | 8,542                  |
| Meat nes                           | 699                      | 6,018                  |
| Meat of Beef,Drd, Slted,Smkd       | 28                       | 304                    |
| Meat of Chicken Canned             | 40,000                   | 180,712                |
| Meat-<br>CattleBoneless(Beef&Veal) | 127,111                  | 620,216                |
| Pig meat                           | 1,820                    | 4,932                  |
| Pork                               | 112,167                  | 417,094                |
| Prep of Pig Meat                   | 16,666                   | 124,032                |
| Preparations of Beef Meat          | 26,920                   | 131,445                |
| Prepared Meat Nes                  | 292                      | 1,018                  |
| Rabbit meat                        | 4                        | 19                     |
| Sausage Beef&Veal                  | 112                      | 315                    |
| Sausages of Pig Meat               | 23,591                   | 108,864                |
| Sheep meat                         | 18,992                   | 110,951                |
| Turkey meat                        | 3,314                    | 11,648                 |
| <b>Total imports</b>               | <b>545,229</b>           | <b>2,234,370</b>       |

## Exports of meat

|                                    | Export Quantity (tonnes) | Export Value (1000 \$) |
|------------------------------------|--------------------------|------------------------|
| Bacon and Ham                      | 32,569                   | 113,547                |
| Cattle meat                        | 45,836                   | 193,264                |
| Chicken meat                       | 128,882                  | 192,138                |
| Duck meat                          | 5,811                    | 17,350                 |
| Game meat                          | 0                        | 0                      |
| Goat meat                          | 84                       | 412                    |
| Homogen.Meat Prp.                  | 28                       | 92                     |
| Horse meat                         | 16,062                   | 82,114                 |
| Meat Dried Nes                     | 1,303                    | 2,210                  |
| Meat Extracts                      | 16                       | 74                     |
| Meat nes                           | 761                      | 5,751                  |
| Meat of Beef,Drd, Sltd,Smkd        | 1,319                    | 4,832                  |
| Meat of Chicken Canned             | 18,659                   | 81,198                 |
| Meat-<br>CattleBoneless(Beef&Veal) | 325,341                  | 1,080,008              |
| Pig meat                           | 155,260                  | 336,788                |
| Pork                               | 688,555                  | 1,888,212              |
| Prep of Pig Meat                   | 15,305                   | 66,948                 |
| Preparations of Beef Meat          | 1,117                    | 5,230                  |
| Prepared Meat Nes                  | 15                       | 89                     |
| Rabbit meat                        | 38                       | 288                    |
| Sausages of Pig Meat               | 7,545                    | 28,923                 |
| Sheep meat                         | 316                      | 1,423                  |
| Turkey meat                        | 23,908                   | 31,885                 |
| <b>Total exports</b>               | <b>1,468,730</b>         | <b>4,132,776</b>       |

Canada exported twice as much meat as it imported. Pork and boneless cattle meat were the largest meat exports.

# Croatia

Population 4,435,729  
 Area (km<sup>2</sup>) 56,542  
 GDP per capita \$20,270  
 Percentage of agriculture in GDP 6.7%  
 Date of adhesion to ATP 3 August 1992  
 Number of ATP certificates issued in 2012: N.A.



## Imports of meat

|                                    | Import Quantity (tonnes) | Import Value (1000 \$) |
|------------------------------------|--------------------------|------------------------|
| Bacon and Ham                      | 2,346                    | 15,441                 |
| Buffalo meat                       | 0                        | 0                      |
| Cattle meat                        | 5,243                    | 16,687                 |
| Chicken meat                       | 11,071                   | 24,768                 |
| Duck meat                          | 92                       | 307                    |
| Goat meat                          | 0                        | 0                      |
| Goose and guinea fowl meat         | 5                        | 21                     |
| Homogen.Meat Prp.                  | 12                       | 42                     |
| Horse meat                         | 0                        | 0                      |
| Meat Dried Nes                     | 0                        | 1                      |
| Meat Extracts                      | 82                       | 1,075                  |
| Meat nes                           | 57                       | 384                    |
| Meat of Beef,Drd, Slted,Smkd       | 0                        | 5                      |
| Meat of Chicken Canned             | 998                      | 4,536                  |
| Meat-<br>CattleBoneless(Beef&Veal) | 3,138                    | 12,842                 |
| Pig meat                           | 12,186                   | 30,795                 |
| Pork                               | 27,568                   | 75,027                 |
| Prep of Pig Meat                   | 1,136                    | 6,975                  |
| Preparations of Beef Meat          | 210                      | 915                    |
| Prepared Meat Nes                  | 8                        | 33                     |
| Rabbit meat                        | 18                       | 86                     |
| Sausages of Pig Meat               | 7,454                    | 20,642                 |
| Sheep meat                         | 1,542                    | 9,726                  |
| Turkey meat                        | 2,526                    | 7,006                  |
| <b>Total imports</b>               | <b>75,692</b>            | <b>227,314</b>         |

## Exports of meat

|                                    | Export Quantity (tonnes) | Export Value (1000 \$) |
|------------------------------------|--------------------------|------------------------|
| Bacon and Ham                      | 78                       | 730                    |
| Buffalo meat                       | 0                        | 0                      |
| Cattle meat                        | 5,590                    | 17,802                 |
| Chicken meat                       | 2,764                    | 6,722                  |
| Duck meat                          | 0                        | 0                      |
| Goose and guinea fowl meat         | 0                        | 0                      |
| Homogen.Meat Prp.                  | 101                      | 474                    |
| Horse meat                         | 0                        | 0                      |
| Meat Dried Nes                     | 0                        | 0                      |
| Meat Extracts                      | 0                        | 0                      |
| Meat nes                           | 1                        | 3                      |
| Meat of Beef,Drd, Slted,Smkd       | 4                        | 59                     |
| Meat of Chicken Canned             | 4,010                    | 17,257                 |
| Meat-<br>CattleBoneless(Beef&Veal) | 4                        | 13                     |
| Pig meat                           | 788                      | 2,274                  |
| Pork                               | 123                      | 298                    |
| Prep of Pig Meat                   | 1,556                    | 8,275                  |
| Preparations of Beef Meat          | 1,557                    | 8,370                  |
| Prepared Meat Nes                  | 1                        | 5                      |
| Rabbit meat                        | 0                        | 0                      |
| Sausages of Pig Meat               | 4,076                    | 16,669                 |
| Sheep meat                         | 0                        | 0                      |
| Turkey meat                        | 829                      | 3,108                  |
| <b>Total exports</b>               | <b>21,482</b>            | <b>82,059</b>          |

Meat imports were higher than exports for Croatia. Chicken, pig meat and pork were the largest meat imports.

# Cyprus

Population 793,072  
 Area (km<sup>2</sup>) 9,251  
 GDP per capita \$30,944  
 Percentage of agriculture in GDP 2.1%  
 Date of adhesion to ATP: Not a Contracting Party  
 Number of ATP certificates issued in 2012: N.A.



## Imports of meat

|                                    | Import Quantity (tonnes) | Import Value (1000 \$) |
|------------------------------------|--------------------------|------------------------|
| Bacon and Ham                      | 44                       | 254                    |
| Bird meat, nes                     | 0                        | 0                      |
| Cattle meat                        | 797                      | 4,949                  |
| Chicken meat                       | 5,743                    | 15,159                 |
| Duck meat                          | 271                      | 818                    |
| Fat Liver Prep (Foie Gras)         | 15                       | 97                     |
| Game meat                          | 34                       | 275                    |
| Goat meat                          | 17                       | 74                     |
| Goose and guinea fowl meat         | 6                        | 73                     |
| Homogen.Meat Prp.                  | 68                       | 329                    |
| Horse meat                         | 25                       | 37                     |
| Meat Dried Nes                     | 396                      | 1,404                  |
| Meat Extracts                      | 4                        | 25                     |
| Meat nes                           | 28                       | 178                    |
| Meat of Beef,Drd, Slted,Smkd       | 37                       | 744                    |
| Meat of Chicken Canned             | 2,056                    | 9,351                  |
| Meat-<br>CattleBoneless(Beef&Veal) | 1,817                    | 13,640                 |
| Pig meat                           | 1,432                    | 4,672                  |
| Pork                               | 726                      | 2,097                  |
| Prep of Pig Meat                   | 794                      | 3,986                  |
| Preparations of Beef Meat          | 317                      | 1,227                  |
| Prepared Meat Nes                  | 80                       | 284                    |
| Rabbit meat                        | 22                       | 148                    |
| Sausages of Pig Meat               | 987                      | 5,467                  |
| Sheep meat                         | 1,915                    | 10,353                 |
| Turkey meat                        | 446                      | 1,708                  |
| <b>Total imports</b>               | <b>18,077</b>            | <b>77,349</b>          |

## Exports of meat


|                                    | Export Quantity (tonnes) | Export Value (1000 \$) |
|------------------------------------|--------------------------|------------------------|
| Bacon and Ham                      | 0                        | 2                      |
| Bird meat, nes                     | 0                        | 0                      |
| Cattle meat                        | 15                       | 14                     |
| Chicken meat                       | 1,305                    | 994                    |
| Goat meat                          | 0                        | 0                      |
| Goose and guinea fowl meat         | 22                       | 17                     |
| Homogen.Meat Prp.                  | 0                        | 0                      |
| Horse meat                         | 25                       | 45                     |
| Meat Dried Nes                     | 0                        | 0                      |
| Meat Extracts                      | 0                        | 0                      |
| Meat nes                           | 0                        | 0                      |
| Meat of Beef,Drd, Slted,Smkd       | 0                        | 0                      |
| Meat of Chicken Canned             | 0                        | 2                      |
| Meat-<br>CattleBoneless(Beef&Veal) | 8                        | 20                     |
| Pig meat                           | 4,249                    | 8,503                  |
| Pork                               | 1,616                    | 2,877                  |
| Prep of Pig Meat                   | 241                      | 789                    |
| Preparations of Beef Meat          | 1                        | 2                      |
| Prepared Meat Nes                  | 0                        | 0                      |
| Rabbit meat                        | 0                        | 0                      |
| Sausages of Pig Meat               | 25                       | 167                    |
| Sheep meat                         | 0                        | 0                      |
| Turkey meat                        | 19                       | 14                     |
| <b>Total exports</b>               | <b>7,526</b>             | <b>13,446</b>          |

As an island State, with a relatively small percentage of agriculture in GDP, imports of meat exceeded exports. Cattle meat was the largest imported item while pig meat was the largest export.



# Czech Republic

Population 10,424,336  
 Area (km<sup>2</sup>) 78,866  
 GDP per capita \$25,639  
 Percentage of agriculture in GDP 2.3%  
 Date of adhesion to ATP 2 June 1993  
 Number of ATP certificates issued in 2012: 514.



## Imports of meat

|                                    | Import Quantity (tonnes) | Import Value (1000 \$) |
|------------------------------------|--------------------------|------------------------|
| Bacon and Ham                      | 1,563                    | 11,615                 |
| Bird meat, nes                     | 4                        | 51                     |
| Cattle meat                        | 4,635                    | 18,723                 |
| Chicken meat                       | 57,192                   | 140,117                |
| Duck meat                          | 5,657                    | 15,113                 |
| Fat Liver Prep (Foie Gras)         | 13                       | 124                    |
| Game meat                          | 332                      | 1,919                  |
| Goat meat                          | 0                        | 1                      |
| Goose and guinea fowl meat         | 1,546                    | 5,479                  |
| Homogen.Meat Prp.                  | 502                      | 1,536                  |
| Horse meat                         | 426                      | 1,108                  |
| Meat Dried Nes                     | 9,523                    | 29,443                 |
| Meat Extracts                      | 136                      | 728                    |
| Meat nes                           | 65                       | 491                    |
| Meat of Beef,Drd, Slted,Smkd       | 85                       | 492                    |
| Meat of Chicken Canned             | 13,660                   | 43,562                 |
| Meat-<br>CattleBoneless(Beef&Veal) | 17,533                   | 88,278                 |
| Pig meat                           | 88,533                   | 215,047                |
| Pork                               | 107,349                  | 301,324                |
| Prep of Pig Meat                   | 5,660                    | 23,714                 |
| Preparations of Beef Meat          | 3,735                    | 14,561                 |
| Prepared Meat Nes                  | 445                      | 1,820                  |
| Rabbit meat                        | 512                      | 2,335                  |
| Sausages of Pig Meat               | 11,354                   | 58,657                 |
| Sheep meat                         | 312                      | 3,003                  |
| Turkey meat                        | 7,547                    | 26,771                 |
| <b>Total imports</b>               | <b>338,319</b>           | <b>1,006,012</b>       |

## Exports of meat

|                                    | Export Quantity (tonnes) | Export Value (1000 \$) |
|------------------------------------|--------------------------|------------------------|
| Bacon and Ham                      | 829                      | 3,683                  |
| Bird meat, nes                     | 0                        | 5                      |
| Cattle meat                        | 4,235                    | 18,128                 |
| Chicken meat                       | 22,194                   | 58,217                 |
| Duck meat                          | 554                      | 1,765                  |
| Fat Liver Prep (Foie Gras)         | 9                        | 42                     |
| Game meat                          | 427                      | 4,365                  |
| Goat meat                          | 0                        | 0                      |
| Goose and guinea fowl meat         | 131                      | 416                    |
| Homogen.Meat Prp.                  | 7,819                    | 16,328                 |
| Horse meat                         | 13                       | 36                     |
| Meat Dried Nes                     | 3,565                    | 13,387                 |
| Meat Extracts                      | 56                       | 684                    |
| Meat nes                           | 9                        | 66                     |
| Meat of Beef,Drd, Sltd,Smkd        | 14                       | 22                     |
| Meat of Chicken Canned             | 5,924                    | 17,627                 |
| Meat-<br>CattleBoneless(Beef&Veal) | 2,363                    | 12,528                 |
| Pig meat                           | 22,306                   | 52,698                 |
| Pork                               | 13,364                   | 49,570                 |
| Prep of Pig Meat                   | 5,511                    | 20,040                 |
| Preparations of Beef Meat          | 1,045                    | 2,875                  |
| Prepared Meat Nes                  | 233                      | 1,256                  |
| Rabbit meat                        | 456                      | 2,313                  |
| Sausages of Pig Meat               | 22,848                   | 79,636                 |
| Sheep meat                         | 47                       | 603                    |
| Turkey meat                        | 554                      | 2,317                  |
| <b>Total exports</b>               | <b>114,506</b>           | <b>358,607</b>         |

Imports of meat exceeded exports by three fold. Chicken, pig meat and pork were the largest import and export items.

# Denmark

Population 5,523,095  
 Area (km<sup>2</sup>) 43,094  
 GDP per capita \$37,849  
 Percentage of agriculture in GDP 0.9%  
 Date of adhesion to ATP 22 November 1976  
 Number of ATP certificates issued in 2012: 1169.



## Imports of meat

|                                    | Import Quantity (tonnes) | Import Value (1000 \$) |
|------------------------------------|--------------------------|------------------------|
| Bacon and Ham                      | 16,505                   | 87,535                 |
| Bird meat, nes                     | 15                       | 221                    |
| Cattle meat                        | 26,298                   | 119,093                |
| Chicken meat                       | 32,908                   | 116,172                |
| Duck meat                          | 4,777                    | 17,111                 |
| Fat Liver Prep (Foie Gras)         | 76                       | 804                    |
| Game meat                          | 994                      | 11,634                 |
| Goat meat                          | 4                        | 37                     |
| Goose and guinea fowl meat         | 412                      | 1,085                  |
| Homogen.Meat Prp.                  | 74                       | 469                    |
| Horse meat                         | 199                      | 755                    |
| Meat Dried Nes                     | 3,769                    | 14,198                 |
| Meat Extracts                      | 237                      | 2,744                  |
| Meat nes                           | 26                       | 317                    |
| Meat of Beef,Drd, Slted,Smkd       | 3,737                    | 21,296                 |
| Meat of Chicken Canned             | 22,112                   | 105,325                |
| Meat-<br>CattleBoneless(Beef&Veal) | 74,937                   | 496,920                |
| Pig meat                           | 53,999                   | 163,589                |
| Prep of Pig Meat                   | 25,017                   | 128,207                |
| Preparations of Beef Meat          | 4,522                    | 23,706                 |
| Prepared Meat Nes                  | 733                      | 2,958                  |
| Rabbit meat                        | 74                       | 343                    |
| Sausages of Pig Meat               | 22,156                   | 94,771                 |
| Sheep meat                         | 5,074                    | 41,305                 |
| Turkey meat                        | 7,874                    | 36,718                 |
| <b>Total imports</b>               | <b>306,529</b>           | <b>1,487,313</b>       |

## Exports of meat

|                                    | Export Quantity (tonnes) | Export Value (1000 \$) |
|------------------------------------|--------------------------|------------------------|
| Bacon and Ham                      | 99,205                   | 341,267                |
| Bird meat, nes                     | 1                        | 12                     |
| Cattle meat                        | 43,722                   | 159,741                |
| Chicken meat                       | 84,915                   | 192,850                |
| Duck meat                          | 805                      | 2,519                  |
| Fat Liver Prep (Foie Gras)         | 0                        | 14                     |
| Game meat                          | 79                       | 1,544                  |
| Goat meat                          | 0                        | 0                      |
| Goose and guinea fowl meat         | 38                       | 210                    |
| Homogen.Meat Prp.                  | 17                       | 159                    |
| Horse meat                         | 456                      | 1,162                  |
| Meat Dried Nes                     | 1,590                    | 7,083                  |
| Meat Extracts                      | 151                      | 2,771                  |
| Meat nes                           | 19                       | 163                    |
| Meat of Beef,Drd, Sltd,Smkd        | 1,474                    | 11,673                 |
| Meat of Chicken Canned             | 40,317                   | 190,958                |
| Meat-<br>CattleBoneless(Beef&Veal) | 40,808                   | 276,163                |
| Pig meat                           | 1,157,438                | 3,129,787              |
| Prep of Pig Meat                   | 60,732                   | 246,315                |
| Preparations of Beef Meat          | 9,656                    | 47,562                 |
| Prepared Meat Nes                  | 99                       | 1,117                  |
| Rabbit meat                        | 24                       | 123                    |
| Sausages of Pig Meat               | 30,937                   | 128,503                |
| Sheep meat                         | 1,428                    | 9,982                  |
| Turkey meat                        | 2,636                    | 11,739                 |
| <b>Total exports</b>               | <b>1,576,547</b>         | <b>4,763,417</b>       |

Exports of meat exceeded imports for Denmark by over three times, with pig meat making up the majority of exports. Beef and pig meat were the largest imports.

# Estonia

Population 1,340,271  
 Area (km<sup>2</sup>) 45,228  
 GDP per capita \$19,965  
 Percentage of agriculture in GDP 2.6%  
 Date of adhesion to ATP 6 February 1998  
 Number of ATP certificates issued in 2012: N.A.



## Imports of meat

|                                    | Import Quantity (tonnes) | Import Value (1000 \$) |
|------------------------------------|--------------------------|------------------------|
| Bacon and Ham                      | 111                      | 669                    |
| Bird meat, nes                     | 0                        | 0                      |
| Cattle meat                        | 143                      | 392                    |
| Chicken meat                       | 15,968                   | 24,166                 |
| Duck meat                          | 98                       | 298                    |
| Fat Liver Prep (Foie Gras)         | 1                        | 13                     |
| Game meat                          | 7                        | 54                     |
| Goat meat                          | 2                        | 8                      |
| Goose and guinea fowl meat         | 51                       | 199                    |
| Homogen.Meat Prp.                  | 18                       | 52                     |
| Horse meat                         | 35                       | 125                    |
| Meat Dried Nes                     | 61                       | 171                    |
| Meat Extracts                      | 13                       | 96                     |
| Meat nes                           | 59                       | 319                    |
| Meat of Beef,Drd, Slted,Smkd       | 10                       | 64                     |
| Meat of Chicken Canned             | 1,970                    | 5,835                  |
| Meat-<br>CattleBoneless(Beef&Veal) | 3,807                    | 12,448                 |
| Pig meat                           | 17,885                   | 39,105                 |
| Pork                               | 5,762                    | 16,249                 |
| Prep of Pig Meat                   | 867                      | 2,409                  |
| Preparations of Beef Meat          | 702                      | 2,901                  |
| Prepared Meat Nes                  | 51                       | 154                    |
| Rabbit meat                        | 4                        | 15                     |
| Sausages of Pig Meat               | 1,514                    | 4,698                  |
| Sheep meat                         | 91                       | 860                    |
| Turkey meat                        | 1,265                    | 3,300                  |
| <b>Total imports</b>               | <b>50,495</b>            | <b>114,600</b>         |

## Exports of meat

|                                    | Export Quantity (tonnes) | Export Value (1000 \$) |
|------------------------------------|--------------------------|------------------------|
| Bacon and Ham                      | 31                       | 96                     |
| Bird meat, nes                     | 0                        | 0                      |
| Cattle meat                        | 666                      | 1,843                  |
| Chicken meat                       | 4,664                    | 9,559                  |
| Duck meat                          | 0                        | 0                      |
| Fat Liver Prep (Foie Gras)         | 1                        | 0                      |
| Game meat                          | 176                      | 2,015                  |
| Goat meat                          | 42                       | 502                    |
| Goose and guinea fowl meat         | 2                        | 6                      |
| Homogen.Meat Prp.                  | 0                        | 0                      |
| Horse meat                         | 35                       | 132                    |
| Meat Dried Nes                     | 1                        | 4                      |
| Meat Extracts                      | 10                       | 145                    |
| Meat nes                           | 9                        | 93                     |
| Meat of Beef,Drd, Sltd,Smkd        | 0                        | 1                      |
| Meat of Chicken Canned             | 3,059                    | 6,132                  |
| Meat-<br>CattleBoneless(Beef&Veal) | 986                      | 4,863                  |
| Pig meat                           | 4,812                    | 13,511                 |
| Pork                               | 3,518                    | 11,722                 |
| Prep of Pig Meat                   | 833                      | 3,030                  |
| Preparations of Beef Meat          | 714                      | 3,708                  |
| Prepared Meat Nes                  | 12                       | 81                     |
| Rabbit meat                        | 0                        | 2                      |
| Sausages of Pig Meat               | 10,130                   | 19,351                 |
| Sheep meat                         | 24                       | 143                    |
| Turkey meat                        | 85                       | 323                    |
| <b>Total exports</b>               | <b>29,810</b>            | <b>77,262</b>          |

Estonia imported twice as much meat as it exported. Among the largest meat imports were chicken and pig meat.

# Finland

Population 5,338,870  
 Area (km<sup>2</sup>) 338,150  
 GDP per capita \$35,412  
 Percentage of agriculture in GDP 2.7%  
 Date of adhesion to ATP 15 May 1980  
 Number of ATP certificates issued in 2012: 983.



## Imports of meat

|                                    | Import Quantity (tonnes) | Import Value (1000 \$) |
|------------------------------------|--------------------------|------------------------|
| Bacon and Ham                      | 3,109                    | 18,130                 |
| Bird meat, nes                     | 0                        | 6                      |
| Cattle meat                        | 1,976                    | 6,194                  |
| Chicken meat                       | 3,878                    | 16,897                 |
| Duck meat                          | 47                       | 213                    |
| Fat Liver Prep (Foie Gras)         | 11                       | 183                    |
| Game meat                          | 388                      | 3,392                  |
| Goat meat                          | 0                        | 0                      |
| Goose and guinea fowl meat         | 9                        | 82                     |
| Homogen.Meat Prp.                  | 2                        | 18                     |
| Horse meat                         | 2,329                    | 5,046                  |
| Meat Dried Nes                     | 845                      | 4,210                  |
| Meat Extracts                      | 46                       | 191                    |
| Meat nes                           | 606                      | 5,333                  |
| Meat of Beef,Drd, Slted,Smkd       | 2                        | 43                     |
| Meat of Chicken Canned             | 7,486                    | 38,790                 |
| Meat-<br>CattleBoneless(Beef&Veal) | 8,813                    | 60,550                 |
| Pig meat                           | 6,385                    | 22,863                 |
| Pork                               | 9,533                    | 36,634                 |
| Prep of Pig Meat                   | 5,063                    | 25,467                 |
| Preparations of Beef Meat          | 3,755                    | 21,416                 |
| Prepared Meat Nes                  | 921                      | 6,436                  |
| Rabbit meat                        | 0                        | 0                      |
| Sausages of Pig Meat               | 4,481                    | 22,021                 |
| Sheep meat                         | 2,033                    | 17,635                 |
| Turkey meat                        | 1,059                    | 5,651                  |
| <b>Total imports</b>               | <b>62,777</b>            | <b>317,401</b>         |

## Exports of meat


|                                    | Export Quantity (tonnes) | Export Value (1000 \$) |
|------------------------------------|--------------------------|------------------------|
| Bacon and Ham                      | 18                       | 75                     |
| Bird meat, nes                     | 0                        | 0                      |
| Cattle meat                        | 418                      | 1,676                  |
| Chicken meat                       | 8,576                    | 13,901                 |
| Duck meat                          | 0                        | 0                      |
| Fat Liver Prep (Foie Gras)         | 0                        | 0                      |
| Game meat                          | 9                        | 96                     |
| Goat meat                          | 0                        | 0                      |
| Goose and guinea fowl meat         | 0                        | 0                      |
| Homogen.Meat Prp.                  | 9                        | 74                     |
| Horse meat                         | 9                        | 46                     |
| Meat Dried Nes                     | 1                        | 11                     |
| Meat Extracts                      | 0                        | 0                      |
| Meat nes                           | 118                      | 1,070                  |
| Meat of Beef,Drd, Sltd,Smkd        | 0                        | 0                      |
| Meat of Chicken Canned             | 414                      | 1,388                  |
| Meat-<br>CattleBoneless(Beef&Veal) | 1,006                    | 5,727                  |
| Pig meat                           | 26,744                   | 73,319                 |
| Pork                               | 6,319                    | 14,624                 |
| Prep of Pig Meat                   | 124                      | 764                    |
| Preparations of Beef Meat          | 125                      | 829                    |
| Prepared Meat Nes                  | 23                       | 130                    |
| Sausages of Pig Meat               | 1,219                    | 6,924                  |
| Sheep meat                         | 359                      | 2,955                  |
| Turkey meat                        | 1,458                    | 2,311                  |
| <b>Total exports</b>               | <b>46,949</b>            | <b>125,920</b>         |

For Finland, imports of meat were almost two times greater than exports. Boneless cattle meat and pork were the largest meat import items.



# France

Population 64,166,820  
 Area (km<sup>2</sup>) 551,500  
 GDP per capita \$33,841  
 Percentage of agriculture in GDP 1.7%  
 Date of adhesion to ATP 1 March 1971  
 Number of ATP certificates issued in 2012: 30,174



## Imports of meat

|                                    | Import Quantity (tonnes) | Import Value (1000 \$) |
|------------------------------------|--------------------------|------------------------|
| Bacon and Ham                      | 37,173                   | 298,457                |
| Bird meat, nes                     | 95                       | 822                    |
| Cattle meat                        | 115,278                  | 443,697                |
| Chicken meat                       | 292,493                  | 803,297                |
| Duck meat                          | 1,664                    | 7,844                  |
| Fat Liver Prep (Foie Gras)         | 184                      | 2,217                  |
| Game meat                          | 8,043                    | 67,211                 |
| Goat meat                          | 769                      | 4,346                  |
| Goose and guinea fowl meat         | 1,903                    | 7,606                  |
| Homogen.Meat Prp.                  | 164                      | 882                    |
| Horse meat                         | 20,362                   | 98,411                 |
| Meat Dried Nes                     | 38,988                   | 42,477                 |
| Meat Extracts                      | 1,022                    | 6,100                  |
| Meat nes                           | 5,804                    | 34,375                 |
| Meat of Beef,Drd, Slted,Smkd       | 2,467                    | 51,156                 |
| Meat of Chicken Canned             | 42,229                   | 197,569                |
| Meat-<br>CattleBoneless(Beef&Veal) | 203,524                  | 1,152,530              |
| Pig meat                           | 120,490                  | 305,465                |
| Pork                               | 230,575                  | 727,009                |
| Prep of Pig Meat                   | 32,244                   | 196,043                |
| Preparations of Beef Meat          | 14,480                   | 68,390                 |
| Prepared Meat Nes                  | 3,329                    | 17,258                 |
| Rabbit meat                        | 2,583                    | 12,106                 |
| Sausages of Pig Meat               | 40,125                   | 207,849                |
| Sheep meat                         | 116,252                  | 708,472                |
| Turkey meat                        | 27,069                   | 92,474                 |
| <b>Total imports</b>               | <b>1,359,309</b>         | <b>5,554,063</b>       |


## Exports of meat

|                                    | Export Quantity (tonnes) | Export Value (1000 \$) |
|------------------------------------|--------------------------|------------------------|
| Bacon and Ham                      | 14,046                   | 77,396                 |
| Bird meat, nes                     | 358                      | 5,702                  |
| Cattle meat                        | 186,468                  | 922,645                |
| Chicken meat                       | 381,245                  | 864,757                |
| Duck meat                          | 9,491                    | 43,414                 |
| Fat Liver Prep (Foie Gras)         | 2,589                    | 65,392                 |
| Game meat                          | 2,354                    | 23,948                 |
| Goat meat                          | 2,580                    | 26,699                 |
| Goose and guinea fowl meat         | 200                      | 1,541                  |
| Homogen.Meat Prp.                  | 297                      | 1,697                  |
| Horse meat                         | 6,144                    | 33,170                 |
| Meat Dried Nes                     | 24,306                   | 30,210                 |
| Meat Extracts                      | 1,147                    | 12,896                 |
| Meat nes                           | 1,636                    | 15,481                 |
| Meat of Beef,Drd, Sltd,Smkd        | 259                      | 4,461                  |
| Meat of Chicken Canned             | 55,989                   | 260,442                |
| Meat-<br>CattleBoneless(Beef&Veal) | 72,321                   | 395,538                |
| Pig meat                           | 306,271                  | 697,929                |
| Pork                               | 178,532                  | 373,815                |
| Prep of Pig Meat                   | 20,060                   | 118,991                |
| Preparations of Beef Meat          | 9,637                    | 40,960                 |
| Prepared Meat Nes                  | 2,772                    | 12,116                 |
| Rabbit meat                        | 5,592                    | 29,746                 |
| Sausages of Pig Meat               | 44,911                   | 215,910                |
| Sheep meat                         | 8,257                    | 55,334                 |
| Turkey meat                        | 97,275                   | 221,016                |
| <b>Total exports</b>               | <b>1,434,737</b>         | <b>4,551,206</b>       |

For France, imports and exports were on roughly the same scale of magnitude. Chicken, beef and pork were the largest imports, while chicken and pig meat were the largest exports.

# Georgia

Population 4,383,750  
 Area (km<sup>2</sup>) 69,700  
 GDP per capita \$4,755  
 Percentage of agriculture in GDP 9.5%  
 Date of adhesion to ATP 30 November 1998  
 Number of ATP certificates issued in 2012: N.A.



## Imports of meat

|                            | Import Quantity (tonnes) | Import Value (1000 \$) |
|----------------------------|--------------------------|------------------------|
| Bacon and Ham              | 14                       | 104                    |
| Buffalo meat               | 5,525                    | 12,534                 |
| Cattle meat                | 4                        | 27                     |
| Chicken meat               | 39,558                   | 47,416                 |
| Duck meat                  | 1                        | 4                      |
| Fat Liver Prep (Foie Gras) | 0                        | 0                      |
| Goose and guinea fowl meat | 0                        | 0                      |
| Homogen.Meat Prp.          | 1                        | 5                      |
| Meat Dried Nes             | 0                        | 1                      |
| Meat nes                   | 0                        | 3                      |
| Meat of Beef,Drd, Sld,Smkd | 1                        | 11                     |
| Meat of Chicken Canned     | 378                      | 909                    |
| Meat-                      |                          |                        |
| CattleBoneless(Beef&Veal)  | 0                        | 0                      |
| Pig meat                   | 2,931                    | 5,558                  |
| Pork                       | 3,565                    | 7,899                  |
| Prep of Pig Meat           | 408                      | 1,831                  |
| Preparations of Beef Meat  | 1,327                    | 3,328                  |
| Prepared Meat Nes          | 1                        | 9                      |
| Sausages of Pig Meat       | 5,125                    | 12,736                 |
| Sheep meat                 | 1                        | 3                      |
| Turkey meat                | 26                       | 76                     |
| <b>Total imports</b>       | <b>58,866</b>            | <b>92,454</b>          |

## Exports of meat

|                                    | Export Quantity (tonnes) | Export Value (1000 \$) |
|------------------------------------|--------------------------|------------------------|
| Bacon and Ham                      | 0                        | 0                      |
| Buffalo meat                       | 0                        | 0                      |
| Cattle meat                        | 0                        | 0                      |
| Chicken meat                       | 712                      | 762                    |
| Fat Liver Prep (Foie Gras)         | 0                        | 0                      |
| Homogen.Meat Prp.                  | 0                        | 0                      |
| Meat Dried Nes                     | 0                        | 0                      |
| Meat of Beef,Drd, Sltd,Smkd        | 0                        | 0                      |
| Meat of Chicken Canned             | 0                        | 0                      |
| Meat-<br>CattleBoneless(Beef&Veal) | 0                        | 0                      |
| Pig meat                           | 12                       | 22                     |
| Pork                               | 0                        | 0                      |
| Prep of Pig Meat                   | 2                        | 12                     |
| Preparations of Beef Meat          | 0                        | 0                      |
| Prepared Meat Nes                  | 0                        | 0                      |
| Sausages of Pig Meat               | 2                        | 9                      |
| Sheep meat                         | 0                        | 0                      |
| Turkey meat                        | 0                        | 0                      |
| <b>Total exports</b>               | <b>728</b>               | <b>805</b>             |

Despite having a relatively high percentage of agriculture in GDP of 9.5%, Georgia had small exports of meat products. Imports were ten times greater than exports, with chicken meat accounting for the majority of imports. Chicken was also the largest meat import item.

# Germany

Population 82,110,097  
 Area (km<sup>2</sup>) 357,030  
 GDP per capita \$36,495  
 Percentage of agriculture in GDP 0.8%  
 Date of adhesion to ATP 8 October 1974  
 Number of ATP certificates issued in 2012: N.A.



## Imports of meat

|                                    | Import Quantity (tonnes) | Import Value (1000 \$) |
|------------------------------------|--------------------------|------------------------|
| Bacon and Ham                      | 23,696                   | 252,315                |
| Bird meat, nes                     | 47                       | 916                    |
| Cattle meat                        | 100,789                  | 389,849                |
| Chicken meat                       | 299,075                  | 755,907                |
| Duck meat                          | 17,452                   | 51,737                 |
| Fat Liver Prep (Foie Gras)         | 274                      | 2,896                  |
| Game meat                          | 17,755                   | 147,988                |
| Goat meat                          | 83                       | 1,014                  |
| Goose and guinea fowl meat         | 23,658                   | 120,441                |
| Homogen.Meat Prp.                  | 1,116                    | 3,751                  |
| Horse meat                         | 1,534                    | 6,702                  |
| Meat Dried Nes                     | 34,565                   | 114,477                |
| Meat Extracts                      | 895                      | 15,576                 |
| Meat nes                           | 281                      | 2,264                  |
| Meat of Beef,Drd, Sldt,Smkd        | 1,321                    | 26,537                 |
| Meat of Chicken Canned             | 225,347                  | 755,211                |
| Meat-<br>CattleBoneless(Beef&Veal) | 165,927                  | 1,323,065              |
| Pig meat                           | 625,251                  | 1,213,912              |
| Pork                               | 330,642                  | 842,204                |
| Prep of Pig Meat                   | 50,768                   | 215,621                |
| Preparations of Beef Meat          | 24,921                   | 114,951                |
| Prepared Meat Nes                  | 732                      | 4,667                  |
| Rabbit meat                        | 4,875                    | 25,555                 |
| Sausages of Pig Meat               | 57,863                   | 422,239                |
| Sheep meat                         | 33,386                   | 289,975                |
| Turkey meat                        | 88,610                   | 335,214                |
| <b>Total imports</b>               | <b>2,130,863</b>         | <b>7,434,984</b>       |

## Exports of meat

|                                    | Export Quantity (tonnes) | Export Value (1000 \$) |
|------------------------------------|--------------------------|------------------------|
| Bacon and Ham                      | 62,309                   | 344,773                |
| Bird meat, nes                     | 4                        | 148                    |
| Cattle meat                        | 211,568                  | 835,799                |
| Chicken meat                       | 269,292                  | 583,023                |
| Duck meat                          | 18,382                   | 49,596                 |
| Fat Liver Prep (Foie Gras)         | 102                      | 1,505                  |
| Game meat                          | 4,962                    | 55,249                 |
| Goat meat                          | 9                        | 243                    |
| Goose and guinea fowl meat         | 786                      | 3,737                  |
| Homogen.Meat Prp.                  | 66                       | 454                    |
| Horse meat                         | 1,433                    | 7,033                  |
| Meat Dried Nes                     | 4,146                    | 17,296                 |
| Meat Extracts                      | 500                      | 8,374                  |
| Meat nes                           | 167                      | 1,786                  |
| Meat of Beef,Drd, Slted,Smkd       | 217                      | 5,655                  |
| Meat of Chicken Canned             | 148,216                  | 693,451                |
| Meat-<br>CattleBoneless(Beef&Veal) | 191,654                  | 1,102,316              |
| Pig meat                           | 853,636                  | 2,163,705              |
| Pork                               | 690,892                  | 1,893,790              |
| Prep of Pig Meat                   | 82,808                   | 472,999                |
| Preparations of Beef Meat          | 36,539                   | 190,115                |
| Prepared Meat Nes                  | 2,752                    | 17,867                 |
| Rabbit meat                        | 346                      | 2,294                  |
| Sausages of Pig Meat               | 136,504                  | 697,790                |
| Sheep meat                         | 8,020                    | 69,666                 |
| Turkey meat                        | 92,942                   | 269,531                |
| <b>Total exports</b>               | <b>2,818,252</b>         | <b>9,488,195</b>       |

For Germany, exports slightly exceeded imports. Chicken, pig meat and pork were the largest imports and exports.

# Greece

Population 11,282,760  
 Area (km<sup>2</sup>) 131,957  
 GDP per capita \$29,246  
 Percentage of agriculture in GDP 3.2%  
 Date of adhesion to ATP 1 April 1992  
 Number of ATP certificates issued in 2012: 41.



## Imports of meat

|                                    | Import Quantity (tonnes) | Import Value (1000 \$) |
|------------------------------------|--------------------------|------------------------|
| Bacon and Ham                      | 2,355                    | 12,882                 |
| Bird meat, nes                     | 13                       | 39                     |
| Cattle meat                        | 98,538                   | 374,961                |
| Chicken meat                       | 39,686                   | 113,891                |
| Duck meat                          | 439                      | 1,333                  |
| Fat Liver Prep (Foie Gras)         | 4                        | 80                     |
| Game meat                          | 478                      | 2,640                  |
| Goat meat                          | 24                       | 133                    |
| Goose and guinea fowl meat         | 5                        | 27                     |
| Homogen.Meat Prp.                  | 184                      | 796                    |
| Horse meat                         | 2                        | 5                      |
| Meat Dried Nes                     | 3,689                    | 3,988                  |
| Meat Extracts                      | 1                        | 29                     |
| Meat nes                           | 49                       | 514                    |
| Meat of Beef,Drd, Slted,Smkd       | 17                       | 220                    |
| Meat of Chicken Canned             | 11,349                   | 46,590                 |
| Meat-<br>CattleBoneless(Beef&Veal) | 42,052                   | 214,203                |
| Pig meat                           | 143,758                  | 354,874                |
| Pork                               | 38,560                   | 113,723                |
| Prep of Pig Meat                   | 5,034                    | 25,694                 |
| Preparations of Beef Meat          | 732                      | 3,659                  |
| Prepared Meat Nes                  | 627                      | 1,820                  |
| Rabbit meat                        | 491                      | 2,642                  |
| Sausages of Pig Meat               | 9,732                    | 44,191                 |
| Sheep meat                         | 8,767                    | 44,219                 |
| Turkey meat                        | 11,735                   | 42,483                 |
| <b>Total imports</b>               | <b>418,321</b>           | <b>1,405,636</b>       |

## Exports of meat

|                                    | Export Quantity (tonnes) | Export Value (1000 \$) |
|------------------------------------|--------------------------|------------------------|
| Bacon and Ham                      | 271                      | 433                    |
| Bird meat, nes                     | 0                        | 0                      |
| Cattle meat                        | 959                      | 3,553                  |
| Chicken meat                       | 11,754                   | 10,551                 |
| Duck meat                          | 3                        | 11                     |
| Fat Liver Prep (Foie Gras)         | 0                        | 0                      |
| Game meat                          | 5                        | 25                     |
| Goat meat                          | 215                      | 2,091                  |
| Goose and guinea fowl meat         | 0                        | 0                      |
| Homogen.Meat Prp.                  | 2                        | 14                     |
| Horse meat                         | 0                        | 0                      |
| Meat Dried Nes                     | 112                      | 186                    |
| Meat Extracts                      | 7                        | 49                     |
| Meat nes                           | 22                       | 27                     |
| Meat of Beef,Drd, Slted,Smkd       | 3                        | 25                     |
| Meat of Chicken Canned             | 5,483                    | 8,940                  |
| Meat-<br>CattleBoneless(Beef&Veal) | 1,284                    | 5,359                  |
| Pig meat                           | 3,700                    | 8,313                  |
| Pork                               | 1,004                    | 2,218                  |
| Prep of Pig Meat                   | 550                      | 1,906                  |
| Preparations of Beef Meat          | 407                      | 1,885                  |
| Prepared Meat Nes                  | 386                      | 3,433                  |
| Rabbit meat                        | 15                       | 108                    |
| Sausages of Pig Meat               | 1,161                    | 5,006                  |
| Sheep meat                         | 1,717                    | 11,951                 |
| Turkey meat                        | 1,241                    | 1,749                  |
| <b>Total exports</b>               | <b>30,301</b>            | <b>67,833</b>          |

Imports of meat were twelve times bigger than exports. Cattle meat, chicken meat, pig meat and pork were the most important import items.



# Hungary

Population 10,022,650  
 Area (km<sup>2</sup>) 93,030  
 GDP per capita \$20,366  
 Percentage of agriculture in GDP 3.3%  
 Date of adhesion to ATP 4 December 1987  
 Number of ATP certificates issued in 2012: N.A.



## Imports of meat

|                                    | Import Quantity (tonnes) | Import Value (1000 \$) |
|------------------------------------|--------------------------|------------------------|
| Bacon and Ham                      | 1,116                    | 6,824                  |
| Cattle meat                        | 2,779                    | 11,150                 |
| Chicken meat                       | 19,804                   | 29,696                 |
| Duck meat                          | 1,662                    | 4,502                  |
| Fat Liver Prep (Foie Gras)         | 76                       | 198                    |
| Game meat                          | 82                       | 393                    |
| Goose and guinea fowl meat         | 152                      | 403                    |
| Homogen.Meat Prp.                  | 3,289                    | 7,501                  |
| Horse meat                         | 975                      | 1,857                  |
| Meat Dried Nes                     | 1,412                    | 1,434                  |
| Meat Extracts                      | 134                      | 423                    |
| Meat nes                           | 5                        | 46                     |
| Meat of Beef,Drd, Slted,Smkd       | 6                        | 169                    |
| Meat of Chicken Canned             | 8,200                    | 23,785                 |
| Meat-<br>CattleBoneless(Beef&Veal) | 9,117                    | 39,019                 |
| Pig meat                           | 83,559                   | 176,634                |
| Pork                               | 31,617                   | 73,322                 |
| Prep of Pig Meat                   | 4,939                    | 19,114                 |
| Preparations of Beef Meat          | 1,120                    | 3,359                  |
| Prepared Meat Nes                  | 271                      | 1,183                  |
| Rabbit meat                        | 14                       | 175                    |
| Sausages of Pig Meat               | 17,413                   | 59,110                 |
| Sheep meat                         | 130                      | 1,087                  |
| Turkey meat                        | 5,088                    | 7,120                  |
| <b>Total imports</b>               | <b>192,960</b>           | <b>468,504</b>         |


## Exports of meat

|                                 | Export Quantity (tonnes) | Export Value (1000 \$) |
|---------------------------------|--------------------------|------------------------|
| Bacon and Ham                   | 3,025                    | 15,160                 |
| Bird meat, nes                  | 0                        | 0                      |
| Cattle meat                     | 13,840                   | 44,561                 |
| Chicken meat                    | 57,841                   | 151,858                |
| Duck meat                       | 23,504                   | 60,747                 |
| Fat Liver Prep (Foie Gras)      | 16                       | 462                    |
| Game meat                       | 1,498                    | 11,376                 |
| Goat meat                       | 0                        | 0                      |
| Goose and guinea fowl meat      | 13,038                   | 65,382                 |
| Homogen.Meat Prp.               | 291                      | 528                    |
| Horse meat                      | 689                      | 1,670                  |
| Meat Dried Nes                  | 22                       | 98                     |
| Meat Extracts                   | 3                        | 37                     |
| Meat nes                        | 295                      | 1,726                  |
| Meat of Beef,Drd, Slted,Smkd    | 0                        | 3                      |
| Meat of Chicken Canned<br>Meat- | 19,675                   | 92,446                 |
| CattleBoneless(Beef&Veal)       | 2,542                    | 8,994                  |
| Pig meat                        | 91,471                   | 273,066                |
| Pork                            | 67,285                   | 162,417                |
| Prep of Pig Meat                | 4,686                    | 18,577                 |
| Preparations of Beef Meat       | 263                      | 634                    |
| Prepared Meat Nes               | 180                      | 462                    |
| Rabbit meat                     | 4,216                    | 25,551                 |
| Sausages of Pig Meat            | 9,439                    | 70,737                 |
| Sheep meat                      | 102                      | 882                    |
| Turkey meat                     | 36,197                   | 132,668                |
| <b>Total exports</b>            | <b>350,118</b>           | <b>1,140,042</b>       |

Hungary exported more meat than it imported. Chicken meat, pig meat and pork were the largest export and import items.

# Iceland

Population 319,355  
 Area (km<sup>2</sup>) 103,000  
 GDP per capita \$36,951  
 Percentage of agriculture in GDP 6.3%  
 Date of adhesion to ATP Not a Contracting Party  
 Number of ATP certificates issued in 2012 N.A.



## Imports of meat

|                                    | Import Quantity (tonnes) | Import Value (1000 \$) |
|------------------------------------|--------------------------|------------------------|
| Bacon and Ham                      | 17                       | 311                    |
| Cattle meat                        | 0                        | 2                      |
| Chicken meat                       | 250                      | 1,258                  |
| Duck meat                          | 22                       | 188                    |
| Fat Liver Prep (Foie Gras)         | 1                        | 4                      |
| Homogen.Meat Prp.                  | 7                        | 29                     |
| Meat Dried Nes                     | 0                        | 0                      |
| Meat Extracts                      | 1                        | 2                      |
| Meat nes                           | 6                        | 115                    |
| Meat of Chicken Canned             | 64                       | 473                    |
| Meat-<br>CattleBoneless(Beef&Veal) | 100                      | 1,128                  |
| Pig meat                           | 84                       | 440                    |
| Pork                               | 16                       | 81                     |
| Prep of Pig Meat                   | 14                       | 84                     |
| Preparations of Beef Meat          | 10                       | 40                     |
| Prepared Meat Nes                  | 0                        | 0                      |
| Rabbit meat                        | 0                        | 2                      |
| Sausages of Pig Meat               | 29                       | 279                    |
| Sheep meat                         | 0                        | 0                      |
| Turkey meat                        | 25                       | 130                    |
| <b>Total imports</b>               | <b>646</b>               | <b>4,566</b>           |


## Exports of meat

|                            | Export Quantity (tonnes) | Export Value (1000 \$) |
|----------------------------|--------------------------|------------------------|
| Bacon and Ham              | 0                        | 2                      |
| Cattle meat                | 1                        | 9                      |
| Chicken meat               | 0                        | 2                      |
| Fat Liver Prep (Foie Gras) | 0                        | 0                      |
| Homogen.Meat Prp.          | 0                        | 0                      |
| Horse meat                 | 216                      | 651                    |
| Meat Dried Nes             | 30                       | 142                    |
| Meat Extracts              | 96                       | 1,617                  |
| Meat nes                   | 765                      | 10,640                 |
| Meat-                      |                          |                        |
| CattleBoneless(Beef&Veal)  | 0                        | 7                      |
| Pig meat                   | 152                      | 195                    |
| Prep of Pig Meat           | 0                        | 0                      |
| Preparations of Beef Meat  | 0                        | 0                      |
| Prepared Meat Nes          | 1                        | 14                     |
| Sausages of Pig Meat       | 0                        | 3                      |
| Sheep meat                 | 3,437                    | 17,361                 |
| <b>Total exports</b>       | <b>4,698</b>             | <b>30,643</b>          |

Iceland exported more meat than it imported. Chicken meat and boneless cattle meat were the largest import items.

# Ireland

Population 4,458,942  
 Area (km<sup>2</sup>) 70,273  
 GDP per capita \$39,740  
 Percentage of agriculture in GDP 1.0%  
 Date of adhesion to ATP 22 March 1988  
 Number of ATP certificates issued in 2012: 268



## Imports of meat

|                                    | Import Quantity (tonnes) | Import Value (1000 \$) |
|------------------------------------|--------------------------|------------------------|
| Bacon and Ham                      | 7,293                    | 31,462                 |
| Bird meat, nes                     | 3                        | 41                     |
| Cattle meat                        | 8,044                    | 39,094                 |
| Chicken meat                       | 40,241                   | 178,173                |
| Duck meat                          | 1,034                    | 5,346                  |
| Fat Liver Prep (Foie Gras)         | 20                       | 160                    |
| Game meat                          | 285                      | 563                    |
| Goat meat                          | 11                       | 22                     |
| Goose and guinea fowl meat         | 112                      | 581                    |
| Homogen.Meat Prp.                  | 2,485                    | 11,855                 |
| Horse meat                         | 0                        | 0                      |
| Meat Dried Nes                     | 2,765                    | 9,375                  |
| Meat Extracts                      | 499                      | 1,893                  |
| Meat nes                           | 1,427                    | 7,325                  |
| Meat of Beef,Drd, Slted,Smkd       | 232                      | 2,614                  |
| Meat of Chicken Canned             | 24,116                   | 105,325                |
| Meat-<br>CattleBoneless(Beef&Veal) | 19,852                   | 102,133                |
| Pig meat                           | 12,656                   | 47,806                 |
| Pork                               | 20,158                   | 60,565                 |
| Prep of Pig Meat                   | 16,816                   | 81,470                 |
| Preparations of Beef Meat          | 12,081                   | 41,546                 |
| Prepared Meat Nes                  | 6,777                    | 24,907                 |
| Rabbit meat                        | 19                       | 60                     |
| Sausages of Pig Meat               | 13,261                   | 52,574                 |
| Sheep meat                         | 3,126                    | 18,563                 |
| Turkey meat                        | 12,096                   | 41,675                 |
| <b>Total imports</b>               | <b>205,409</b>           | <b>865,128</b>         |


## Exports of meat

|                                    | Export Quantity (tonnes) | Export Value (1000 \$) |
|------------------------------------|--------------------------|------------------------|
| Bacon and Ham                      | 2,068                    | 7,407                  |
| Bird meat, nes                     | 0                        | 1                      |
| Cattle meat                        | 55,282                   | 232,925                |
| Chicken meat                       | 38,824                   | 66,076                 |
| Duck meat                          | 2,998                    | 12,154                 |
| Fat Liver Prep (Foie Gras)         | 11                       | 37                     |
| Game meat                          | 23                       | 187                    |
| Goat meat                          | 162                      | 2,070                  |
| Goose and guinea fowl meat         | 49                       | 59                     |
| Homogen.Meat Prp.                  | 579                      | 3,026                  |
| Horse meat                         | 1,441                    | 4,406                  |
| Meat Dried Nes                     | 1,242                    | 5,941                  |
| Meat Extracts                      | 6                        | 36                     |
| Meat nes                           | 247                      | 468                    |
| Meat of Beef,Drd, Slted,Smkd       | 51                       | 739                    |
| Meat of Chicken Canned             | 45,653                   | 159,338                |
| Meat-<br>CattleBoneless(Beef&Veal) | 263,884                  | 1,501,262              |
| Pig meat                           | 61,639                   | 151,730                |
| Pork                               | 40,794                   | 96,921                 |
| Prep of Pig Meat                   | 17,867                   | 168,169                |
| Preparations of Beef Meat          | 52,292                   | 194,974                |
| Prepared Meat Nes                  | 8,340                    | 24,129                 |
| Rabbit meat                        | 2                        | 8                      |
| Sausage Beef&Veal                  | 0                        | 0                      |
| Sausages of Pig Meat               | 8,412                    | 29,476                 |
| Sheep meat                         | 34,942                   | 212,620                |
| Turkey meat                        | 13,287                   | 26,627                 |
| <b>Total exports</b>               | <b>650,095</b>           | <b>2,900,786</b>       |

Ireland was a net exporter of meat, with exports three times greater than imports. The most important export item was boneless cattle meat.

# Israel

Population 7,308,800  
 Area (km<sup>2</sup>) 22,145  
 GDP per capita \$28,267  
 Percentage of agriculture in GDP 2.1%  
 Date of adhesion to ATP Not a Contracting Party  
 Number of ATP certificates issued in 2012 N.A.



## Imports of meat

|                           | Import Quantity (tonnes) | Import Value (1000 \$) |
|---------------------------|--------------------------|------------------------|
| Cattle meat               | 264                      | 1,521                  |
| Chicken meat              | 0                        | 0                      |
| Duck meat                 | 766                      | 7,839                  |
| Meat Dried Nes            | 0                        | 0                      |
| Meat Extracts             | 2                        | 3                      |
| Meat nes                  | 0                        | 0                      |
| Meat of Chicken Canned    | 0                        | 0                      |
| Meat-                     |                          |                        |
| CattleBoneless(Beef&Veal) | 70,953                   | 359,745                |
| Pig meat                  | 0                        | 0                      |
| Prep of Pig Meat          | 0                        | 0                      |
| Preparations of Beef Meat | 0                        | 0                      |
| Prepared Meat Nes         | 0                        | 0                      |
| Sausages of Pig Meat      | 0                        | 0                      |
| Sheep meat                | 1,618                    | 6,359                  |
| <b>Total imports</b>      | <b>73,603</b>            | <b>375,467</b>         |

## Exports of meat


|                            | Export Quantity (tonnes) | Export Value (1000 \$) |
|----------------------------|--------------------------|------------------------|
| Bacon and Ham              | 0                        | 0                      |
| Camel meat                 | 0                        | 0                      |
| Cattle meat                | 2                        | 12                     |
| Chicken meat               | 1,055                    | 5,277                  |
| Duck meat                  | 0                        | 0                      |
| Fat Liver Prep (Foie Gras) | 0                        | 0                      |
| Goose and guinea fowl meat | 0                        | 0                      |
| Homogen.Meat Prp.          | 0                        | 0                      |
| Horse meat                 | 0                        | 0                      |
| Meat Dried Nes             | 0                        | 0                      |
| Meat Extracts              | 1                        | 10                     |
| Meat nes                   | 1,005                    | 9,049                  |
| Meat of Chicken Canned     | 2,673                    | 16,037                 |
| Meat-                      |                          |                        |
| CattleBoneless(Beef&Veal)  | 0                        | 0                      |
| Pig meat                   | 0                        | 0                      |
| Pork                       | 0                        | 0                      |
| Prep of Pig Meat           | 0                        | 0                      |
| Preparations of Beef Meat  | 0                        | 0                      |
| Prepared Meat Nes          | 0                        | 0                      |
| Sausages of Pig Meat       | 170                      | 851                    |
| Sheep meat                 | 0                        | 0                      |
| Turkey meat                | 6,791                    | 13,581                 |
| <b>Total exports</b>       | <b>11,697</b>            | <b>44,817</b>          |

Israel imported five times more meat than it exported. Boneless cattle meat accounted for 90% of imports.



# Italy

Population 60,192,698  
 Area (km<sup>2</sup>) 301,337  
 GDP per capita \$32,546  
 Percentage of agriculture in GDP 1.8%  
 Date of adhesion to ATP 30 September 1977  
 Number of ATP certificates issued in 2012 : N.A.



## Imports of meat

|                                    | Import Quantity (tonnes) | Import Value (1000 \$) |
|------------------------------------|--------------------------|------------------------|
| Bacon and Ham                      | 17,970                   | 92,535                 |
| Bird meat, nes                     | 9                        | 121                    |
| Cattle meat                        | 312,950                  | 1,626,994              |
| Chicken meat                       | 30,384                   | 81,084                 |
| Duck meat                          | 1,505                    | 4,735                  |
| Fat Liver Prep (Foie Gras)         | 84                       | 2,834                  |
| Game meat                          | 3,863                    | 21,764                 |
| Goat meat                          | 1,400                    | 13,792                 |
| Goose and guinea fowl meat         | 327                      | 1,911                  |
| Homogen.Meat Prp.                  | 8,230                    | 33,314                 |
| Horse meat                         | 28,231                   | 113,964                |
| Meat Dried Nes                     | 3,747                    | 13,217                 |
| Meat Extracts                      | 612                      | 4,169                  |
| Meat nes                           | 3,011                    | 12,921                 |
| Meat of Beef,Drd, Slted,Smkd       | 208                      | 1,739                  |
| Meat of Chicken Canned             | 20,941                   | 85,658                 |
| Meat-<br>CattleBoneless(Beef&Veal) | 148,875                  | 1,145,732              |
| Pig meat                           | 254,087                  | 628,813                |
| Pork                               | 715,357                  | 1,708,206              |
| Prep of Pig Meat                   | 13,842                   | 72,964                 |
| Preparations of Beef Meat          | 13,090                   | 88,243                 |
| Prepared Meat Nes                  | 1,027                    | 5,396                  |
| Rabbit meat                        | 3,514                    | 14,358                 |
| Sausages of Pig Meat               | 16,004                   | 72,908                 |
| Sheep meat                         | 24,554                   | 155,837                |
| Turkey meat                        | 11,530                   | 37,901                 |
| <b>Total imports</b>               | <b>1,635,352</b>         | <b>6,041,110</b>       |

## Exports of meat

|                              | Export Quantity (tonnes) | Export Value (1000 \$) |
|------------------------------|--------------------------|------------------------|
| Bacon and Ham                | 60,126                   | 726,438                |
| Bird meat, nes               | 2                        | 27                     |
| Cattle meat                  | 49,953                   | 161,107                |
| Chicken meat                 | 86,232                   | 194,480                |
| Duck meat                    | 70                       | 265                    |
| Fat Liver Prep (Foie Gras)   | 2                        | 27                     |
| Game meat                    | 1,352                    | 9,042                  |
| Goat meat                    | 6                        | 55                     |
| Goose and guinea fowl meat   | 14                       | 80                     |
| Homogen.Meat Prp.            | 3,627                    | 12,897                 |
| Horse meat                   | 2,374                    | 4,368                  |
| Meat Dried Nes               | 2,959                    | 5,236                  |
| Meat Extracts                | 9,478                    | 22,888                 |
| Meat nes                     | 451                      | 3,936                  |
| Meat of Beef,Drd, Slted,Smkd | 3,262                    | 54,304                 |
| Meat of Chicken Canned       | 18,846                   | 80,162                 |
| Meat-                        |                          |                        |
| CattleBoneless(Beef&Veal)    | 84,084                   | 449,021                |
| Pig meat                     | 52,967                   | 110,011                |
| Pork                         | 25,257                   | 86,325                 |
| Prep of Pig Meat             | 13,560                   | 118,755                |
| Preparations of Beef Meat    | 11,055                   | 30,492                 |
| Prepared Meat Nes            | 181                      | 1,602                  |
| Rabbit meat                  | 1,264                    | 8,021                  |
| Sausages of Pig Meat         | 50,041                   | 406,026                |
| Sheep meat                   | 2,498                    | 19,637                 |
| Turkey meat                  | 56,946                   | 179,932                |
| <b>Total exports</b>         | <b>536,607</b>           | <b>2,685,134</b>       |

Italy imported three times as much meat as it exported. Cattle meat, pig meat and pork were the largest meat import items.

# Kazakhstan

Population 15,643,928  
 Area (km<sup>2</sup>) 2,729,900  
 GDP per capita \$11,612  
 Percentage of agriculture in GDP 6.2%  
 Date of adhesion to ATP 17 July 1995  
 Number of ATP certificates issued in 2012 : N.A.



## Imports of meat

|                                    | Import Quantity (tonnes) | Import Value (1000 \$) |
|------------------------------------|--------------------------|------------------------|
| Bacon and Ham                      | 97                       | 398                    |
| Bird meat, nes                     | 0                        | 0                      |
| Cattle meat                        | 2,779                    | 1,883                  |
| Chicken meat                       | 180,000                  | 105,000                |
| Duck meat                          | 79                       | 281                    |
| Fat Liver Prep (Foie Gras)         | 128                      | 270                    |
| Game meat                          | 1                        | 28                     |
| Goat meat                          | 0                        | 0                      |
| Goose and guinea fowl meat         | 0                        | 3                      |
| Homogen.Meat Prp.                  | 67                       | 298                    |
| Horse meat                         | 1,985                    | 6,338                  |
| Meat Dried Nes                     | 0                        | 7                      |
| Meat Extracts                      | 1                        | 0                      |
| Meat nes                           | 0                        | 1                      |
| Meat of Beef,Drd, Slted,Smkd       | 0                        | 3                      |
| Meat of Chicken Canned             | 266                      | 656                    |
| Meat-<br>CattleBoneless(Beef&Veal) | 4,560                    | 16,381                 |
| Pig meat                           | 3,105                    | 8,047                  |
| Pork                               | 1,154                    | 1,487                  |
| Prep of Pig Meat                   | 132                      | 554                    |
| Preparations of Beef Meat          | 743                      | 1,515                  |
| Prepared Meat Nes                  | 217                      | 519                    |
| Rabbit meat                        | 0                        | 0                      |
| Sausages of Pig Meat               | 12,296                   | 29,356                 |
| Sheep meat                         | 131                      | 192                    |
| Turkey meat                        | 179                      | 218                    |
| <b>Total imports</b>               | <b>207,920</b>           | <b>173,435</b>         |

## Exports of meat

|                                    | Export Quantity (tonnes) | Export Value (1000 \$) |
|------------------------------------|--------------------------|------------------------|
| Bacon and Ham                      | 0                        | 0                      |
| Cattle meat                        | 18                       | 66                     |
| Chicken meat                       | 52                       | 469                    |
| Duck meat                          | 0                        | 0                      |
| Goat meat                          | 0                        | 0                      |
| Homogen.Meat Prp.                  | 0                        | 5                      |
| Horse meat                         | 0                        | 0                      |
| Meat Dried Nes                     | 0                        | 0                      |
| Meat Extracts                      | 0                        | 0                      |
| Meat nes                           | 0                        | 0                      |
| Meat of Beef,Drd, Slted,Smkd       | 0                        | 0                      |
| Meat of Chicken Canned             | 1                        | 5                      |
| Meat-<br>CattleBoneless(Beef&Veal) | 5                        | 17                     |
| Pig meat                           | 0                        | 0                      |
| Pork                               | 22                       | 78                     |
| Prep of Pig Meat                   | 0                        | 0                      |
| Preparations of Beef Meat          | 126                      | 404                    |
| Prepared Meat Nes                  | 4                        | 13                     |
| Sausages of Pig Meat               | 2                        | 5                      |
| Sheep meat                         | 15                       | 49                     |
| <b>Total exports</b>               | <b>245</b>               | <b>1,111</b>           |

Kazakhstan exported relatively little meat. Chicken meat accounted for the majority of the total imports of meat in 2010.

# Kyrgyzstan

Population 5,250,137  
 Area (km<sup>2</sup>) 199,900  
 GDP per capita \$2,304  
 Percentage of agriculture in GDP 23.9%  
 Date of adhesion to ATP 22 October 2012  
 Number of ATP certificates issued in 2012 : N.A.



## Imports of meat

|                                    | Import Quantity (tonnes) | Import Value (1000 \$) |
|------------------------------------|--------------------------|------------------------|
| Bacon and Ham                      | 0                        | 0                      |
| Buffalo meat                       | 0                        | 0                      |
| Cattle meat                        | 120                      | 176                    |
| Chicken meat                       | 86,804                   | 59,149                 |
| Duck meat                          | 359                      | 273                    |
| Fat Liver Prep (Foie Gras)         | 19                       | 37                     |
| Game meat                          | 0                        | 0                      |
| Homogen.Meat Prp.                  | 6                        | 35                     |
| Meat Dried Nes                     | 0                        | 0                      |
| Meat Extracts                      | 0                        | 0                      |
| Meat nes                           | 0                        | 0                      |
| Meat of Beef,Drd, Slted,Smkd       | 0                        | 0                      |
| Meat of Chicken Canned             | 13                       | 28                     |
| Meat-<br>CattleBoneless(Beef&Veal) | 236                      | 391                    |
| Pig meat                           | 2,311                    | 3,320                  |
| Pork                               | 7,402                    | 10,530                 |
| Prep of Pig Meat                   | 73                       | 97                     |
| Preparations of Beef Meat          | 754                      | 2,334                  |
| Prepared Meat Nes                  | 52                       | 208                    |
| Rabbit meat                        | 0                        | 0                      |
| Sausages of Pig Meat               | 565                      | 370                    |
| Sheep meat                         | 0                        | 0                      |
| Turkey meat                        | 245                      | 163                    |
| <b>Total imports</b>               | <b>98,959</b>            | <b>77,111</b>          |

## Exports of meat

|                                    | Export Quantity (tonnes) | Export Value (1000 \$) |
|------------------------------------|--------------------------|------------------------|
| Bacon and Ham                      | 8                        | 2                      |
| Cattle meat                        | 15                       | 59                     |
| Chicken meat                       | 0                        | 0                      |
| Homogen.Meat Prp.                  | 0                        | 0                      |
| Horse meat                         | 0                        | 0                      |
| Meat Dried Nes                     | 0                        | 0                      |
| Meat of Beef,Drd, Sld,Smkd         | 0                        | 0                      |
| Meat of Chicken Canned             | 1                        | 2                      |
| Meat-<br>CattleBoneless(Beef&Veal) | 0                        | 2                      |
| Pig meat                           | 0                        | 0                      |
| Prep of Pig Meat                   | 0                        | 0                      |
| Preparations of Beef Meat          | 5                        | 17                     |
| Prepared Meat Nes                  | 0                        | 0                      |
| Sausages of Pig Meat               | 0                        | 0                      |
| Sheep meat                         | 1,021                    | 5,284                  |
| <b>Total exports</b>               | <b>1,050</b>             | <b>5,366</b>           |

For Kyrgyzstan meat imports were almost one hundred times greater than its exports. Chicken meat accounted for almost 90% of meat imports.

# Latvia

Population 2,266,094  
 Area (km<sup>2</sup>) 64,589  
 GDP per capita \$16,239  
 Percentage of agriculture in GDP 3.3%  
 Date of adhesion to ATP 6 February 2003  
 Number of ATP certificates issued in 2012 135



## Imports of meat

|                                    | Import Quantity (tonnes) | Import Value (1000 \$) |
|------------------------------------|--------------------------|------------------------|
| Bacon and Ham                      | 1,568                    | 6,043                  |
| Bird meat, nes                     | 2                        | 5                      |
| Cattle meat                        | 223                      | 634                    |
| Chicken meat                       | 23,255                   | 35,406                 |
| Duck meat                          | 69                       | 208                    |
| Fat Liver Prep (Foie Gras)         | 6                        | 65                     |
| Game meat                          | 6                        | 67                     |
| Goat meat                          | 0                        | 3                      |
| Goose and guinea fowl meat         | 15                       | 65                     |
| Homogen.Meat Prp.                  | 31                       | 117                    |
| Horse meat                         | 231                      | 533                    |
| Meat Dried Nes                     | 107                      | 476                    |
| Meat Extracts                      | 1                        | 15                     |
| Meat nes                           | 3                        | 44                     |
| Meat of Beef,Drd, Slted,Smkd       | 3                        | 34                     |
| Meat of Chicken Canned             | 4,246                    | 9,507                  |
| Meat-<br>CattleBoneless(Beef&Veal) | 1,774                    | 7,206                  |
| Pig meat                           | 20,749                   | 39,736                 |
| Pork                               | 11,303                   | 27,475                 |
| Prep of Pig Meat                   | 999                      | 3,762                  |
| Preparations of Beef Meat          | 245                      | 1,076                  |
| Prepared Meat Nes                  | 436                      | 981                    |
| Rabbit meat                        | 1                        | 13                     |
| Sausages of Pig Meat               | 5,724                    | 13,287                 |
| Sheep meat                         | 43                       | 493                    |
| Turkey meat                        | 948                      | 1,462                  |
| <b>Total imports</b>               | <b>71,988</b>            | <b>148,713</b>         |


## Exports of meat

|                                    | Export Quantity (tonnes) | Export Value (1000 \$) |
|------------------------------------|--------------------------|------------------------|
| Bacon and Ham                      | 38                       | 357                    |
| Bird meat, nes                     | 2                        | 17                     |
| Cattle meat                        | 7,113                    | 18,366                 |
| Chicken meat                       | 6,385                    | 14,402                 |
| Duck meat                          | 10                       | 42                     |
| Fat Liver Prep (Foie Gras)         | 1                        | 16                     |
| Game meat                          | 53                       | 461                    |
| Goose and guinea fowl meat         | 2                        | 11                     |
| Homogen.Meat Prp.                  | 21                       | 63                     |
| Horse meat                         | 0                        | 0                      |
| Meat Dried Nes                     | 260                      | 535                    |
| Meat Extracts                      | 0                        | 0                      |
| Meat nes                           | 2                        | 37                     |
| Meat of Beef,Drd, Slted,Smkd       | 102                      | 497                    |
| Meat of Chicken Canned             | 1,257                    | 3,696                  |
| Meat-<br>CattleBoneless(Beef&Veal) | 1,153                    | 4,355                  |
| Pig meat                           | 1,154                    | 2,885                  |
| Pork                               | 600                      | 1,531                  |
| Prep of Pig Meat                   | 1,938                    | 5,897                  |
| Preparations of Beef Meat          | 753                      | 1,751                  |
| Prepared Meat Nes                  | 239                      | 453                    |
| Rabbit meat                        | 0                        | 0                      |
| Sausages of Pig Meat               | 1,394                    | 4,499                  |
| Sheep meat                         | 11                       | 131                    |
| Turkey meat                        | 136                      | 76                     |
| <b>Total exports</b>               | <b>22,624</b>            | <b>60,078</b>          |

Latvia imported three times as much meat as it exported. Chicken meat, pig meat and pork were the largest meat import items.

## Liechtenstein

Population 35,473  
 Area (km<sup>2</sup>) 166  
 GDP per capita \$74,951  
 Percentage of agriculture in GDP N.A.  
 Date of adhesion to ATP Not a Contracting Party  
 Number of ATP certificates issued in 2012 : N.A.




Data on imports and exports for Liechtenstein are not provided in the FAOSTAT database.



# Lithuania

Population 3,339,456  
 Area (km<sup>2</sup>) 65,300  
 GDP per capita \$17,136  
 Percentage of agriculture in GDP 3.4%  
 Date of adhesion to ATP 28 April 2000  
 Number of ATP certificates issued in 2012 : N.A.



## Imports of meat

|                                    | Import Quantity (tonnes) | Import Value (1000 \$) |
|------------------------------------|--------------------------|------------------------|
| Bacon and Ham                      | 908                      | 3,672                  |
| Bird meat, nes                     | 0                        | 2                      |
| Cattle meat                        | 949                      | 2,595                  |
| Chicken meat                       | 15,500                   | 26,136                 |
| Duck meat                          | 173                      | 641                    |
| Fat Liver Prep (Foie Gras)         | 23                       | 166                    |
| Game meat                          | 60                       | 198                    |
| Goat meat                          | 0                        | 0                      |
| Goose and guinea fowl meat         | 91                       | 272                    |
| Homogen.Meat Prp.                  | 167                      | 525                    |
| Horse meat                         | 3                        | 8                      |
| Meat Dried Nes                     | 186                      | 240                    |
| Meat Extracts                      | 12                       | 34                     |
| Meat nes                           | 39                       | 146                    |
| Meat of Beef,Drd, Sldt,Smkd        | 41                       | 106                    |
| Meat of Chicken Canned             | 2,050                    | 4,902                  |
| Meat-<br>CattleBoneless(Beef&Veal) | 1,271                    | 4,768                  |
| Pig meat                           | 43,780                   | 92,777                 |
| Pork                               | 14,190                   | 35,522                 |
| Prep of Pig Meat                   | 3,641                    | 10,586                 |
| Preparations of Beef Meat          | 555                      | 1,469                  |
| Prepared Meat Nes                  | 86                       | 230                    |
| Rabbit meat                        | 67                       | 315                    |
| Sausages of Pig Meat               | 13,499                   | 26,847                 |
| Sheep meat                         | 113                      | 555                    |
| Turkey meat                        | 3,040                    | 4,884                  |
| <b>Total imports</b>               | <b>100,444</b>           | <b>217,596</b>         |

## Exports of meat

|                              | Export Quantity (tonnes) | Export Value (1000 \$) |
|------------------------------|--------------------------|------------------------|
| Bacon and Ham                | 63                       | 508                    |
| Cattle meat                  | 8,330                    | 27,230                 |
| Chicken meat                 | 21,273                   | 59,690                 |
| Duck meat                    | 127                      | 448                    |
| Fat Liver Prep (Foie Gras)   | 3                        | 26                     |
| Game meat                    | 69                       | 617                    |
| Goose and guinea fowl meat   | 46                       | 97                     |
| Homogen.Meat Prp.            | 14                       | 56                     |
| Horse meat                   | 778                      | 2,852                  |
| Meat Dried Nes               | 0                        | 1                      |
| Meat Extracts                | 2                        | 6                      |
| Meat nes                     | 2                        | 25                     |
| Meat of Beef,Drd, Slted,Smkd | 2                        | 34                     |
| Meat of Chicken Canned       | 3,987                    | 13,009                 |
| Meat-                        |                          |                        |
| CattleBoneless(Beef&Veal)    | 18,311                   | 79,273                 |
| Pig meat                     | 2,933                    | 8,288                  |
| Pork                         | 1,698                    | 5,672                  |
| Prep of Pig Meat             | 1,146                    | 4,222                  |
| Preparations of Beef Meat    | 73                       | 314                    |
| Prepared Meat Nes            | 61                       | 155                    |
| Rabbit meat                  | 17                       | 122                    |
| Sausages of Pig Meat         | 3,854                    | 13,621                 |
| Sheep meat                   | 29                       | 135                    |
| Turkey meat                  | 998                      | 4,173                  |
| <b>Total exports</b>         | <b>63,816</b>            | <b>220,574</b>         |

Lithuania imported more meat than it exported. Chicken meat and pig meat were the largest meat imports. Chicken meat and boneless cattle meat were the largest exports.

# Luxembourg

Population 497,783  
 Area (km<sup>2</sup>) 2,586  
 GDP per capita \$85,165  
 Percentage of agriculture in GDP 0.3%  
 Date of adhesion to ATP 9 May 1978  
 Number of ATP certificates issued in 2012: N.A.



## Imports of meat

|                                    | Import Quantity (tonnes) | Import Value (1000 \$) |
|------------------------------------|--------------------------|------------------------|
| Bacon and Ham                      | 1,423                    | 14,752                 |
| Bird meat, nes                     | 12                       | 178                    |
| Cattle meat                        | 2,697                    | 21,857                 |
| Chicken meat                       | 5,757                    | 28,293                 |
| Duck meat                          | 142                      | 878                    |
| Fat Liver Prep (Foie Gras)         | 53                       | 1,920                  |
| Game meat                          | 237                      | 2,475                  |
| Goat meat                          | 20                       | 262                    |
| Goose and guinea fowl meat         | 5                        | 55                     |
| Homogen.Meat Prp.                  | 23                       | 182                    |
| Horse meat                         | 1,283                    | 7,211                  |
| Meat Dried Nes                     | 28                       | 676                    |
| Meat Extracts                      | 59                       | 518                    |
| Meat nes                           | 76                       | 931                    |
| Meat of Beef,Drd, Sldt,Smkd        | 43                       | 1,006                  |
| Meat of Chicken Canned             | 1,858                    | 12,229                 |
| Meat-<br>CattleBoneless(Beef&Veal) | 3,864                    | 35,962                 |
| Pig meat                           | 2,843                    | 9,710                  |
| Pork                               | 2,852                    | 9,204                  |
| Prep of Pig Meat                   | 2,501                    | 20,380                 |
| Preparations of Beef Meat          | 457                      | 2,693                  |
| Prepared Meat Nes                  | 102                      | 865                    |
| Rabbit meat                        | 280                      | 2,413                  |
| Sausages of Pig Meat               | 2,712                    | 23,167                 |
| Sheep meat                         | 856                      | 7,373                  |
| Turkey meat                        | 712                      | 4,533                  |
| <b>Total imports</b>               | <b>30,895</b>            | <b>209,723</b>         |


## Exports of meat

|                                    | Export Quantity (tonnes) | Export Value (1000 \$) |
|------------------------------------|--------------------------|------------------------|
| Bacon and Ham                      | 431                      | 3,852                  |
| Bird meat, nes                     | 4                        | 72                     |
| Cattle meat                        | 621                      | 3,169                  |
| Chicken meat                       | 255                      | 1,646                  |
| Duck meat                          | 6                        | 82                     |
| Fat Liver Prep (Foie Gras)         | 3                        | 88                     |
| Game meat                          | 44                       | 609                    |
| Goat meat                          | 3                        | 3                      |
| Goose and guinea fowl meat         | 1                        | 11                     |
| Homogen.Meat Prp.                  | 2                        | 56                     |
| Horse meat                         | 1,227                    | 5,994                  |
| Meat Dried Nes                     | 6                        | 166                    |
| Meat Extracts                      | 3                        | 45                     |
| Meat nes                           | 7                        | 135                    |
| Meat of Beef,Drd, Slted,Smkd       | 8                        | 61                     |
| Meat of Chicken Canned             | 451                      | 2,334                  |
| Meat-<br>CattleBoneless(Beef&Veal) | 1,219                    | 10,112                 |
| Pig meat                           | 744                      | 1,889                  |
| Pork                               | 1,155                    | 2,725                  |
| Prep of Pig Meat                   | 700                      | 3,413                  |
| Preparations of Beef Meat          | 414                      | 3,476                  |
| Prepared Meat Nes                  | 6                        | 85                     |
| Rabbit meat                        | 12                       | 137                    |
| Sausages of Pig Meat               | 320                      | 3,332                  |
| Sheep meat                         | 53                       | 750                    |
| Turkey meat                        | 27                       | 231                    |
| <b>Total exports</b>               | <b>7,722</b>             | <b>44,473</b>          |

Meat imports exceeded exports by almost four times. Chicken meat and boneless cattle meat were the largest imports.

# Malta

Population 413,290  
 Area (km<sup>2</sup>) 316  
 GDP per capita \$24,921  
 Percentage of agriculture in GDP 1.8%  
 Date of adhesion to ATP Not a Contracting Party  
 Number of ATP certificates issued in 2012: N.A.



## Imports of meat

|                                    | Import Quantity (tonnes) | Import Value (1000 \$) |
|------------------------------------|--------------------------|------------------------|
| Bacon and Ham                      | 358                      | 2,963                  |
| Bird meat, nes                     | 2                        | 26                     |
| Cattle meat                        | 701                      | 3,623                  |
| Chicken meat                       | 4,582                    | 13,954                 |
| Duck meat                          | 88                       | 264                    |
| Fat Liver Prep (Foie Gras)         | 0                        | 0                      |
| Game meat                          | 36                       | 182                    |
| Goat meat                          | 0                        | 0                      |
| Goose and guinea fowl meat         | 0                        | 2                      |
| Homogen.Meat Prp.                  | 8                        | 80                     |
| Horse meat                         | 46                       | 142                    |
| Meat Dried Nes                     | 56                       | 227                    |
| Meat Extracts                      | 80                       | 548                    |
| Meat nes                           | 2                        | 22                     |
| Meat of Beef,Drd, Slted,Smkd       | 7                        | 162                    |
| Meat of Chicken Canned             | 2,431                    | 11,337                 |
| Meat-<br>CattleBoneless(Beef&Veal) | 3,209                    | 21,931                 |
| Pig meat                           | 1,872                    | 6,239                  |
| Pork                               | 130                      | 554                    |
| Prep of Pig Meat                   | 1,229                    | 5,521                  |
| Preparations of Beef Meat          | 914                      | 3,911                  |
| Prepared Meat Nes                  | 20                       | 157                    |
| Rabbit meat                        | 357                      | 1,785                  |
| Sausages of Pig Meat               | 2,093                    | 7,426                  |
| Sheep meat                         | 487                      | 3,012                  |
| Turkey meat                        | 206                      | 853                    |
| <b>Total imports</b>               | <b>18,914</b>            | <b>84,921</b>          |

## Exports of meat

|                            | Export Quantity (tonnes) | Export Value (1000 \$) |
|----------------------------|--------------------------|------------------------|
| Bacon and Ham              | 0                        | 0                      |
| Cattle meat                | 5                        | 16                     |
| Chicken meat               | 0                        | 0                      |
| Duck meat                  | 0                        | 0                      |
| Goat meat                  | 0                        | 0                      |
| Goose and guinea fowl meat | 0                        | 0                      |
| Homogen.Meat Prp.          | 0                        | 0                      |
| Meat Dried Nes             | 0                        | 0                      |
| Meat Extracts              | 0                        | 0                      |
| Meat nes                   | 0                        | 0                      |
| Meat of Chicken Canned     | 0                        | 0                      |
| Meat-                      |                          |                        |
| CattleBoneless(Beef&Veal)  | 21                       | 152                    |
| Pig meat                   | 0                        | 0                      |
| Pork                       | 0                        | 0                      |
| Prep of Pig Meat           | 0                        | 0                      |
| Preparations of Beef Meat  | 1                        | 10                     |
| Prepared Meat Nes          | 0                        | 0                      |
| Sausages of Pig Meat       | 0                        | 1                      |
| Sheep meat                 | 0                        | 0                      |
| Turkey meat                | 0                        | 0                      |
| <b>Total exports</b>       | <b>27</b>                | <b>179</b>             |

Malta had negligible exports of meat in 2010. Chicken meat and boneless cattle meat were the largest imports.

# Moldova

Population 3,570,108  
 Area (km<sup>2</sup>) 33,845  
 GDP per capita \$2,841  
 Percentage of agriculture in GDP 9.8%  
 Date of adhesion to ATP 11 September 2007  
 Number of ATP certificates issued in 2012: N.A.



## Imports of meat

|                                    | Import Quantity (tonnes) | Import Value (1000 \$) |
|------------------------------------|--------------------------|------------------------|
| Bacon and Ham                      | 61                       | 263                    |
| Bird meat, nes                     | 0                        | 0                      |
| Cattle meat                        | 61                       | 204                    |
| Chicken meat                       | 13,883                   | 16,216                 |
| Duck meat                          | 2                        | 7                      |
| Fat Liver Prep (Foie Gras)         | 7                        | 24                     |
| Game meat                          | 0                        | 0                      |
| Goose and guinea fowl meat         | 0                        | 0                      |
| Homogen.Meat Prp.                  | 15                       | 122                    |
| Horse meat                         | 0                        | 0                      |
| Meat Dried Nes                     | 1                        | 1                      |
| Meat Extracts                      | 0                        | 0                      |
| Meat nes                           | 0                        | 2                      |
| Meat of Beef,Drd, Slted,Smkd       | 0                        | 2                      |
| Meat of Chicken Canned             | 922                      | 1,150                  |
| Meat-<br>CattleBoneless(Beef&Veal) | 1                        | 3                      |
| Pig meat                           | 1,049                    | 2,118                  |
| Pork                               | 2,312                    | 6,105                  |
| Prep of Pig Meat                   | 364                      | 712                    |
| Preparations of Beef Meat          | 224                      | 707                    |
| Prepared Meat Nes                  | 17                       | 18                     |
| Sausages of Pig Meat               | 399                      | 626                    |
| Sheep meat                         | 20                       | 76                     |
| Turkey meat                        | 170                      | 237                    |
| <b>Total imports</b>               | <b>19,508</b>            | <b>28,593</b>          |

## Exports of meat

|                              | Export Quantity (tonnes) | Export Value (1000 \$) |
|------------------------------|--------------------------|------------------------|
| Bacon and Ham                | 0                        | 0                      |
| Cattle meat                  | 1,576                    | 5,340                  |
| Chicken meat                 | 126                      | 63                     |
| Fat Liver Prep (Foie Gras)   | 20                       | 109                    |
| Goose and guinea fowl meat   | 0                        | 0                      |
| Homogen.Meat Prp.            | 0                        | 0                      |
| Horse meat                   | 0                        | 0                      |
| Meat Dried Nes               | 0                        | 0                      |
| Meat of Beef,Drd, Slted,Smkd | 0                        | 0                      |
| Meat of Chicken Canned       | 20                       | 12                     |
| Meat-                        |                          |                        |
| CattleBoneless(Beef&Veal)    | 0                        | 0                      |
| Pig meat                     | 0                        | 0                      |
| Pork                         | 0                        | 0                      |
| Prep of Pig Meat             | 74                       | 257                    |
| Preparations of Beef Meat    | 37                       | 133                    |
| Prepared Meat Nes            | 0                        | 0                      |
| Sausages of Pig Meat         | 17                       | 19                     |
| Sheep meat                   | 1,271                    | 4,825                  |
| Turkey meat                  | 0                        | 0                      |
| <b>Total exports</b>         | <b>3,141</b>             | <b>10,758</b>          |

Imports exceeded exports by six times. Chicken meat made up over half of total imports.

## Monaco

Population 31,109  
 Area (km<sup>2</sup>) 2  
 GDP per capita \$60,595  
 Percentage of agriculture in GDP N.A.  
 Date of adhesion to ATP 24 October 2001  
 Number of ATP certificates issued in 2012: N.A.



Data on imports and exports for Monaco are not provided in the FAOSTAT database.



# Montenegro

Population 628,802  
 Area (km<sup>2</sup>) 13,812  
 GDP per capita \$12,964  
 Percentage of agriculture in GDP 10.0%  
 Date of adhesion to ATP 23 October 2006  
 Number of ATP certificates issued in 2012: N.A.



## Imports of meat

|                                    | Import Quantity (tonnes) | Import Value (1000 \$) |
|------------------------------------|--------------------------|------------------------|
| Bacon and Ham                      | 240                      | 1,323                  |
| Cattle meat                        | 2,688                    | 10,844                 |
| Chicken meat                       | 4,758                    | 9,979                  |
| Homogen.Meat Prp.                  | 41                       | 286                    |
| Meat Dried Nes                     | 0                        | 0                      |
| Meat Extracts                      | 20                       | 102                    |
| Meat nes                           | 0                        | 0                      |
| Meat of Beef,Drd, Slted,Smkd       | 60                       | 358                    |
| Meat of Chicken Canned             | 403                      | 1,800                  |
| Meat-<br>CattleBoneless(Beef&Veal) | 202                      | 439                    |
| Pig meat                           | 10,716                   | 28,369                 |
| Pork                               | 8,249                    | 27,126                 |
| Prep of Pig Meat                   | 764                      | 3,568                  |
| Preparations of Beef Meat          | 193                      | 952                    |
| Prepared Meat Nes                  | 7                        | 32                     |
| Sausages of Pig Meat               | 3,718                    | 12,919                 |
| Sheep meat                         | 13                       | 75                     |
| Turkey meat                        | 199                      | 529                    |
| <b>Total imports</b>               | <b>32,271</b>            | <b>98,701</b>          |

## Exports of meat

|                              | Export Quantity (tonnes) | Export Value (1000 \$) |
|------------------------------|--------------------------|------------------------|
| Bacon and Ham                | 377                      | 3,283                  |
| Cattle meat                  | 29                       | 152                    |
| Chicken meat                 | 4                        | 12                     |
| Homogen.Meat Prp.            | 0                        | 0                      |
| Meat Dried Nes               | 0                        | 1                      |
| Meat of Beef,Drd, Slted,Smkd | 15                       | 150                    |
| Meat of Chicken Canned       | 28                       | 122                    |
| Meat-                        |                          |                        |
| CattleBoneless(Beef&Veal)    | 0                        | 0                      |
| Pig meat                     | 76                       | 224                    |
| Pork                         | 115                      | 251                    |
| Prep of Pig Meat             | 132                      | 394                    |
| Preparations of Beef Meat    | 30                       | 152                    |
| Prepared Meat Nes            | 16                       | 75                     |
| Sausages of Pig Meat         | 400                      | 1,935                  |
| Sheep meat                   | 6                        | 41                     |
| Turkey meat                  | 0                        | 1                      |
| <b>Total exports</b>         | <b>1,228</b>             | <b>6,793</b>           |

Imports of meat exceeded exports by over twenty times. Pig meat and pork were the biggest import items.

# Netherlands

Population 16,530,388  
 Area (km<sup>2</sup>) 41,526  
 GDP per capita \$40,987  
 Percentage of agriculture in GDP 1.7%  
 Date of adhesion to ATP 30 November 1978  
 Number of ATP certificates issued in 2012: 1214



## Imports of meat

|                                    | Import Quantity (tonnes) | Import Value (1000 \$) |
|------------------------------------|--------------------------|------------------------|
| Bacon and Ham                      | 7,547                    | 53,168                 |
| Bird meat, nes                     | 28                       | 407                    |
| Cattle meat                        | 202,475                  | 654,391                |
| Chicken meat                       | 308,155                  | 600,849                |
| Duck meat                          | 1,031                    | 4,800                  |
| Fat Liver Prep (Foie Gras)         | 21                       | 346                    |
| Game meat                          | 8,713                    | 73,656                 |
| Goat meat                          | 9                        | 24                     |
| Goose and guinea fowl meat         | 161                      | 710                    |
| Homogen.Meat Prp.                  | 927                      | 1,555                  |
| Horse meat                         | 7,456                    | 25,056                 |
| Meat Dried Nes                     | 132,695                  | 409,509                |
| Meat Extracts                      | 1,423                    | 14,836                 |
| Meat nes                           | 904                      | 9,863                  |
| Meat of Beef,Drd, Sldt,Smkd        | 2,692                    | 22,358                 |
| Meat of Chicken Canned             | 207,088                  | 764,098                |
| Meat-<br>CattleBoneless(Beef&Veal) | 145,923                  | 851,517                |
| Pig meat                           | 114,408                  | 259,824                |
| Pork                               | 155,879                  | 323,138                |
| Prep of Pig Meat                   | 16,726                   | 83,475                 |
| Preparations of Beef Meat          | 19,702                   | 96,705                 |
| Prepared Meat Nes                  | 6,943                    | 8,181                  |
| Rabbit meat                        | 1,302                    | 7,847                  |
| Sausages of Pig Meat               | 20,910                   | 88,372                 |
| Sheep meat                         | 16,650                   | 136,613                |
| Turkey meat                        | 29,941                   | 66,655                 |
| <b>Total imports</b>               | <b>1,409,709</b>         | <b>4,557,953</b>       |

## Exports of meat

|                              | Export Quantity (tonnes) | Export Value (1000 \$) |
|------------------------------|--------------------------|------------------------|
| Bacon and Ham                | 130,949                  | 460,277                |
| Bird meat, nes               | 28                       | 116                    |
| Cattle meat                  | 127,940                  | 676,182                |
| Chicken meat                 | 878,132                  | 1,869,332              |
| Duck meat                    | 14,165                   | 39,600                 |
| Fat Liver Prep (Foie Gras)   | 3                        | 133                    |
| Game meat                    | 7,124                    | 59,628                 |
| Goat meat                    | 224                      | 1,000                  |
| Goose and guinea fowl meat   | 84                       | 590                    |
| Homogen.Meat Prp.            | 121                      | 563                    |
| Horse meat                   | 5,629                    | 25,769                 |
| Meat Dried Nes               | 72,584                   | 300,781                |
| Meat Extracts                | 1,179                    | 9,124                  |
| Meat nes                     | 592                      | 6,210                  |
| Meat of Beef,Drd, Slted,Smkd | 7,493                    | 25,058                 |
| Meat of Chicken Canned       | 163,437                  | 701,348                |
| Meat-                        |                          |                        |
| CattleBoneless(Beef&Veal)    | 262,380                  | 1,800,446              |
| Pig meat                     | 337,158                  | 811,103                |
| Pork                         | 446,920                  | 1,033,403              |
| Prep of Pig Meat             | 11,021                   | 53,544                 |
| Preparations of Beef Meat    | 11,651                   | 59,446                 |
| Prepared Meat Nes            | 4,695                    | 18,536                 |
| Rabbit meat                  | 1,338                    | 4,379                  |
| Sausages of Pig Meat         | 34,287                   | 117,097                |
| Sheep meat                   | 15,704                   | 130,593                |
| Turkey meat                  | 45,868                   | 60,924                 |
| <b>Total exports</b>         | <b>2,580,706</b>         | <b>8,265,182</b>       |

Exports of meat products exceeded imports by at least twice. Chicken meat and pork were the largest meat export items. High exports are probably explained by the Netherlands' importance as a trading hub due to the port of Rotterdam.

# Norway

Population 4,828,726  
 Area (km<sup>2</sup>) 323,759  
 GDP per capita \$55,964  
 Percentage of agriculture in GDP 1.2%  
 Date of adhesion to ATP 14 July 1979  
 Number of ATP certificates issued in 2012: 62



## Imports of meat

|                                    | Import Quantity (tonnes) | Import Value (1000 \$) |
|------------------------------------|--------------------------|------------------------|
| Bacon and Ham                      | 820                      | 10,849                 |
| Cattle meat                        | 362                      | 1,775                  |
| Chicken meat                       | 52                       | 207                    |
| Duck meat                          | 66                       | 288                    |
| Fat Liver Prep (Foie Gras)         | 12                       | 387                    |
| Game meat                          | 26                       | 504                    |
| Goat meat                          | 0                        | 0                      |
| Homogen.Meat Prp.                  | 0                        | 0                      |
| Horse meat                         | 0                        | 0                      |
| Meat Dried Nes                     | 44                       | 369                    |
| Meat Extracts                      | 0                        | 4                      |
| Meat nes                           | 284                      | 4,587                  |
| Meat of Beef,Drd, Slted,Smkd       | 8                        | 377                    |
| Meat of Chicken Canned             | 582                      | 5,953                  |
| Meat-<br>CattleBoneless(Beef&Veal) | 4,986                    | 42,364                 |
| Pig meat                           | 33                       | 217                    |
| Pork                               | 1,313                    | 4,429                  |
| Prep of Pig Meat                   | 474                      | 4,986                  |
| Preparations of Beef Meat          | 270                      | 1,787                  |
| Prepared Meat Nes                  | 1                        | 10                     |
| Rabbit meat                        | 2                        | 33                     |
| Sausages of Pig Meat               | 1,088                    | 9,135                  |
| Sheep meat                         | 1,267                    | 12,153                 |
| Turkey meat                        | 0                        | 2                      |
| <b>Total imports</b>               | <b>11,690</b>            | <b>100,416</b>         |


## Exports of meat

|                                    | Export Quantity (tonnes) | Export Value (1000 \$) |
|------------------------------------|--------------------------|------------------------|
| Bacon and Ham                      | 183                      | 2,210                  |
| Cattle meat                        | 50                       | 229                    |
| Chicken meat                       | 4                        | 17                     |
| Duck meat                          | 1                        | 4                      |
| Fat Liver Prep (Foie Gras)         | 0                        | 4                      |
| Game meat                          | 15                       | 203                    |
| Goat meat                          | 0                        | 0                      |
| Homogen.Meat Prp.                  | 0                        | 1                      |
| Horse meat                         | 0                        | 0                      |
| Meat Dried Nes                     | 15                       | 198                    |
| Meat Extracts                      | 0                        | 0                      |
| Meat nes                           | 8                        | 185                    |
| Meat of Beef,Drd, Slted,Smkd       | 3                        | 23                     |
| Meat of Chicken Canned             | 17                       | 89                     |
| Meat-<br>CattleBoneless(Beef&Veal) | 97                       | 687                    |
| Pig meat                           | 3,130                    | 3,624                  |
| Pork                               | 1,411                    | 6,803                  |
| Prep of Pig Meat                   | 14                       | 106                    |
| Preparations of Beef Meat          | 25                       | 171                    |
| Prepared Meat Nes                  | 6                        | 42                     |
| Rabbit meat                        | 0                        | 0                      |
| Sausages of Pig Meat               | 134                      | 1,127                  |
| Sheep meat                         | 4                        | 51                     |
| Turkey meat                        | 0                        | 0                      |
| <b>Total exports</b>               | <b>5,117</b>             | <b>15,774</b>          |

Imports of meat were twice as large as exports. Boneless cattle meat accounted for almost half of all imports.

# Poland

Population 38,125,759  
 Area (km<sup>2</sup>) 312,685  
 GDP per capita \$19,009  
 Percentage of agriculture in GDP 3.6%  
 Date of adhesion to ATP 5 May 1983  
 Number of ATP certificates issued in 2012: 4976



## Imports of meat

|                                    | Import Quantity (tonnes) | Import Value (1000 \$) |
|------------------------------------|--------------------------|------------------------|
| Bacon and Ham                      | 1,860                    | 14,427                 |
| Bird meat, nes                     | 1                        | 13                     |
| Cattle meat                        | 2,646                    | 7,663                  |
| Chicken meat                       | 17,337                   | 25,999                 |
| Duck meat                          | 68                       | 217                    |
| Fat Liver Prep (Foie Gras)         | 11                       | 116                    |
| Game meat                          | 52                       | 564                    |
| Goat meat                          | 79                       | 188                    |
| Goose and guinea fowl meat         | 13                       | 143                    |
| Homogen.Meat Prp.                  | 95                       | 509                    |
| Horse meat                         | 63                       | 166                    |
| Meat Dried Nes                     | 93                       | 349                    |
| Meat Extracts                      | 138                      | 1,558                  |
| Meat nes                           | 21                       | 172                    |
| Meat of Beef,Drd, Slted,Smkd       | 127                      | 981                    |
| Meat of Chicken Canned             | 7,676                    | 31,818                 |
| Meat-<br>CattleBoneless(Beef&Veal) | 11,572                   | 43,298                 |
| Pig meat                           | 262,416                  | 579,376                |
| Pork                               | 248,875                  | 714,392                |
| Prep of Pig Meat                   | 4,816                    | 23,268                 |
| Preparations of Beef Meat          | 1,075                    | 5,394                  |
| Prepared Meat Nes                  | 260                      | 1,243                  |
| Rabbit meat                        | 4                        | 28                     |
| Sausage Beef&Veal                  | 0                        | 0                      |
| Sausages of Pig Meat               | 5,505                    | 29,821                 |
| Sheep meat                         | 346                      | 2,658                  |
| Turkey meat                        | 9,799                    | 16,099                 |
| <b>Total imports</b>               | <b>574,948</b>           | <b>1,500,460</b>       |

## Exports of meat

|                                    | Export Quantity (tonnes) | Export Value (1000 \$) |
|------------------------------------|--------------------------|------------------------|
| Bacon and Ham                      | 26,702                   | 107,554                |
| Bird meat, nes                     | 0                        | 0                      |
| Cattle meat                        | 194,449                  | 656,214                |
| Chicken meat                       | 285,852                  | 572,331                |
| Duck meat                          | 199                      | 594                    |
| Fat Liver Prep (Foie Gras)         | 37                       | 124                    |
| Game meat                          | 6,168                    | 37,531                 |
| Goat meat                          | 5                        | 13                     |
| Goose and guinea fowl meat         | 15,903                   | 76,420                 |
| Homogen.Meat Prp.                  | 246                      | 777                    |
| Horse meat                         | 12,123                   | 42,537                 |
| Meat Dried Nes                     | 341                      | 1,071                  |
| Meat Extracts                      | 3                        | 15                     |
| Meat nes                           | 228                      | 1,344                  |
| Meat of Beef,Drd, Slted,Smkd       | 748                      | 2,552                  |
| Meat of Chicken Canned             | 32,074                   | 97,070                 |
| Meat-<br>CattleBoneless(Beef&Veal) | 79,026                   | 329,186                |
| Pig meat                           | 175,458                  | 360,938                |
| Pork                               | 70,738                   | 191,504                |
| Prep of Pig Meat                   | 47,349                   | 185,016                |
| Preparations of Beef Meat          | 17,076                   | 66,687                 |
| Prepared Meat Nes                  | 1,661                    | 6,184                  |
| Rabbit meat                        | 66                       | 82                     |
| Sausage Beef&Veal                  | 0                        | 0                      |
| Sausages of Pig Meat               | 43,168                   | 147,127                |
| Sheep meat                         | 190                      | 233                    |
| Turkey meat                        | 89,839                   | 286,165                |
| <b>Total exports</b>               | <b>1,099,649</b>         | <b>3,169,269</b>       |

For Poland, exports of meat were twice as large as imports. The biggest export items were cattle meat, chicken meat and pig meat.



# Portugal

Population 10,632,482  
 Area (km<sup>2</sup>) 91,982  
 GDP per capita \$25,091  
 Percentage of agriculture in GDP 2.3%  
 Date of adhesion to ATP 15 August 1988  
 Number of ATP certificates issued in 2012: 1713



## Imports of meat

|                                    | Import Quantity (tonnes) | Import Value (1000 \$) |
|------------------------------------|--------------------------|------------------------|
| Bacon and Ham                      | 5,032                    | 47,869                 |
| Bird meat, nes                     | 4                        | 40                     |
| Cattle meat                        | 49,816                   | 224,523                |
| Chicken meat                       | 24,264                   | 54,146                 |
| Duck meat                          | 1,520                    | 4,160                  |
| Fat Liver Prep (Foie Gras)         | 120                      | 1,518                  |
| Game meat                          | 866                      | 2,484                  |
| Goat meat                          | 1,009                    | 6,674                  |
| Goose and guinea fowl meat         | 15                       | 62                     |
| Homogen.Meat Prp.                  | 538                      | 3,015                  |
| Horse meat                         | 14                       | 104                    |
| Meat Dried Nes                     | 228                      | 1,141                  |
| Meat Extracts                      | 67                       | 304                    |
| Meat nes                           | 47                       | 421                    |
| Meat of Beef,Drd, Slted,Smkd       | 137                      | 930                    |
| Meat of Chicken Canned             | 6,447                    | 30,523                 |
| Meat-<br>CattleBoneless(Beef&Veal) | 36,133                   | 259,023                |
| Pig meat                           | 63,645                   | 188,160                |
| Pork                               | 44,968                   | 135,486                |
| Prep of Pig Meat                   | 4,638                    | 26,381                 |
| Preparations of Beef Meat          | 2,809                    | 11,571                 |
| Prepared Meat Nes                  | 4,216                    | 16,229                 |
| Rabbit meat                        | 2,190                    | 9,713                  |
| Sausages of Pig Meat               | 8,342                    | 45,895                 |
| Sheep meat                         | 6,032                    | 38,601                 |
| Turkey meat                        | 13,108                   | 51,501                 |
| <b>Total imports</b>               | <b>276,205</b>           | <b>1,160,474</b>       |

## Exports of meat

|                                    | Export Quantity (tonnes) | Export Value (1000 \$) |
|------------------------------------|--------------------------|------------------------|
| Bacon and Ham                      | 2,198                    | 19,136                 |
| Bird meat, nes                     | 0                        | 0                      |
| Cattle meat                        | 3,025                    | 9,378                  |
| Chicken meat                       | 7,279                    | 13,981                 |
| Duck meat                          | 707                      | 2,243                  |
| Fat Liver Prep (Foie Gras)         | 0                        | 1                      |
| Game meat                          | 12                       | 85                     |
| Goat meat                          | 25                       | 261                    |
| Goose and guinea fowl meat         | 0                        | 0                      |
| Homogen.Meat Prp.                  | 185                      | 767                    |
| Horse meat                         | 3                        | 18                     |
| Meat Dried Nes                     | 498                      | 1,517                  |
| Meat Extracts                      | 0                        | 0                      |
| Meat nes                           | 47                       | 205                    |
| Meat of Beef,Drd, Slted,Smkd       | 1                        | 12                     |
| Meat of Chicken Canned             | 266                      | 1,659                  |
| Meat-<br>CattleBoneless(Beef&Veal) | 2,473                    | 9,986                  |
| Pig meat                           | 13,803                   | 44,527                 |
| Pork                               | 4,444                    | 13,331                 |
| Prep of Pig Meat                   | 3,823                    | 13,925                 |
| Preparations of Beef Meat          | 191                      | 1,223                  |
| Prepared Meat Nes                  | 202                      | 922                    |
| Rabbit meat                        | 47                       | 258                    |
| Sausages of Pig Meat               | 25,430                   | 72,851                 |
| Sheep meat                         | 528                      | 2,852                  |
| Turkey meat                        | 1,508                    | 2,610                  |
| <b>Total exports</b>               | <b>66,695</b>            | <b>211,748</b>         |

Portugal imported four times more meat than it exported. The biggest import items were cattle meat, chicken meat, pig meat and pork.

# Romania

Population 21,513,622  
 Area (km<sup>2</sup>) 238,391  
 GDP per capita \$14,417  
 Percentage of agriculture in GDP 7.0%  
 Date of adhesion to ATP 22 April 1999  
 Number of ATP certificates issued in 2012: N.A.



## Imports of meat

|                                 | Import Quantity (tonnes) | Import Value (1000 \$) |
|---------------------------------|--------------------------|------------------------|
| Bacon and Ham                   | 804                      | 3,628                  |
| Bird meat, nes                  | 0                        | 4                      |
| Cattle meat                     | 3,171                    | 10,169                 |
| Chicken meat                    | 69,065                   | 117,849                |
| Duck meat                       | 105                      | 308                    |
| Fat Liver Prep (Foie Gras)      | 20                       | 159                    |
| Game meat                       | 6                        | 96                     |
| Goat meat                       | 12                       | 33                     |
| Goose and guinea fowl meat      | 48                       | 176                    |
| Homogen.Meat Prp.               | 422                      | 1,116                  |
| Horse meat                      | 19                       | 63                     |
| Meat Dried Nes                  | 4,571                    | 10,569                 |
| Meat Extracts                   | 114                      | 339                    |
| Meat nes                        | 2,393                    | 3,578                  |
| Meat of Beef,Drd,<br>Slted,Smkd | 23                       | 254                    |
| Meat of Chicken Canned<br>Meat- | 4,117                    | 15,073                 |
| CattleBoneless(Beef&Veal)       | 8,988                    | 30,189                 |
| Pig meat                        | 137,933                  | 288,544                |
| Pork                            | 60,980                   | 115,705                |
| Prep of Pig Meat                | 2,565                    | 7,352                  |
| Preparations of Beef Meat       | 618                      | 1,444                  |
| Prepared Meat Nes               | 311                      | 736                    |
| Rabbit meat                     | 50                       | 239                    |
| Sausages of Pig Meat            | 3,838                    | 14,808                 |
| Sheep meat                      | 454                      | 3,063                  |
| Turkey meat                     | 10,145                   | 21,252                 |
| <b>Total imports</b>            | <b>310,772</b>           | <b>646,746</b>         |

## Exports of meat

|                                    | Export Quantity (tonnes) | Export Value (1000 \$) |
|------------------------------------|--------------------------|------------------------|
| Bacon and Ham                      | 125                      | 529                    |
| Cattle meat                        | 867                      | 3,259                  |
| Chicken meat                       | 54,652                   | 103,970                |
| Duck meat                          | 2                        | 4                      |
| Fat Liver Prep (Foie Gras)         | 4                        | 52                     |
| Game meat                          | 0                        | 1                      |
| Goat meat                          | 8                        | 55                     |
| Goose and guinea fowl meat         | 3                        | 7                      |
| Homogen.Meat Prp.                  | 125                      | 446                    |
| Horse meat                         | 5,320                    | 14,452                 |
| Meat Dried Nes                     | 603                      | 1,085                  |
| Meat Extracts                      | 0                        | 0                      |
| Meat nes                           | 1,580                    | 2,474                  |
| Meat of Beef,Drd, Slted,Smkd       | 17                       | 187                    |
| Meat of Chicken Canned             | 4,996                    | 21,198                 |
| Meat-<br>CattleBoneless(Beef&Veal) | 866                      | 3,626                  |
| Pig meat                           | 2,726                    | 7,210                  |
| Pork                               | 1,148                    | 2,317                  |
| Prep of Pig Meat                   | 3,170                    | 10,915                 |
| Preparations of Beef Meat          | 148                      | 294                    |
| Prepared Meat Nes                  | 340                      | 4,789                  |
| Rabbit meat                        | 0                        | 0                      |
| Sausage Beef&Veal                  | 0                        | 0                      |
| Sausages of Pig Meat               | 5,095                    | 21,528                 |
| Sheep meat                         | 3,539                    | 22,222                 |
| Turkey meat                        | 305                      | 635                    |
| <b>Total exports</b>               | <b>85,639</b>            | <b>221,255</b>         |

For Romania, imports exceeded exports by over three times. The main import items were chicken meat, pig meat and pork.

# Russian Federation

Population 141,956,409  
 Area (km<sup>2</sup>) 17,075,400  
 GDP per capita \$14,915  
 Percentage of agriculture in GDP 4.7%  
 Date of adhesion to ATP 10 September 1971  
 Number of ATP certificates issued in 2012: N.A.



## Imports of meat

|                                    | Import Quantity (tonnes) | Import Value (1000 \$) |
|------------------------------------|--------------------------|------------------------|
| Bacon and Ham                      | 2,842                    | 11,138                 |
| Bird meat, nes                     | 74                       | 229                    |
| Cattle meat                        | 158,881                  | 553,997                |
| Chicken meat                       | 602,850                  | 779,840                |
| Duck meat                          | 5,591                    | 12,514                 |
| Fat Liver Prep (Foie Gras)         | 92                       | 1,103                  |
| Game meat                          | 35                       | 208                    |
| Goat meat                          | 0                        | 0                      |
| Goose and guinea fowl meat         | 1,263                    | 3,071                  |
| Homogen.Meat Prp.                  | 1,543                    | 6,372                  |
| Horse meat                         | 28,574                   | 74,081                 |
| Meat Dried Nes                     | 18                       | 134                    |
| Meat Extracts                      | 2                        | 9                      |
| Meat nes                           | 38                       | 231                    |
| Meat of Beef,Drd, Slted,Smkd       | 1                        | 20                     |
| Meat of Chicken Canned             | 11,004                   | 44,126                 |
| Meat-<br>CattleBoneless(Beef&Veal) | 467,914                  | 1,620,276              |
| Pig meat                           | 200,360                  | 509,731                |
| Pork                               | 441,717                  | 1,415,210              |
| Prep of Pig Meat                   | 13,598                   | 58,134                 |
| Preparations of Beef Meat          | 970                      | 5,297                  |
| Prepared Meat Nes                  | 307                      | 1,640                  |
| Rabbit meat                        | 2,109                    | 6,177                  |
| Sausages of Pig Meat               | 7,240                    | 26,690                 |
| Sheep meat                         | 9,078                    | 42,580                 |
| Turkey meat                        | 33,481                   | 60,616                 |
| <b>Total imports</b>               | <b>1,989,582</b>         | <b>5,233,424</b>       |

## Exports of meat

|                                    | Export Quantity (tonnes) | Export Value (1000 \$) |
|------------------------------------|--------------------------|------------------------|
| Bacon and Ham                      | 6                        | 17                     |
| Bird meat, nes                     | 0                        | 0                      |
| Cattle meat                        | 1                        | 6                      |
| Chicken meat                       | 5,293                    | 7,668                  |
| Duck meat                          | 1                        | 1                      |
| Fat Liver Prep (Foie Gras)         | 250                      | 485                    |
| Game meat                          | 0                        | 0                      |
| Goat meat                          | 0                        | 0                      |
| Goose and guinea fowl meat         | 0                        | 0                      |
| Homogen.Meat Prp.                  | 23                       | 110                    |
| Horse meat                         | 0                        | 0                      |
| Meat Dried Nes                     | 2,057                    | 9,831                  |
| Meat Extracts                      | 0                        | 0                      |
| Meat nes                           | 380                      | 2,511                  |
| Meat of Beef,Drd, Slted,Smkd       | 0                        | 1                      |
| Meat of Chicken Canned             | 703                      | 1,826                  |
| Meat-<br>CattleBoneless(Beef&Veal) | 5                        | 30                     |
| Pig meat                           | 58                       | 170                    |
| Pork                               | 61                       | 151                    |
| Prep of Pig Meat                   | 293                      | 884                    |
| Preparations of Beef Meat          | 4,465                    | 10,512                 |
| Prepared Meat Nes                  | 55                       | 163                    |
| Rabbit meat                        | 0                        | 0                      |
| Sausages of Pig Meat               | 14,922                   | 35,884                 |
| Sheep meat                         | 4                        | 31                     |
| Turkey meat                        | 32                       | 26                     |
| <b>Total exports</b>               | <b>28,609</b>            | <b>70,307</b>          |

The Russian Federation imported some seventy times more meat than it exported. The biggest meat import items were chicken meat, boneless cattle meat and pork.

## San Marino

Population 32,969

Area (km<sup>2</sup>) 61

GDP per capita \$39,340

Percentage of agriculture in GDP N.A.

Date of adhesion to ATP Not a Contracting Party

Number of ATP certificates issued in 2012: N.A.



Data on imports and exports for San Marino are not provided in the FAOSTAT database.

# Serbia

Population 7,350,221  
 Area (km<sup>2</sup>) 88,361  
 GDP per capita \$11,477  
 Percentage of agriculture in GDP 10.5%  
 Date of adhesion to ATP 12 March 2001  
 Number of ATP certificates issued in 2012: 154



## Imports of meat

|                                    | Import Quantity (tonnes) | Import Value (1000 \$) |
|------------------------------------|--------------------------|------------------------|
| Bacon and Ham                      | 670                      | 5,436                  |
| Cattle meat                        | 0                        | 0                      |
| Chicken meat                       | 949                      | 871                    |
| Duck meat                          | 22                       | 109                    |
| Fat Liver Prep (Foie Gras)         | 0                        | 0                      |
| Goose and guinea fowl meat         | 0                        | 0                      |
| Homogen.Meat Prp.                  | 0                        | 1                      |
| Meat Dried Nes                     | 91                       | 462                    |
| Meat Extracts                      | 21                       | 456                    |
| Meat nes                           | 0                        | 0                      |
| Meat of Beef,Drd, Slted,Smkd       | 18                       | 127                    |
| Meat of Chicken Canned             | 2,242                    | 9,062                  |
| Meat-<br>CattleBoneless(Beef&Veal) | 132                      | 425                    |
| Pig meat                           | 229                      | 601                    |
| Pork                               | 2,307                    | 6,820                  |
| Prep of Pig Meat                   | 250                      | 1,054                  |
| Preparations of Beef Meat          | 130                      | 534                    |
| Prepared Meat Nes                  | 13                       | 133                    |
| Rabbit meat                        | 0                        | 0                      |
| Sausages of Pig Meat               | 5,378                    | 12,791                 |
| Sheep meat                         | 39                       | 251                    |
| Turkey meat                        | 60                       | 204                    |
| <b>Total imports</b>               | <b>12,551</b>            | <b>39,337</b>          |

## Exports of meat

|                                    | Export Quantity (tonnes) | Export Value (1000 \$) |
|------------------------------------|--------------------------|------------------------|
| Bacon and Ham                      | 234                      | 1,202                  |
| Cattle meat                        | 3,719                    | 17,899                 |
| Chicken meat                       | 2,130                    | 4,890                  |
| Fat Liver Prep (Foie Gras)         | 0                        | 0                      |
| Game meat                          | 0                        | 0                      |
| Homogen.Meat Prp.                  | 106                      | 304                    |
| Meat Dried Nes                     | 0                        | 1                      |
| Meat nes                           | 0                        | 0                      |
| Meat of Beef,Drd, Slted,Smkd       | 11                       | 213                    |
| Meat of Chicken Canned             | 430                      | 1,642                  |
| Meat-<br>CattleBoneless(Beef&Veal) | 106                      | 443                    |
| Pig meat                           | 579                      | 1,702                  |
| Pork                               | 129                      | 302                    |
| Prep of Pig Meat                   | 1,635                    | 6,386                  |
| Preparations of Beef Meat          | 272                      | 1,112                  |
| Prepared Meat Nes                  | 90                       | 291                    |
| Sausages of Pig Meat               | 4,270                    | 18,005                 |
| Sheep meat                         | 13                       | 71                     |
| Turkey meat                        | 46                       | 141                    |
| <b>Total exports</b>               | <b>13,770</b>            | <b>54,604</b>          |

For Serbia, the volumes of imports and exports were comparable and at a relatively low level.



# Slovakia

Population 5,419,590  
 Area (km<sup>2</sup>) 49,012  
 GDP per capita \$22,968  
 Percentage of agriculture in GDP 3.9%  
 Date of adhesion to ATP 28 May 1993  
 Number of ATP certificates issued in 2012: N.A.



## Imports of meat

|                                    | Import Quantity (tonnes) | Import Value (1000 \$) |
|------------------------------------|--------------------------|------------------------|
| Bacon and Ham                      | 1,781                    | 9,511                  |
| Bird meat, nes                     | 5                        | 25                     |
| Cattle meat                        | 2,489                    | 10,092                 |
| Chicken meat                       | 34,088                   | 102,716                |
| Duck meat                          | 2,586                    | 7,167                  |
| Fat Liver Prep (Foie Gras)         | 24                       | 484                    |
| Game meat                          | 204                      | 1,562                  |
| Goat meat                          | 1                        | 2                      |
| Goose and guinea fowl meat         | 303                      | 1,096                  |
| Homogen.Meat Prp.                  | 3,820                    | 8,278                  |
| Horse meat                         | 4                        | 16                     |
| Meat Dried Nes                     | 1,200                    | 4,270                  |
| Meat Extracts                      | 90                       | 271                    |
| Meat nes                           | 1,051                    | 4,356                  |
| Meat of Beef,Drd, Slted,Smkd       | 168                      | 1,743                  |
| Meat of Chicken Canned             | 5,387                    | 16,991                 |
| Meat-<br>CattleBoneless(Beef&Veal) | 2,307                    | 15,500                 |
| Pig meat                           | 54,252                   | 138,647                |
| Pork                               | 39,085                   | 132,440                |
| Prep of Pig Meat                   | 5,425                    | 17,988                 |
| Preparations of Beef Meat          | 1,828                    | 7,097                  |
| Prepared Meat Nes                  | 214                      | 690                    |
| Rabbit meat                        | 97                       | 538                    |
| Sausages of Pig Meat               | 22,574                   | 76,576                 |
| Sheep meat                         | 26                       | 245                    |
| Turkey meat                        | 5,334                    | 16,765                 |
| <b>Total imports</b>               | <b>184,343</b>           | <b>575,066</b>         |


## Exports of meat

|                              | Export Quantity (tonnes) | Export Value (1000 \$) |
|------------------------------|--------------------------|------------------------|
| Bacon and Ham                | 707                      | 2,062                  |
| Bird meat, nes               | 0                        | 1                      |
| Cattle meat                  | 1,608                    | 4,553                  |
| Chicken meat                 | 26,768                   | 84,909                 |
| Duck meat                    | 143                      | 871                    |
| Fat Liver Prep (Foie Gras)   | 3                        | 386                    |
| Game meat                    | 47                       | 659                    |
| Goat meat                    | 0                        | 0                      |
| Goose and guinea fowl meat   | 68                       | 542                    |
| Homogen.Meat Prp.            | 91                       | 271                    |
| Horse meat                   | 1                        | 8                      |
| Meat Dried Nes               | 58                       | 95                     |
| Meat Extracts                | 34                       | 603                    |
| Meat nes                     | 208                      | 937                    |
| Meat of Beef,Drd, Slted,Smkd | 2                        | 12                     |
| Meat of Chicken Canned       | 1,768                    | 3,994                  |
| Meat-                        |                          |                        |
| CattleBoneless(Beef&Veal)    | 1,127                    | 4,354                  |
| Pig meat                     | 20,279                   | 66,871                 |
| Pork                         | 3,543                    | 15,312                 |
| Prep of Pig Meat             | 3,410                    | 9,053                  |
| Preparations of Beef Meat    | 116                      | 730                    |
| Prepared Meat Nes            | 86                       | 791                    |
| Rabbit meat                  | 156                      | 341                    |
| Sausages of Pig Meat         | 8,254                    | 36,205                 |
| Sheep meat                   | 385                      | 1,762                  |
| Turkey meat                  | 472                      | 2,757                  |
| <b>Total exports</b>         | <b>69,334</b>            | <b>238,079</b>         |

Imports of meat were almost three times higher than exports. Chicken meat and pig meat were the most important import and export items.

# Slovenia

Population 2,021,315  
 Area (km<sup>2</sup>) 20,253  
 GDP per capita \$27,652  
 Percentage of agriculture in GDP 2.4%  
 Date of adhesion to ATP 6 August 1993  
 Number of ATP certificates issued in 2012: N.A.



## Imports of meat

|                                    | Import Quantity (tonnes) | Import Value (1000 \$) |
|------------------------------------|--------------------------|------------------------|
| Bacon and Ham                      | 1,585                    | 12,877                 |
| Bird meat, nes                     | 0                        | 0                      |
| Buffalo meat                       | 0                        | 0                      |
| Cattle meat                        | 4,195                    | 19,229                 |
| Chicken meat                       | 6,957                    | 15,899                 |
| Duck meat                          | 434                      | 1,203                  |
| Fat Liver Prep (Foie Gras)         | 6                        | 60                     |
| Game meat                          | 1,113                    | 6,618                  |
| Goat meat                          | 0                        | 0                      |
| Goose and guinea fowl meat         | 54                       | 236                    |
| Homogen.Meat Prp.                  | 285                      | 1,206                  |
| Horse meat                         | 19                       | 170                    |
| Meat Dried Nes                     | 26                       | 129                    |
| Meat Extracts                      | 1                        | 74                     |
| Meat nes                           | 7                        | 58                     |
| Meat of Beef,Drd, Slted,Smkd       | 10                       | 117                    |
| Meat of Chicken Canned             | 2,070                    | 8,224                  |
| Meat-<br>CattleBoneless(Beef&Veal) | 3,615                    | 19,130                 |
| Pig meat                           | 21,790                   | 58,393                 |
| Pork                               | 19,176                   | 61,608                 |
| Prep of Pig Meat                   | 2,464                    | 13,629                 |
| Preparations of Beef Meat          | 694                      | 3,385                  |
| Prepared Meat Nes                  | 100                      | 522                    |
| Rabbit meat                        | 85                       | 532                    |
| Sausages of Pig Meat               | 2,989                    | 15,612                 |
| Sheep meat                         | 72                       | 697                    |
| Turkey meat                        | 3,984                    | 18,795                 |
| <b>Total imports</b>               | <b>71,731</b>            | <b>258,403</b>         |

## Exports of meat

|                                    | Export Quantity (tonnes) | Export Value (1000 \$) |
|------------------------------------|--------------------------|------------------------|
| Bacon and Ham                      | 712                      | 6,436                  |
| Buffalo meat                       | 0                        | 0                      |
| Cattle meat                        | 3,333                    | 15,336                 |
| Chicken meat                       | 15,170                   | 36,175                 |
| Duck meat                          | 163                      | 450                    |
| Fat Liver Prep (Foie Gras)         | 0                        | 3                      |
| Game meat                          | 636                      | 7,838                  |
| Goose and guinea fowl meat         | 17                       | 71                     |
| Homogen.Meat Prp.                  | 246                      | 1,603                  |
| Horse meat                         | 0                        | 0                      |
| Meat Dried Nes                     | 0                        | 0                      |
| Meat Extracts                      | 2                        | 76                     |
| Meat nes                           | 7                        | 50                     |
| Meat of Beef,Drd, Slted,Smkd       | 21                       | 262                    |
| Meat of Chicken Canned             | 6,170                    | 32,749                 |
| Meat-<br>CattleBoneless(Beef&Veal) | 1,081                    | 4,971                  |
| Pig meat                           | 1,124                    | 4,294                  |
| Pork                               | 1,608                    | 3,368                  |
| Prep of Pig Meat                   | 234                      | 1,291                  |
| Preparations of Beef Meat          | 138                      | 1,135                  |
| Prepared Meat Nes                  | 12                       | 134                    |
| Rabbit meat                        | 0                        | 0                      |
| Sausages of Pig Meat               | 11,377                   | 29,273                 |
| Sheep meat                         | 33                       | 265                    |
| Turkey meat                        | 577                      | 1,761                  |
| <b>Total exports</b>               | <b>42,661</b>            | <b>147,541</b>         |

Slovenia imported almost twice as much meat as it exported. Pig meat and pork made up over half of all imports

# Spain

Population 45,908,594  
 Area (km<sup>2</sup>) 505,992  
 GDP per capita \$32,391  
 Percentage of agriculture in GDP 2.6%  
 Date of adhesion to ATP 24 April 1972  
 Number of ATP certificates issued in 2012: 33,155



## Imports of meat

|                                    | Import Quantity (tonnes) | Import Value (1000 \$) |
|------------------------------------|--------------------------|------------------------|
| Bacon and Ham                      | 2,743                    | 21,073                 |
| Bird meat, nes                     | 68                       | 307                    |
| Cattle meat                        | 36,162                   | 161,840                |
| Chicken meat                       | 97,176                   | 261,784                |
| Duck meat                          | 4,371                    | 13,529                 |
| Fat Liver Prep (Foie Gras)         | 920                      | 12,634                 |
| Game meat                          | 326                      | 1,997                  |
| Goat meat                          | 371                      | 2,001                  |
| Goose and guinea fowl meat         | 196                      | 674                    |
| Homogen.Meat Prp.                  | 2,924                    | 12,942                 |
| Horse meat                         | 142                      | 627                    |
| Meat Dried Nes                     | 28,385                   | 17,758                 |
| Meat Extracts                      | 686                      | 7,022                  |
| Meat nes                           | 175                      | 724                    |
| Meat of Beef,Drd, Slted,Smkd       | 357                      | 3,113                  |
| Meat of Chicken Canned             | 31,280                   | 128,475                |
| Meat-<br>CattleBoneless(Beef&Veal) | 87,294                   | 590,111                |
| Pig meat                           | 48,347                   | 94,609                 |
| Pork                               | 31,034                   | 85,234                 |
| Prep of Pig Meat                   | 10,335                   | 48,452                 |
| Preparations of Beef Meat          | 5,672                    | 16,351                 |
| Prepared Meat Nes                  | 1,539                    | 3,808                  |
| Rabbit meat                        | 479                      | 2,462                  |
| Sausages of Pig Meat               | 16,047                   | 68,084                 |
| Sheep meat                         | 13,370                   | 80,336                 |
| Turkey meat                        | 20,156                   | 49,526                 |
| <b>Total imports</b>               | <b>440,555</b>           | <b>1,685,473</b>       |

## Exports of meat

|                                    | Export Quantity (tonnes) | Export Value (1000 \$) |
|------------------------------------|--------------------------|------------------------|
| Bacon and Ham                      | 33,276                   | 320,830                |
| Bird meat, nes                     | 271                      | 1,465                  |
| Cattle meat                        | 77,945                   | 320,961                |
| Chicken meat                       | 95,609                   | 158,339                |
| Duck meat                          | 89                       | 241                    |
| Fat Liver Prep (Foie Gras)         | 74                       | 1,041                  |
| Game meat                          | 2,264                    | 16,533                 |
| Goat meat                          | 471                      | 3,191                  |
| Goose and guinea fowl meat         | 0                        | 1                      |
| Homogen.Meat Prp.                  | 4,913                    | 30,865                 |
| Horse meat                         | 625                      | 2,278                  |
| Meat Dried Nes                     | 2,995                    | 2,625                  |
| Meat Extracts                      | 306                      | 6,383                  |
| Meat nes                           | 1,784                    | 10,960                 |
| Meat of Beef,Drd, Slted,Smkd       | 451                      | 1,943                  |
| Meat of Chicken Canned             | 8,884                    | 32,784                 |
| Meat-<br>CattleBoneless(Beef&Veal) | 38,796                   | 154,017                |
| Pig meat                           | 404,865                  | 1,012,768              |
| Pork                               | 474,164                  | 1,309,129              |
| Prep of Pig Meat                   | 21,672                   | 103,051                |
| Preparations of Beef Meat          | 2,376                    | 5,866                  |
| Prepared Meat Nes                  | 558                      | 3,345                  |
| Rabbit meat                        | 3,900                    | 17,534                 |
| Sausages of Pig Meat               | 56,691                   | 275,643                |
| Sheep meat                         | 26,642                   | 137,705                |
| Turkey meat                        | 23,420                   | 59,161                 |
| <b>Total exports</b>               | <b>1,283,041</b>         | <b>3,988,659</b>       |

Exports of meat exceeded imports by more than twice. Pig meat and pork were the biggest export items. Spain imported as much chicken as it exported.

# Sweden

Population 9,928,515  
 Area (km<sup>2</sup>) 449,964  
 GDP per capita \$37,154  
 Percentage of agriculture in GDP 1.8%  
 Date of adhesion to ATP 13 December 1978  
 Number of ATP certificates issued in 2012: 497



## Imports of meat

|                                    | Import Quantity (tonnes) | Import Value (1000 \$) |
|------------------------------------|--------------------------|------------------------|
| Bacon and Ham                      | 5,404                    | 40,174                 |
| Bird meat, nes                     | 7                        | 50                     |
| Cattle meat                        | 1,217                    | 7,980                  |
| Chicken meat                       | 36,850                   | 161,725                |
| Duck meat                          | 312                      | 1,414                  |
| Fat Liver Prep (Foie Gras)         | 16                       | 211                    |
| Game meat                          | 1,840                    | 12,724                 |
| Goat meat                          | 0                        | 0                      |
| Goose and guinea fowl meat         | 82                       | 438                    |
| Homogen.Meat Prp.                  | 128                      | 723                    |
| Horse meat                         | 359                      | 1,294                  |
| Meat Dried Nes                     | 1,181                    | 5,164                  |
| Meat Extracts                      | 430                      | 1,972                  |
| Meat nes                           | 818                      | 5,720                  |
| Meat of Beef,Drd, Slted,Smkd       | 304                      | 3,388                  |
| Meat of Chicken Canned             | 17,543                   | 87,743                 |
| Meat-<br>CattleBoneless(Beef&Veal) | 70,586                   | 361,837                |
| Pig meat                           | 29,819                   | 122,212                |
| Pork                               | 52,484                   | 240,940                |
| Prep of Pig Meat                   | 8,670                    | 48,443                 |
| Preparations of Beef Meat          | 8,888                    | 41,969                 |
| Prepared Meat Nes                  | 395                      | 2,290                  |
| Rabbit meat                        | 12                       | 148                    |
| Sausages of Pig Meat               | 15,776                   | 94,944                 |
| Sheep meat                         | 7,032                    | 47,627                 |
| Turkey meat                        | 2,452                    | 10,929                 |
| <b>Total imports</b>               | <b>262,605</b>           | <b>1,302,059</b>       |

## Exports of meat


|                                    | Export Quantity (tonnes) | Export Value (1000 \$) |
|------------------------------------|--------------------------|------------------------|
| Bacon and Ham                      | 1,114                    | 4,211                  |
| Bird meat, nes                     | 0                        | 0                      |
| Cattle meat                        | 133                      | 1,291                  |
| Chicken meat                       | 10,759                   | 17,504                 |
| Duck meat                          | 3                        | 17                     |
| Fat Liver Prep (Foie Gras)         | 0                        | 6                      |
| Game meat                          | 226                      | 3,300                  |
| Goose and guinea fowl meat         | 11                       | 0                      |
| Homogen.Meat Prp.                  | 21                       | 170                    |
| Horse meat                         | 28                       | 217                    |
| Meat Dried Nes                     | 320                      | 79                     |
| Meat Extracts                      | 60                       | 3,022                  |
| Meat nes                           | 411                      | 424                    |
| Meat of Beef,Drd, Slted,Smkd       | 107                      | 5,950                  |
| Meat of Chicken Canned             | 5,150                    | 1,189                  |
| Meat-<br>CattleBoneless(Beef&Veal) | 871                      | 19,133                 |
| Pig meat                           | 13,009                   | 6,666                  |
| Pork                               | 12,658                   | 25,833                 |
| Prep of Pig Meat                   | 4,397                    | 38,154                 |
| Preparations of Beef Meat          | 14,000                   | 24,088                 |
| Prepared Meat Nes                  | 892                      | 61,204                 |
| Rabbit meat                        | 0                        | 5,947                  |
| Sausages of Pig Meat               | 4,699                    | 23,730                 |
| Sheep meat                         | 164                      | 1,316                  |
| Turkey meat                        | 123                      | 606                    |
| <b>Total exports</b>               | <b>69,156</b>            | <b>244,057</b>         |

Sweden imported four times more meat than it exported. The biggest import items were chicken meat, boneless cattle meat and pork.



# Switzerland

Population 7,647,675  
 Area (km<sup>2</sup>) 41,285  
 GDP per capita \$45,353  
 Percentage of agriculture in GDP 1.2%  
 Date of adhesion to ATP Not a Contracting Party  
 Number of ATP certificates issued in 2012 : N.A.



## Imports of meat

|                                    | Import Quantity (tonnes) | Import Value (1000 \$) |
|------------------------------------|--------------------------|------------------------|
| Bacon and Ham                      | 2,261                    | 37,818                 |
| Cattle meat                        | 7,625                    | 32,054                 |
| Chicken meat                       | 34,916                   | 115,399                |
| Duck meat                          | 892                      | 3,753                  |
| Fat Liver Prep (Foie Gras)         | 182                      | 6,096                  |
| Game meat                          | 4,417                    | 63,051                 |
| Goat meat                          | 304                      | 3,770                  |
| Goose and guinea fowl meat         | 1,335                    | 15,054                 |
| Homogen.Meat Prp.                  | 41                       | 359                    |
| Horse meat                         | 4,872                    | 47,840                 |
| Meat Dried Nes                     | 305                      | 3,552                  |
| Meat Extracts                      | 816                      | 16,157                 |
| Meat nes                           | 115                      | 1,105                  |
| Meat of Beef,Drd, Sld,Smkd         | 493                      | 12,209                 |
| Meat of Chicken Canned             | 5,749                    | 35,753                 |
| Meat-<br>CattleBoneless(Beef&Veal) | 8,909                    | 125,440                |
| Pig meat                           | 3,162                    | 8,683                  |
| Pork                               | 2,217                    | 11,362                 |
| Prep of Pig Meat                   | 800                      | 11,251                 |
| Preparations of Beef Meat          | 2,515                    | 27,841                 |
| Prepared Meat Nes                  | 93                       | 1,131                  |
| Rabbit meat                        | 1,849                    | 13,376                 |
| Sausages of Pig Meat               | 4,863                    | 68,236                 |
| Sheep meat                         | 5,750                    | 98,928                 |
| Turkey meat                        | 10,124                   | 47,437                 |
| <b>Total imports</b>               | <b>104,605</b>           | <b>807,655</b>         |

## Exports of meat

|                                    | Export Quantity (tonnes) | Export Value (1000 \$) |
|------------------------------------|--------------------------|------------------------|
| Bacon and Ham                      | 45                       | 759                    |
| Cattle meat                        | 4                        | 8                      |
| Chicken meat                       | 172                      | 628                    |
| Duck meat                          | 0                        | 0                      |
| Fat Liver Prep (Foie Gras)         | 0                        | 2                      |
| Game meat                          | 28                       | 417                    |
| Goose and guinea fowl meat         | 0                        | 0                      |
| Homogen.Meat Prp.                  | 0                        | 0                      |
| Horse meat                         | 0                        | 1                      |
| Meat Dried Nes                     | 1                        | 30                     |
| Meat Extracts                      | 88                       | 2,507                  |
| Meat nes                           | 0                        | 7                      |
| Meat of Beef,Drd, Slted,Smkd       | 1,833                    | 48,882                 |
| Meat of Chicken Canned             | 59                       | 608                    |
| Meat-<br>CattleBoneless(Beef&Veal) | 17                       | 296                    |
| Pig meat                           | 9                        | 51                     |
| Pork                               | 224                      | 1,728                  |
| Prep of Pig Meat                   | 109                      | 669                    |
| Preparations of Beef Meat          | 43                       | 688                    |
| Prepared Meat Nes                  | 1                        | 24                     |
| Rabbit meat                        | 0                        | 0                      |
| Sausages of Pig Meat               | 236                      | 2,548                  |
| Sheep meat                         | 32                       | 142                    |
| Turkey meat                        | 1                        | 14                     |
| <b>Total exports</b>               | <b>2,902</b>             | <b>60,009</b>          |

Switzerland's imports of meat were more than thirty times larger than its exports. Chicken meat accounted for one third of all imports of meat.

# Tajikistan

Population 7,373,800  
 Area (km<sup>2</sup>) 143,100  
 GDP per capita \$1,835  
 Percentage of agriculture in GDP 20.6%  
 Date of adhesion to ATP 28 December 2011  
 Number of ATP certificates issued in 2012: N.A.



## Imports of meat

|                           | Import Quantity (tonnes) | Import Value (1000 \$) |
|---------------------------|--------------------------|------------------------|
| Cattle meat               | 0                        | 0                      |
| Chicken meat              | 23,568                   | 23,022                 |
| Pig meat                  | 900                      | 800                    |
| Preparations of Beef Meat | 588                      | 1,511                  |
| Sausages of Pig Meat      | 3,536                    | 5,430                  |
| <b>Total imports</b>      | <b>28,592</b>            | <b>30,763</b>          |

No data is available for exports of meat from Tajikistan. Chicken meat was the biggest import item.



# Former Yugoslav Republic of Macedonia

Population 2,050,671  
 Area (km<sup>2</sup>) 25,713  
 GDP per capita \$11,170  
 Percentage of agriculture in GDP 11.2%  
 Date of adhesion to ATP 20 December 1999  
 Number of ATP certificates issued in 2012: N.A.



## Imports of meat

|                                    | Import Quantity (tonnes) | Import Value (1000 \$) |
|------------------------------------|--------------------------|------------------------|
| Bacon and Ham                      | 208                      | 1,463                  |
| Bird meat, nes                     | 0                        | 0                      |
| Cattle meat                        | 9,306                    | 33,723                 |
| Chicken meat                       | 25,992                   | 41,424                 |
| Duck meat                          | 25                       | 47                     |
| Homogen.Meat Prp.                  | 89                       | 510                    |
| Horse meat                         | 3                        | 7                      |
| Meat Dried Nes                     | 26                       | 118                    |
| Meat Extracts                      | 0                        | 0                      |
| Meat nes                           | 95                       | 683                    |
| Meat of Beef,Drd, Slted,Smkd       | 15                       | 283                    |
| Meat of Chicken Canned             | 4,163                    | 10,851                 |
| Meat-<br>CattleBoneless(Beef&Veal) | 2,485                    | 8,676                  |
| Pig meat                           | 6,113                    | 18,115                 |
| Pork                               | 3,239                    | 8,653                  |
| Prep of Pig Meat                   | 1,204                    | 5,169                  |
| Preparations of Beef Meat          | 347                      | 1,544                  |
| Prepared Meat Nes                  | 283                      | 717                    |
| Sausage Beef&Veal                  | 0                        | 0                      |
| Sausages of Pig Meat               | 5,349                    | 19,500                 |
| Sheep meat                         | 13                       | 84                     |
| Turkey meat                        | 716                      | 1,810                  |
| <b>Total imports</b>               | <b>59,671</b>            | <b>153,377</b>         |

## Exports of meat

|                                    | Export Quantity (tonnes) | Export Value (1000 \$) |
|------------------------------------|--------------------------|------------------------|
| Bacon and Ham                      | 661                      | 4,278                  |
| Cattle meat                        | 0                        | 0                      |
| Chicken meat                       | 49                       | 47                     |
| Goat meat                          | 1                        | 7                      |
| Homogen.Meat Prp.                  | 1                        | 4                      |
| Meat Dried Nes                     | 1                        | 6                      |
| Meat of Beef,Drd, Sld,Smkd         | 7                        | 84                     |
| Meat of Chicken Canned             | 80                       | 405                    |
| Meat-<br>CattleBoneless(Beef&Veal) | 12                       | 55                     |
| Pig meat                           | 336                      | 1,044                  |
| Pork                               | 0                        | 0                      |
| Prep of Pig Meat                   | 252                      | 1,071                  |
| Preparations of Beef Meat          | 16                       | 56                     |
| Prepared Meat Nes                  | 0                        | 0                      |
| Sausage Beef&Veal                  | 0                        | 0                      |
| Sausages of Pig Meat               | 3,407                    | 8,709                  |
| Sheep meat                         | 2,495                    | 16,123                 |
| Turkey meat                        | 0                        | 0                      |
| <b>Total exports</b>               | <b>7,318</b>             | <b>31,889</b>          |

Imports of meat exceeded exports by some eight times. Almost half of all imports were chicken meat.

# Turkey

Population 72,039,206  
 Area (km<sup>2</sup>) 774,815  
 GDP per capita \$14,164  
 Percentage of agriculture in GDP 9.1%  
 Date of adhesion to ATP 21 December 2012  
 Number of ATP certificates issued in 2012: N.A.



## Imports of meat

|                                    | Import Quantity (tonnes) | Import Value (1000 \$) |
|------------------------------------|--------------------------|------------------------|
| Bacon and Ham                      | 0                        | 0                      |
| Cattle meat                        | 50,658                   | 249,257                |
| Chicken meat                       | 446                      | 745                    |
| Duck meat                          | 35                       | 118                    |
| Fat Liver Prep (Foie Gras)         | 0                        | 0                      |
| Homogen.Meat Prp.                  | 0                        | 0                      |
| Meat Dried Nes                     | 0                        | 0                      |
| Meat Extracts                      | 33                       | 84                     |
| Meat nes                           | 11                       | 54                     |
| Meat of Beef,Drd, Slted,Smkd       | 0                        | 0                      |
| Meat of Chicken Canned             | 17                       | 58                     |
| Meat-<br>CattleBoneless(Beef&Veal) | 0                        | 0                      |
| Pig meat                           | 0                        | 0                      |
| Pork                               | 0                        | 0                      |
| Prep of Pig Meat                   | 189                      | 442                    |
| Preparations of Beef Meat          | 31                       | 259                    |
| Prepared Meat Nes                  | 0                        | 0                      |
| Rabbit meat                        | 0                        | 0                      |
| Sausages of Pig Meat               | 135                      | 219                    |
| Sheep meat                         | 0                        | 0                      |
| Turkey meat                        | 0                        | 0                      |
| <b>Total imports</b>               | <b>51,555</b>            | <b>251,236</b>         |

## Exports of meat

|                                    | Export Quantity (tonnes) | Export Value (1000 \$) |
|------------------------------------|--------------------------|------------------------|
| Bacon and Ham                      | 0                        | 0                      |
| Cattle meat                        | 21                       | 237                    |
| Chicken meat                       | 138,395                  | 202,257                |
| Duck meat                          | 7                        | 5                      |
| Fat Liver Prep (Foie Gras)         | 0                        | 0                      |
| Goat meat                          | 0                        | 0                      |
| Homogen.Meat Prp.                  | 0                        | 3                      |
| Horse meat                         | 0                        | 0                      |
| Meat Dried Nes                     | 175                      | 294                    |
| Meat Extracts                      | 308                      | 291                    |
| Meat nes                           | 175                      | 2,167                  |
| Meat of Beef,Drd, Slted,Smkd       | 1                        | 18                     |
| Meat of Chicken Canned             | 2,345                    | 7,580                  |
| Meat-<br>CattleBoneless(Beef&Veal) | 45                       | 604                    |
| Pig meat                           | 0                        | 0                      |
| Pork                               | 0                        | 0                      |
| Prep of Pig Meat                   | 0                        | 0                      |
| Preparations of Beef Meat          | 262                      | 1,696                  |
| Prepared Meat Nes                  | 4                        | 27                     |
| Sausages of Pig Meat               | 9,390                    | 16,881                 |
| Sheep meat                         | 3                        | 35                     |
| Turkey meat                        | 953                      | 1,025                  |
| <b>Total exports</b>               | <b>152,084</b>           | <b>233,120</b>         |

Turkey had relatively low imports and exports of meat. Chicken meat accounted for over 90% of the exports whereas the imports were almost exclusively of cattle meat.



# Turkmenistan

Population 5,362,703  
 Area (km<sup>2</sup>) 488,100  
 GDP per capita \$6,361  
 Percentage of agriculture in GDP N.A  
 Date of adhesion to ATP Not a Contracting Party  
 Number of ATP certificates issued in 2012: N.A.



## Imports of meat

|                           | Import Quantity (tonnes) | Import Value (1000 \$) |
|---------------------------|--------------------------|------------------------|
| Cattle meat               | 0                        | 0                      |
| Chicken meat              | 2,000                    | 2,018                  |
| Meat Dried Nes            | 0                        | 0                      |
| Pig meat                  | 0                        | 0                      |
| Preparations of Beef Meat | 90                       | 130                    |
| Sausages of Pig Meat      | 1,145                    | 890                    |
| Sheep meat                | 0                        | 0                      |
| <b>Total imports</b>      | <b>3,235</b>             | <b>3,038</b>           |

No data is available for exports of meat from Turkmenistan. Imports were relatively small at 3 thousand tonnes, including 2 thousand tonnes of chicken meat.



# Ukraine

Population 46,077,834  
 Area (km<sup>2</sup>) 603,700  
 GDP per capita \$6,325  
 Percentage of agriculture in GDP 7.7%  
 Date of adhesion to ATP 25 July 2007  
 Number of ATP certificates issued in 2012 : N.A.



## Imports of meat

|                                    | Import Quantity (tonnes) | Import Value (1000 \$) |
|------------------------------------|--------------------------|------------------------|
| Bacon and Ham                      | 0                        | 1                      |
| Cattle meat                        | 0                        | 4                      |
| Chicken meat                       | 122,834                  | 136,023                |
| Duck meat                          | 16                       | 36                     |
| Goose and guinea fowl meat         | 0                        | 0                      |
| Homogen.Meat Prp.                  | 171                      | 750                    |
| Meat Dried Nes                     | 0                        | 0                      |
| Meat Extracts                      | 0                        | 0                      |
| Meat nes                           | 0                        | 1                      |
| Meat of Beef,Drd, Slted,Smkd       | 0                        | 0                      |
| Meat of Chicken Canned             | 968                      | 3,557                  |
| Meat-<br>CattleBoneless(Beef&Veal) | 2,382                    | 4,534                  |
| Pig meat                           | 34,451                   | 61,445                 |
| Pork                               | 54,730                   | 99,937                 |
| Prep of Pig Meat                   | 3,091                    | 7,111                  |
| Preparations of Beef Meat          | 27                       | 84                     |
| Prepared Meat Nes                  | 7                        | 19                     |
| Rabbit meat                        | 0                        | 0                      |
| Sausages of Pig Meat               | 554                      | 1,601                  |
| Sheep meat                         | 3                        | 57                     |
| Turkey meat                        | 9,216                    | 12,478                 |
| <b>Total imports</b>               | <b>228,450</b>           | <b>327,638</b>         |

## Exports of meat

|                                    | Export Quantity (tonnes) | Export Value (1000 \$) |
|------------------------------------|--------------------------|------------------------|
| Bacon and Ham                      | 9                        | 137                    |
| Cattle meat                        | 13,054                   | 44,281                 |
| Chicken meat                       | 26,877                   | 33,296                 |
| Duck meat                          | 78                       | 247                    |
| Fat Liver Prep (Foie Gras)         | 0                        | 0                      |
| Homogen.Meat Prp.                  | 0                        | 0                      |
| Horse meat                         | 0                        | 0                      |
| Meat Dried Nes                     | 4                        | 13                     |
| Meat Extracts                      | 0                        | 0                      |
| Meat nes                           | 0                        | 0                      |
| Meat of Beef,Drd, Slted,Smkd       | 4                        | 44                     |
| Meat of Chicken Canned             | 148                      | 578                    |
| Meat-<br>CattleBoneless(Beef&Veal) | 9                        | 87                     |
| Pig meat                           | 5                        | 37                     |
| Pork                               | 96                       | 522                    |
| Prep of Pig Meat                   | 53                       | 262                    |
| Preparations of Beef Meat          | 243                      | 1,260                  |
| Prepared Meat Nes                  | 6                        | 10                     |
| Sausages of Pig Meat               | 172                      | 862                    |
| Sheep meat                         | 1                        | 9                      |
| Turkey meat                        | 0                        | 0                      |
| <b>Total exports</b>               | <b>40,759</b>            | <b>81,645</b>          |

Imports of meat were five times larger than exports. Half of all imports and exports were made up of chicken meat.

# United Kingdom

Population 61,801,570  
 Area (km<sup>2</sup>) 242,910  
 GDP per capita \$35,249  
 Percentage of agriculture in GDP 0.7%  
 Date of adhesion to ATP 5 October 1979  
 Number of ATP certificates issued in 2012: 1,916



## Imports of meat

|                                    | Import Quantity (tonnes) | Import Value (1000 \$) |
|------------------------------------|--------------------------|------------------------|
| Bacon and Ham                      | 312,598                  | 1,111,619              |
| Bird meat, nes                     | 105                      | 1,156                  |
| Cattle meat                        | 67,588                   | 259,089                |
| Chicken meat                       | 342,373                  | 1,324,905              |
| Duck meat                          | 7,148                    | 23,237                 |
| Fat Liver Prep (Foie Gras)         | 502                      | 4,180                  |
| Game meat                          | 1,398                    | 8,798                  |
| Goat meat                          | 1,030                    | 5,284                  |
| Goose and guinea fowl meat         | 908                      | 4,436                  |
| Homogen.Meat Prp.                  | 2,424                    | 15,488                 |
| Horse meat                         | 0                        | 0                      |
| Meat Dried Nes                     | 37,091                   | 120,291                |
| Meat Extracts                      | 2,627                    | 8,921                  |
| Meat nes                           | 405                      | 3,018                  |
| Meat of Beef,Drd, Slted,Smkd       | 869                      | 7,191                  |
| Meat of Chicken Canned             | 250,695                  | 1,041,249              |
| Meat-<br>CattleBoneless(Beef&Veal) | 172,161                  | 937,710                |
| Pig meat                           | 125,100                  | 294,820                |
| Pork                               | 238,035                  | 721,142                |
| Prep of Pig Meat                   | 91,688                   | 411,078                |
| Preparations of Beef Meat          | 81,432                   | 308,077                |
| Prepared Meat Nes                  | 5,634                    | 28,116                 |
| Rabbit meat                        | 40                       | 299                    |
| Sausages of Pig Meat               | 81,580                   | 399,750                |
| Sheep meat                         | 100,677                  | 589,232                |
| Turkey meat                        | 24,095                   | 104,442                |
| <b>Total imports</b>               | <b>1,948,203</b>         | <b>7,733,528</b>       |

## Exports of meat

|                              | Export Quantity (tonnes) | Export Value (1000 \$) |
|------------------------------|--------------------------|------------------------|
| Bacon and Ham                | 24,493                   | 68,948                 |
| Bird meat, nes               | 24                       | 211                    |
| Cattle meat                  | 54,367                   | 160,366                |
| Chicken meat                 | 215,292                  | 306,723                |
| Duck meat                    | 4,694                    | 15,328                 |
| Fat Liver Prep (Foie Gras)   | 15                       | 46                     |
| Game meat                    | 1,029                    | 5,813                  |
| Goat meat                    | 649                      | 2,593                  |
| Goose and guinea fowl meat   | 23                       | 151                    |
| Homogen.Meat Prp.            | 357                      | 1,541                  |
| Horse meat                   | 2,827                    | 7,564                  |
| Meat Dried Nes               | 5,740                    | 19,553                 |
| Meat Extracts                | 531                      | 4,119                  |
| Meat nes                     | 2,236                    | 14,022                 |
| Meat of Beef,Drd, Slted,Smkd | 49                       | 545                    |
| Meat of Chicken Canned       | 38,351                   | 195,629                |
| Meat-                        |                          |                        |
| CattleBoneless(Beef&Veal)    | 55,384                   | 349,803                |
| Pig meat                     | 66,448                   | 100,495                |
| Pork                         | 64,888                   | 130,120                |
| Prep of Pig Meat             | 14,341                   | 55,024                 |
| Preparations of Beef Meat    | 8,111                    | 38,874                 |
| Prepared Meat Nes            | 1,182                    | 7,009                  |
| Rabbit meat                  | 1                        | 6                      |
| Sausages of Pig Meat         | 7,183                    | 23,077                 |
| Sheep meat                   | 88,943                   | 494,540                |
| Turkey meat                  | 27,253                   | 59,768                 |
| <b>Total exports</b>         | <b>684,411</b>           | <b>2,061,868</b>       |

The United Kingdom imported three times more meat than it exported. The biggest import items were bacon and ham and chicken meat.

# United States of America

Population 304,059,724  
 Area (km<sup>2</sup>) 9,629,090  
 GDP per capita \$45,918  
 Percentage of agriculture in GDP N.A.  
 Date of adhesion to ATP 20 January 1988  
 Number of ATP certificates issued in 2012 : N.A.



## Imports of meat

|                                    | Import Quantity (tonnes) | Import Value (1000 \$) |
|------------------------------------|--------------------------|------------------------|
| Bacon and Ham                      | 26,299                   | 147,742                |
| Bird meat, nes                     | 359                      | 2,329                  |
| Cattle meat                        | 53,574                   | 232,864                |
| Chicken meat                       | 50,190                   | 146,254                |
| Duck meat                          | 832                      | 3,679                  |
| Fat Liver Prep (Foie Gras)         | 1                        | 7                      |
| Game meat                          | 4,963                    | 29,945                 |
| Goat meat                          | 13,405                   | 61,151                 |
| Homogen.Meat Prp.                  | 20                       | 66                     |
| Horse meat                         | 526                      | 849                    |
| Meat Dried Nes                     | 69                       | 457                    |
| Meat Extracts                      | 161                      | 3,038                  |
| Meat nes                           | 387                      | 3,136                  |
| Meat of Beef,Drd, Sld,Smkd         | 276                      | 2,182                  |
| Meat of Chicken Canned             | 20,474                   | 92,662                 |
| Meat-<br>CattleBoneless(Beef&Veal) | 681,196                  | 2,472,086              |
| Pig meat                           | 313,661                  | 923,996                |
| Prep of Pig Meat                   | 27,565                   | 132,894                |
| Preparations of Beef Meat          | 33,613                   | 217,293                |
| Prepared Meat Nes                  | 183                      | 1,172                  |
| Rabbit meat                        | 1,029                    | 3,916                  |
| Sausage Beef&Veal                  | 6,675                    | 14,715                 |
| Sausages of Pig Meat               | 4,946                    | 30,739                 |
| Sheep meat                         | 67,365                   | 529,992                |
| Turkey meat                        | 11,415                   | 23,332                 |
| <b>Total imports</b>               | <b>1,319,184</b>         | <b>5,076,496</b>       |

## Exports of meat

|                                    | Export Quantity (tonnes) | Export Value (1000 \$) |
|------------------------------------|--------------------------|------------------------|
| Bacon and Ham                      | 139,125                  | 301,121                |
| Cattle meat                        | 97,007                   | 525,199                |
| Chicken meat                       | 3,297,309                | 3,407,812              |
| Duck meat                          | 6,733                    | 15,683                 |
| Game meat                          | 190                      | 772                    |
| Goat meat                          | 313                      | 983                    |
| Homogen.Meat Prp.                  | 1,132                    | 3,741                  |
| Horse meat                         | 55                       | 128                    |
| Meat Dried Nes                     | 2,181                    | 8,517                  |
| Meat Extracts                      | 2,263                    | 9,369                  |
| Meat nes                           | 908                      | 3,435                  |
| Meat of Beef,Drd, Slted,Smkd       | 2,135                    | 8,375                  |
| Meat of Chicken Canned             | 133,070                  | 298,333                |
| Meat-<br>CattleBoneless(Beef&Veal) | 629,750                  | 2,871,916              |
| Pig meat                           | 1,240,779                | 3,531,197              |
| Prep of Pig Meat                   | 61,622                   | 263,261                |
| Preparations of Beef Meat          | 32,187                   | 140,677                |
| Prepared Meat Nes                  | 1,412                    | 4,831                  |
| Rabbit meat                        | 73                       | 246                    |
| Sausages of Pig Meat               | 137,640                  | 484,671                |
| Sheep meat                         | 8,287                    | 18,474                 |
| Turkey meat                        | 239,950                  | 400,993                |
| <b>Total exports</b>               | <b>6,034,121</b>         | <b>12,299,734</b>      |

The United States exported over four times as much meat as it imported. The biggest import items were boneless cattle meat and pig meat. Over half of all exports were of chicken meat.



# Uzbekistan

Population 28,171,470  
 Area (km<sup>2</sup>) 447,400  
 GDP per capita \$2,851  
 Percentage of agriculture in GDP N.A.  
 Date of adhesion to ATP 11 January 1999  
 Number of ATP certificates issued in 2012 : N.A.



## Imports of meat


|                           | Import Quantity (tonnes) | Import Value (1000 \$) |
|---------------------------|--------------------------|------------------------|
| Buffalo meat              | 577                      | 1,631                  |
| Cattle meat               | 8                        | 26                     |
| Chicken meat              | 4,758                    | 3,398                  |
| Homogen.Meat Prp.         | 0                        | 0                      |
| Meat of Chicken Canned    | 2                        | 10                     |
| Pig meat                  | 1,249                    | 2,239                  |
| Pork                      | 60                       | 140                    |
| Prep of Pig Meat          | 0                        | 3                      |
| Preparations of Beef Meat | 82                       | 245                    |
| Prepared Meat Nes         | 0                        | 0                      |
| Sausages of Pig Meat      | 28                       | 95                     |
| Sheep meat                | 4                        | 17                     |
| Turkey meat               | 430                      | 215                    |
| <b>Total imports</b>      | <b>7,198</b>             | <b>8,019</b>           |

No data is available for exports of meat from Uzbekistan. Chicken meat made up over half of all imports.



# Morocco

Population  
 Area (km<sup>2</sup>)  
 GDP per capita  
 Percentage of agriculture in GDP  
 Date of adhesion to ATP 5 March 1981  
 Number of ATP certificates issued in 2012 : N.A.



## Imports of meat

|                                    | Import Quantity (tonnes) | Import Value (1000 \$) |
|------------------------------------|--------------------------|------------------------|
| Bacon and Ham                      | 13                       | 95                     |
| Cattle meat                        | 3,855                    | 15,246                 |
| Chicken meat                       | 364                      | 820                    |
| Duck meat                          | 0                        | 0                      |
| Fat Liver Prep (Foie Gras)         | 5                        | 173                    |
| Homogen.Meat Prp.                  | 0                        | 0                      |
| Horse meat                         | 0                        | 0                      |
| Meat Dried Nes                     | 1                        | 20                     |
| Meat Extracts                      | 0                        | 0                      |
| Meat nes                           | 0                        | 1                      |
| Meat of Beef,Drd, Slted,Smkd       | 0                        | 0                      |
| Meat of Chicken Canned             | 1,029                    | 3,484                  |
| Meat-<br>CattleBoneless(Beef&Veal) | 1,579                    | 6,780                  |
| Pig meat                           | 81                       | 152                    |
| Pork                               | 6                        | 46                     |
| Prep of Pig Meat                   | 80                       | 580                    |
| Preparations of Beef Meat          | 123                      | 594                    |
| Prepared Meat Nes                  | 1                        | 4                      |
| Sausage Beef&Veal                  | 51                       | 276                    |
| Sausages of Pig Meat               | 0                        | 0                      |
| Sheep meat                         | 49                       | 243                    |
| Turkey meat                        | 1,656                    | 928                    |
| <b>Total imports</b>               | <b>8,893</b>             | <b>29,442</b>          |

## Exports of meat

|                                    | Export Quantity (tonnes) | Export Value (1000 \$) |
|------------------------------------|--------------------------|------------------------|
| Bacon and Ham                      | 5                        | 19                     |
| Cattle meat                        | 1                        | 5                      |
| Chicken meat                       | 34                       | 103                    |
| Duck meat                          | 0                        | 0                      |
| Fat Liver Prep (Foie Gras)         | 4                        | 66                     |
| Game meat                          | 0                        | 0                      |
| Goat meat                          | 0                        | 0                      |
| Homogen.Meat Prp.                  | 0                        | 0                      |
| Horse meat                         | 0                        | 0                      |
| Meat Dried Nes                     | 0                        | 0                      |
| Meat Extracts                      | 72                       | 552                    |
| Meat nes                           | 0                        | 0                      |
| Meat of Chicken Canned             | 208                      | 563                    |
| Meat-<br>CattleBoneless(Beef&Veal) | 34                       | 175                    |
| Pig meat                           | 0                        | 0                      |
| Pork                               | 0                        | 0                      |
| Prep of Pig Meat                   | 0                        | 4                      |
| Preparations of Beef Meat          | 1                        | 16                     |
| Prepared Meat Nes                  | 0                        | 0                      |
| Sausage Beef&Veal                  | 174                      | 820                    |
| Sausages of Pig Meat               | 0                        | 0                      |
| Sheep meat                         | 34                       | 212                    |
| Turkey meat                        | 71                       | 144                    |
| <b>Total exports</b>               | <b>638</b>               | <b>2,679</b>           |

Imports of meat exceeded exports by more than ten times. Cattle meat was the largest meat import.

# Tunisia

Population  
 Area (km<sup>2</sup>)  
 GDP per capita  
 Percentage of agriculture in GDP  
 Date of adhesion to ATP 2 April 2007  
 Number of ATP certificates issued in 2012: N.A.



## Imports of meat

|                                    | Import Quantity (tonnes) | Import Value (1000 \$) |
|------------------------------------|--------------------------|------------------------|
| Cattle meat                        | 288                      | 1,268                  |
| Chicken meat                       | 2,599                    | 4,409                  |
| Duck meat                          | 31                       | 242                    |
| Fat Liver Prep (Foie Gras)         | 0                        | 0                      |
| Game meat                          | 0                        | 0                      |
| Goat meat                          | 0                        | 0                      |
| Meat Dried Nes                     | 1                        | 22                     |
| Meat Extracts                      | 0                        | 0                      |
| Meat nes                           | 0                        | 0                      |
| Meat of Beef,Drd, Slted,Smkd       | 0                        | 0                      |
| Meat of Chicken Canned             | 94                       | 267                    |
| Meat-<br>CattleBoneless(Beef&Veal) | 3,206                    | 14,160                 |
| Pig meat                           | 7                        | 20                     |
| Pork                               | 7                        | 21                     |
| Prep of Pig Meat                   | 0                        | 0                      |
| Preparations of Beef Meat          | 0                        | 0                      |
| Prepared Meat Nes                  | 0                        | 0                      |
| Sausage Beef&Veal                  | 0                        | 0                      |
| Sausages of Pig Meat               | 0                        | 0                      |
| Sheep meat                         | 1,406                    | 6,854                  |
| Turkey meat                        | 578                      | 1,923                  |
| <b>Total imports</b>               | <b>8,217</b>             | <b>29,186</b>          |

## Exports of meat

|                                    | Export Quantity (tonnes) | Export Value (1000 \$) |
|------------------------------------|--------------------------|------------------------|
| Cattle meat                        | 0                        | 0                      |
| Chicken meat                       | 2,228                    | 1,352                  |
| Duck meat                          | 0                        | 0                      |
| Fat Liver Prep (Foie Gras)         | 0                        | 0                      |
| Game meat                          | 0                        | 0                      |
| Goat meat                          | 0                        | 0                      |
| Meat Dried Nes                     | 64                       | 39                     |
| Meat Extracts                      | 0                        | 0                      |
| Meat nes                           | 36                       | 292                    |
| Meat of Beef,Drd, Slted,Smkd       | 0                        | 0                      |
| Meat of Chicken Canned             | 0                        | 0                      |
| Meat-<br>CattleBoneless(Beef&Veal) | 0                        | 0                      |
| Pig meat                           | 0                        | 0                      |
| Prep of Pig Meat                   | 0                        | 0                      |
| Preparations of Beef Meat          | 0                        | 0                      |
| Prepared Meat Nes                  | 0                        | 0                      |
| Sausage Beef&Veal                  | 0                        | 0                      |
| Sausages of Pig Meat               | 0                        | 0                      |
| Sheep meat                         | 24                       | 94                     |
| Turkey meat                        | 667                      | 517                    |
| <b>Total exports</b>               | <b>3,019</b>             | <b>2,294</b>           |

Imports of meat exceeded exports by almost three times. Chicken meat, boneless cattle meat and sheep meat were the largest meat imports.