



## Economic and Social Council

Distr.: General  
25 November 2014

Original: English

---

### Economic Commission for Europe

#### Inland Transport Committee

#### Working Party on Customs Questions affecting Transport

##### 139th session

Geneva, 3–6 February 2015

Item 4 (b) (ii) of the provisional agenda

**Customs Convention on the International Transport of Goods  
under Cover of TIR Carnets (TIR Convention, 1975):**

**Revision of the Convention – Preparation of Phase III  
of the TIR revision process**

### **eTIR Reference Model – Version 4.1a**

#### **Note by the secretariat**

#### **Background**

This document presents the reference model for the TIR Procedure Computerization Project in accordance with the United Nations Centre for Trade Facilitation and Electronic Business (UN/CEFACT) Modelling Methodology. The Reference Model will be expanded and refined as the work progresses and as feedback is received from modelling work carried out by the Informal ad hoc Expert Group on Conceptual and Technical Aspects of Computerization of the TIR Procedure (GE.1) and the network of eTIR focal points.

## Contents

	<i>Page</i>
Introduction.....	12
a. Background to the document.....	12
b. Introduction to the reference model .....	25
b.1. Phases and Workflows.....	26
b.2. Step by step approach applied to the UMM.....	27
b.3. Structure and updating of the document .....	28
b.4. Stakeholders responsibility chart .....	29
b.5. Review and validation status .....	30
1. Business domain modelling .....	32
1.1 Vision.....	32
1.1.1 Project title and abbreviation .....	32
1.1.2 Objectives .....	33
1.1.3 Boundary of the eTIR Project .....	33
1.1.3.1 Stakeholders .....	33
1.1.3.2 Information.....	34
1.1.4 Business Opportunity and Problem Statement .....	34
1.1.4.1 Technological developments in international transport, trade and Customs procedures.....	34
1.1.4.2 Efficiency of the TIR Customs transit procedure.....	35
1.1.4.3 The fight against fraudulent activities .....	36
1.1.5 References.....	37
1.1.6 Scope of the project.....	37
1.1.7 Constraints .....	38
1.1.7.1 Technical constraints.....	38
1.1.7.2 Political/legal constraints .....	39
1.1.7.3 Financial / Economic constraints .....	39
1.1.7.4 Other constraints .....	39
1.1.8 Stakeholders' needs .....	39
1.1.8.1 Needs of Customs administrations .....	39
1.1.8.2 Needs of the transport industry .....	40
1.2 TIR procedure domain .....	40
1.2.1 TIR Procedure package diagram .....	40
1.2.2 TIR Procedure package diagram description .....	41
1.3 TIR Carnet life cycle use cases.....	42
1.3.1 Actors of the TIR Carnet life cycle .....	42
1.3.1.1 International organizations and national associations .....	43
1.3.1.2 Competent authorities .....	44

1.3.1.3	TIR Carnet holder .....	45
1.3.1.4	Administrative Committee of the TIR Convention (AC.2) .....	45
1.3.2	TIR Carnet life cycle use case diagram.....	46
1.3.3	TIR Carnet life cycle use case description .....	46
1.3.4	High-level activity diagram of the TIR Carnet life cycle .....	47
1.4	Elaboration of use cases.....	48
1.4.1	Issuance and distribution use case.....	48
1.4.1.1	Issuance and distribution use case diagram.....	48
1.4.1.2	Issuance and distribution use case description .....	48
1.4.1.3	Activity diagram of the issuance and distribution use case .....	50
1.4.2	TIR transport use case.....	51
1.4.2.1	TIR transport use case diagram.....	51
1.4.2.2	TIR transport use case description .....	52
1.4.2.3	Activity diagram of the TIR transport use case.....	54
1.4.2.4	Structured description of activity diagrams of the TIR transport use case .....	55
1.4.3	Return and repository use case.....	56
1.4.3.1	Return and repository use case diagram.....	56
1.4.3.2	Return and repository use case description .....	56
1.4.3.3	Activity diagram of the return and repository use case .....	58
1.4.4	Discharge procedure use case .....	59
1.4.4.1	Discharge procedure use case diagram .....	59
1.4.4.2	Discharge procedure use case description.....	59
1.4.4.3	Activity diagram of the discharge procedure use case .....	60
1.4.4.4	Structured description of the activity diagram of the discharge use case .....	61
1.4.5	Start TIR operation use case .....	62
1.4.5.1	Start TIR operation use case diagram.....	62
1.4.5.2	Start TIR operation use case description .....	63
1.4.5.3	Activity diagram of the start TIR operation use case .....	65
1.4.5.4	Structured description of the activity diagram of the start TIR operation use case .....	66
1.4.6	Terminate TIR operation use case.....	67
1.4.6.1	Terminate TIR operation use case diagram.....	67
1.4.6.2	Terminate TIR operation use case description .....	68
1.4.6.3	Activity diagram of the terminate TIR operation use case .....	71
1.4.6.4	Structured description of the activity diagram of the terminate TIR operation use case .....	72
1.5	Entry classes .....	73
1.6	High-level class diagram .....	73
1.6.1	High-level class diagram description .....	73

1.6.1.1	International organization .....	73
1.6.1.2	Association.....	74
1.6.1.3	Road vehicle.....	75
1.6.1.4	Sealed loading unit.....	75
1.6.1.5	TIR transport .....	76
1.6.1.6	TIR operation .....	77
1.6.1.7	Goods Manifest Line Item.....	78
1.6.1.8	Customs office .....	79
1.6.1.9	Country.....	80
1.6.1.10	TIR Carnet Holder.....	81
1.6.2	High-level class diagram.....	82
2.	e-Business requirements.....	83
2.1	High-level description of the eTIR project .....	83
2.1.1	Actors and roles .....	83
2.1.1.1	Customs authorities .....	83
2.1.1.2	eTIR international system .....	83
2.1.1.3	Holder.....	84
2.1.1.4	Guarantee Chain.....	84
2.1.2	Fundamental principles .....	84
2.1.2.1	eTIR International System brief.....	84
2.1.2.2	Management by Customs of data on guarantees .....	85
2.1.2.2.1	Registration of the guarantee.....	85
2.1.2.2.2	Cancellation of a guarantee .....	86
2.1.2.2.3	Verification of the guarantee .....	86
2.1.2.2.4	Querying guarantee status .....	86
2.1.2.2.5	Transmission of TIR transport and TIR operation data.....	86
2.1.2.3	Exchange of TIR transport and TIR operation information .....	86
2.1.2.3.1	Data handling at the beginning of the TIR transport .....	86
2.1.2.3.2	Data handling related to TIR operations.....	87
2.1.2.4	Other aspects .....	87
2.1.2.4.1	Issuance of guarantees.....	87
2.1.2.4.2	Declaration/advance cargo information.....	88
2.1.2.4.3	Pre-arrival information .....	89
2.1.2.5	Data exchange .....	89
2.1.2.5.1	Central platform .....	89
2.1.2.5.2	Communication .....	89
2.1.2.5.3	Standard messages.....	89
2.1.2.6	Security .....	89
2.1.2.6.1	The elements of security from the TIR Convention .....	89



	2.1.2.6.2	Controlled access (Annex 9, Part II) .....	89
	2.1.2.6.3	Security data elements .....	89
	2.1.2.6.4	eTIR international system security .....	89
	2.1.2.7	Accompanying document / Certified report .....	90
	2.1.2.8	Fallback solutions .....	90
2.1.3	Deliverables .....		90
	2.1.3.1	National deliverables .....	90
	2.1.3.1.1	National management of data .....	90
	2.1.3.1.2	Bridges to the eTIR international system .....	90
	2.1.3.1.3	User manuals and training .....	90
	2.1.3.2	International deliverables .....	90
	2.1.3.2.1	Central databases .....	90
	2.1.3.2.2	Web services .....	90
	2.1.3.2.3	eTIR website .....	91
	2.1.3.2.4	Definitions of standard messages .....	91
	2.1.3.2.5	Technical documentation .....	91
	2.1.3.2.6	User manuals and training for trainers .....	91
	2.1.3.2.7	Helpdesk .....	91
	2.1.3.2.8	Customs offices database .....	91
	2.1.3.2.9	Countries database .....	91
	2.1.3.2.10	Authentication database .....	91
	2.1.3.3	Other required systems .....	91
	2.1.3.3.1	Authorized access database .....	91
	2.1.3.4	Languages and character sets .....	91
2.2	Step-by step implementation .....		92
	2.2.1	Management by Customs of data on guarantees module .....	92
	2.2.2	Data exchange module .....	92
	2.2.3	Abolition of the present TIR Carnet: a geographical expansion .....	92
	2.2.4	Parallel projects .....	93
	2.2.4.1	Declaration mechanisms .....	93
	2.2.5	Schedule .....	93
	2.2.5.1	Paper to electronic step-by-step transition .....	94
2.3	Use cases analysis .....		94
	2.3.1	Management by Customs of data on guarantees use case .....	94
	2.3.1.1	Management by Customs of data on guarantees use case diagram .....	94
	2.3.1.2	Guarantee state chart diagram .....	95
	2.3.1.3	Register Guarantee Chain use case description .....	96
	2.3.1.4	Register / Update Guarantee Chain information activity diagram .....	97
	2.3.1.5	Register guarantee use case description .....	98

2.3.1.6	Register guarantee activity diagram .....	99
2.3.1.7	Cancel guarantee use case description .....	100
2.3.1.8	Cancel guarantee activity diagram .....	101
2.3.1.9	Accept guarantee use case description .....	102
2.3.1.10	Accept guarantee activity diagram .....	103
2.3.1.11	Get holder info use case description.....	104
2.3.1.12	Get holder info activity diagram .....	105
2.3.1.13	Query guarantee use case description .....	105
2.3.1.14	Query guarantee activity diagram .....	106
2.3.2	Data exchange use case .....	107
2.3.2.1	Data exchange use case diagram .....	107
2.3.2.2	Record consignment information use case description .....	108
2.3.2.3	Record consignment information activity diagram .....	109
2.3.2.4	Update consignment information use case description .....	110
2.3.2.5	Update consignment information activity diagram .....	112
2.3.2.6	Starting of TIR operation use case description.....	113
2.3.2.7	Starting of TIR operation activity diagram .....	114
2.3.2.8	Terminate TIR operation use case description .....	115
2.3.2.9	Terminate TIR operation activity diagram .....	116
2.3.2.10	Discharge TIR operation use case description .....	117
2.3.2.11	Discharge TIR operation activity diagram .....	118
2.3.2.12	Notify Guarantee Chain use case description.....	119
2.3.2.13	Notify Guarantee Chain activity diagram .....	119
2.3.2.14	Notify subsequent Countries use case description .....	120
2.3.2.15	Notify subsequent Countries activity diagram .....	120
2.3.2.16	Advance cargo information use case description .....	120
2.3.2.17	Advance cargo information activity diagram .....	122
2.4	Class diagram.....	122
3.	Analysis workflow .....	124
3.1	Activity Analysis .....	124
3.1.1	Sequence diagrams.....	124
3.1.1.1	Management by Customs of data on guarantees .....	125
3.1.1.1.1	Register/update guarantee chain information .....	125
3.1.1.1.2	Register guarantee .....	126
3.1.1.1.3	Cancel guarantee .....	127
3.1.1.1.4	Accept guarantee .....	128
3.1.1.1.5	Get holder information .....	128
3.1.1.1.6	Get guarantee information.....	129
3.1.1.1.7	Query guarantee .....	129

3.1.1.2	Data exchange .....	130
3.1.1.2.1	Record consignment information .....	130
3.1.1.2.2	Update consignment information .....	132
3.1.1.2.3	Start of TIR operation.....	133
3.1.1.2.4	Terminate TIR operation .....	134
3.1.1.2.5	Discharge TIR operation .....	135
3.1.1.2.6	Notify guarantee chain .....	136
3.1.1.2.7	Notify subsequent countries .....	136
3.1.1.2.8	Advance cargo information .....	137
3.1.2	Fall-back scenarios.....	137
3.1.2.1	Management by Customs of data on guarantees .....	138
3.1.2.1.1	Register guarantee .....	138
3.1.2.1.2	Cancel guarantee .....	138
3.1.2.1.3	Accept guarantee .....	139
3.1.2.1.4	Get holder information .....	139
3.1.2.1.5	Query guarantee .....	140
3.1.2.2	Data exchange .....	141
3.1.2.2.1	Record consignment information .....	141
3.1.2.2.2	Update consignment information .....	142
3.1.2.2.3	Start of TIR operation.....	142
3.1.2.2.4	Terminate TIR operation .....	143
3.1.2.2.5	Discharge TIR operation .....	144
3.1.2.2.6	Notify guarantee chain .....	144
3.1.2.2.7	Notify subsequent countries .....	144
3.1.2.2.8	Advance cargo information .....	145
3.2	Data Analysis.....	145
3.2.1	Management by Customs of data on guarantees class diagram .....	145
3.2.2	Declaration class diagram .....	146
3.2.3	TIR operations class diagram.....	147
3.2.4	Lists of electronic messages .....	149
3.2.4.1	External messages .....	149
3.2.4.2	Internal messages .....	150
3.2.5	Electronic messages data elements .....	151
3.2.5.1	Classes (English Only).....	151
3.2.5.1.1	External messages .....	151
3.2.5.1.2	Internal messages .....	154
3.2.5.2	Classes and attributes (English Only) .....	159
3.2.5.2.1	External messages .....	159
3.2.5.2.2	Internal messages .....	177

3.2.5.3	Message details (English Only).....	210
3.2.5.3.1	External messages .....	210
3.2.5.3.2	Internal messages .....	259
3.2.6	Conditions and rules.....	340
3.2.6.1	Conditions .....	340
3.2.6.2	Rules .....	341
3.2.7	Overview of Changes.....	341
3.2.7.1	E1 – Register guarantee.....	341
3.2.7.2	E2 – Register results.....	342
3.2.7.3	E3 – Cancel guarantee.....	342
3.2.7.4	E4 – Cancellation results.....	342
3.2.7.5	E5 – Query guarantee.....	343
3.2.7.6	E6 – Query results.....	343
3.2.7.7	E7 – Notify guarantee chain.....	344
3.2.7.8	E8 – Notification confirmation .....	345
3.2.7.9	E9 – Advanced cargo information.....	345
3.2.7.10	E10 – Advanced Cargo Information Results.....	346
3.2.7.11	I1 – Accept guarantee.....	347
3.2.7.12	I2 – Acceptance results .....	347
3.2.7.13	I3 – Get holder information.....	347
3.2.7.14	I4 – Holder information.....	347
3.2.7.15	I5 – Query guarantee .....	348
3.2.7.16	I6 – Query results .....	348
3.2.7.17	I7 – Record advanced cargo Information .....	351
3.2.7.18	I8 – Record advanced cargo information results .....	353
3.2.7.19	I9 – Start TIR operation .....	353
3.2.7.20	I10 – Start results .....	354
3.2.7.21	I11 – Terminate TIR operation.....	355
3.2.7.22	I12 – Termination results .....	356
3.2.7.23	I13 – Discharge TIR operation.....	356
3.2.7.24	I14 – Discharge results .....	357
3.2.7.25	I15 – Notify Customs .....	357
3.2.7.26	I16 – Notification confirmation.....	359
3.2.8	Code lists.....	359
3.2.8.1	List of code lists .....	359
3.2.8.2	CL01 – Equipment size and type description code .....	362
3.2.8.3	CL02 – Party role code .....	365
3.2.8.4	CL03 – Item type identification code.....	405
3.2.8.5	CL04 – Country name code .....	413

3.2.8.6	CL05 – Transport means description code .....	421
3.2.8.7	CL06 – Document name code .....	439
3.2.8.8	CL07 – Package type description code .....	501
3.2.8.9	CL08 – Seal type code .....	512
3.2.8.10	CL09 – Message sub types .....	513
3.2.8.11	CL10 .....	513
3.2.8.12	CL11 .....	513
3.2.8.13	CL12 – Guarantee type code .....	513
3.2.8.14	CL13 – Customs offices database .....	513
3.2.8.15	CL14 – Indicator .....	514
3.2.8.16	CL15 – International TIR database .....	514
3.2.8.17	CL16 – Message function code .....	514
3.2.8.18	CL17 – Amendment code .....	519
3.2.8.19	CL18 – Message section code .....	519
3.2.8.20	CL19 – Pointer code .....	519
3.2.8.21	CL20 – Language name code .....	519
3.2.8.22	CL21 – Measurement unit code .....	531
3.2.8.23	CL22 – Guarantee status .....	599
3.2.8.24	CL23 – Holder status .....	599
3.2.8.25	CL24 – Control result code .....	599
3.2.8.26	CL25 – Control type code .....	599
3.2.8.27	CL26 – Message types (eTIR) .....	599
3.2.8.28	CL99 – Error code .....	600
4.	Design workflow .....	602
4.1	Classes .....	602
4.1.1	Class diagrams .....	602
4.2	Activity .....	602
4.2.1	Detailed activity diagrams .....	602
4.2.2	Detailed sequence diagrams .....	602
4.2.3	Messages Implementation .....	602
4.2.3.1	XML .....	602
4.2.3.1.1	XML Schema .....	602
4.2.3.1.2	Cross Reference .....	603
4.2.3.2	UN/EDIFACT .....	644
4.2.3.2.1	E9 - Advanced cargo information .....	644
4.2.3.2.2	E10 - Advanced cargo information results .....	675
4.3	System architecture .....	681
4.3.1	eTIR international system .....	681
4.3.1.1	Components and interfaces .....	681

	4.3.1.1.1	eTIR web services .....	681
	4.3.1.1.2	Guarantee chain web services .....	681
	4.3.1.1.3	Customs authorities web services.....	681
	4.3.1.1.4	ITDB web services .....	681
	4.3.1.2	Customs offices database .....	681
	4.3.1.2.1	Class diagram .....	681
<b>Annexes</b>			
I.		Requirements list.....	682
II.		TIR glossary .....	686
III.		Current TIR Carnet data elements records .....	690
IV.		UML.....	733
		UML symbols glossary .....	733
		Elaboration of a class diagram – TIR Operation example.....	735
V.		UMM/UML glossary.....	738
VI.		eTIR declaration mechanism.....	748
	VI.1.	The eTIR declaration at the first Customs office of departure .....	749
	VI.2.	The eTIR declaration at the Customs office of entry .....	751
	VI.3.	The eTIR declaration at the following Customs offices of departure.....	752
	VI.4.	Remarks.....	755
	VI.4.1.	Submission of the declaration in foreign countries .....	755
	VI.4.2.	Comparison with the current paper environment .....	755
	VI.4.3.	Legal implications of the eTIR declaration submission mechanism.....	756
VII.		Cost Benefit Analysis of the eTIR system: summary, limitations and recommendations .....	757
	VII.1.	Background .....	757
	VII.2.	Summary of the Cost Benefit Analysis .....	758
	VII.2.1.	Disclaimer .....	758
	VII.2.2.	Objective and methodology .....	758
	VII.2.3.	Technological options .....	758
	VII.2.4.	Scenarios .....	759
	VII.2.5.	Costs.....	759
	VII.2.5.1.	Development costs.....	760
	VII.2.5.2.	Initial Costs.....	760
	VII.2.5.3.	Operational and hosting costs .....	760
	VII.2.5.4.	Helpdesk costs .....	761
	VII.2.5.5.	Costs to adapt national applications.....	761
	VII.2.5.6.	Other costs .....	761
	VII.2.6.	Benefits .....	761
	VII.2.6.1.	For Customs.....	761
	VII.2.6.2.	For the guarantee chain.....	762

VII.2.6.3.	For the holders .....	762
VII.2.7.	Results of the CBA .....	762
VII.2.8.	Conclusions and recommendations .....	763
VII.3.	Assessment of the Cost Benefit Analysis by the secretariat .....	763
VII.3.1.	Scope.....	763
VII.3.1.1.	General.....	763
VII.3.1.2.	Technological options.....	764
VII.3.1.3.	Scenarios.....	764
VII.3.2.	Assumptions.....	764
VII.3.3.	Methodological aspects.....	765
VII.3.3.1.	Function point analysis .....	765
VII.3.3.2.	Costs .....	765
VII.3.3.3.	Benefits.....	765
VII.3.3.4.	CBA.....	765
VII.3.4.	Conclusions.....	766
VII.4.	Recommendations .....	766
VIII.	Functional fall-backs .....	767
VIII.1.	Detailed activity diagrams.....	767
VIII.2.	Detailed sequence diagrams .....	767
VIII.3.	Fallback components.....	767
VIII.3.1.	Printing guidelines for the paper accompanying document .....	767
VIII.3.2.	eTIR website .....	767
VII.3.2.1.	Access.....	767
VII.3.2.2.	Navigation.....	767
VII.3.2.3.	Graphical user interface (GUI) .....	767
IX.	Technical fall-backs .....	768
IX.1.	System duplication .....	768
IX.2.	Backup procedure.....	768
IX.3.	Backup restoration procedure.....	768
X.	List of tables.....	769
XI.	List of figures .....	771
XII.	References.....	774

## Introduction

### a. Background to the document

At its ninety-fifth session, the Working Party expressed the view that, following the conclusions of Phases I and II of the TIR revision process, the next logical step was to provide the TIR regime with the legal and administrative basis to allow for the use of modern information, management and control technology based on highly automated and secured electronic procedures. The Working Party recognized that computerization of the TIR procedure was inevitable (a) in the light of today's extremely rapid technological developments, based on Internet and Smart Card technologies, particularly affecting international transport and trade, (b) the ever increasing need for improved efficiency of Customs transit procedures and (c) the fight against fraudulent activities which must be conducted with the most appropriate and effective means (TRANS/WP.30/190, para. 26).

The Working Party felt that the existing and widely varying national Customs procedures, administrative practices and legal requirements in the Contracting parties to the Convention should be taken into account during this process. Computerization of the TIR procedure, based on the TIR regime as revised during Phases I and II of the TIR revision process, would therefore have to focus on the possibility of linking national Customs transit procedures via a standard electronic and/or paper-based data file containing all information of the TIR Carnet. The newly to be created electronic data file would need to be compatible with most if not all possible technical EDI solutions applied or yet to be applied in the Contracting Parties (TRANS/WP.30/190, para. 27).

The link between national Customs procedures and the transfer of data files should be possible via (a) international EDI systems, as is being done in the New Computerized Transit System (NCTS), (b) Smart Cards that could be filled-in and carried along by the transport operator as well as filled-in, read and validated by Customs authorities or (c) the present paper-based TIR Carnets, possibly supplemented by bar-code and TIR Carnet holder identification system (TRANS/WP.30/190, para. 28).

The Working Party was of the view that, whatever system is to be used, the approach taken in computerization of the TIR regime must be courageous and forward looking and should be able to accommodate all possible technological solutions likely to be implemented in the years ahead (TRANS/WP.30/190, para. 29).

In order to make solid progress in this complex field, the Working Party decided to follow established practice and to establish an ad hoc group of experts on the computerization of the TIR regime which should be composed of experts from interested countries and industry groups (TRANS/WP.30/190, para. 30).

The Working Party, at its ninety-sixth session, felt that the expert Group, after having highlighted weaknesses and limitations of the current system, should, in particular:

- identify the objectives, procedures and required resources for the computerization of the TIR procedure and determine the role of the various actors (secretariat, Governments, IRU, etc.) in this process;
- analyze all administrative and legal requirements relevant for the computerization of the TIR regime;
- study suitable technological solutions in this respect, and
- take account of experiences made with similar automated systems at the national as well as at subregional levels, such as the NCTS, with a view to preparing



possible alternative solutions and scenarios, specifying the benefits as well as the disadvantages of the various approaches (TRANS/WP.30/192, para. 37).

The ad hoc Expert Group (hereafter referred to as “Ad hoc Group”) met twice in 2001, on 19 February and on 21 June.

With regard to the objectives of the computerization process, the Ad hoc Group decided that those identified by the Working Party at its ninety-fifth session had kept their validity TRANS/WP.30/2001/13, paras. 13-14).

The Ad hoc Group reconsidered the fundamental approaches for computerization of the TIR procedure and agreed that, knowing that computerization of the TIR procedure was a continuing process, involving various stages of development, none of the options could be excluded for the time being. Efforts should be pursued at the national level to prepare the national Customs legislation for the acceptance of electronic data processing and interchange techniques and the electronic signature (TRANS/WP.30/2001/13, paras. 18-19).

The Ad hoc Group acknowledged that, regardless of the finally selected approach, from a legal point of view, the amount of changes to be made to the TIR Convention could be limited and that it would basically be sufficient to amend the Convention with either a definition of the TIR Carnet, that would include the use of portable electronic files or introduce one new article which would allow for the use of new technologies in general, including the acceptance of electronic signatures, leaving the existing text of the Convention as it stands. Special provisions dealing with the legal and technical specification of the accepted new technologies could be inserted into a separate, newly to be created Annex (TRANS/WP.30/2001/13, para. 23).

With regard to the role played by the various actors in the computerization process, the Ad hoc Group agreed that the computerization process would have consequences for the persons and organizations dealing with the issuance and organization and functioning of the guarantee system, as well as for Customs authorities, whose task it is to check and process the provided data and ensure the goods’ unaltered arrival at the Customs office of destination. In addition, the use of automated risk management would influence the work of Customs authorities and associations at the national level, as well as the work of the international organization, the insurers and the TIRExB. However, the Ad hoc Group felt that at that time it was not appropriate to pursue this subject, as it depended on a variety of, as yet unknown, factors (TRANS/WP.30/2001/13, paras. 26-27).

On the basis of the outcome of the work performed by the Ad hoc Group, the Working Party mandated the secretariat to convene meetings of special expert groups. These special groups should address the two major problems the Ad hoc Group had encountered in the pursuit of its work:

- To study the conceptual and technical aspects of the computerization process of the TIR Procedure, including the financial and administrative implications of its introduction, both at the national and at the international level, and prepare a draft of electronic messages to allow for an interchange of electronic data, nationally, between Contracting Parties and with international organizations;
- To study in detail the impact of the various approaches that had been identified by the Ad hoc Group on the existing legal text of the TIR Convention as well as the repercussions it could have on international private law, national administrative procedures and to draft a description of the role that the various actors (in particular: national associations, international organization, insurers and TIRExB) could play in the TIR Convention, once the paper-based system would be complemented and/or replaced by a system functioning on the basis of the electronic interchange of information (TRANS/WP.30/2001/13, para. 31).

On the basis of this mandate, the Informal ad hoc Expert Group on Conceptual and Technical Aspects of Computerization of the TIR Procedure (hereafter referred to

as “Expert Group), at its first session, adopted its Terms of Reference, which stipulate that the Expert Group shall:

- List and analyse the data elements required for the operation of a TIR transport at the national and international level, as stipulated in the TIR Convention as well as in resolutions and recommendations, adopted by the Administrative Committee (in particular Annexes 1,4, and 9 of the TIR Convention) and make an inventory of possible new features which could be included into the electronic version of the TIR procedure. On that basis, the group shall draw up flow charts, reflecting the actual and future stages of the TIR procedure. Within the context of its work, the group shall also study the use of standardized codes, ensuring a uniform understanding and interpretation of the data elements in the TIR Carnet.
- List and analyse the existing information and telecommunication systems and study to what extent the experiences gained at the national and international level can be included in the development of a computerized TIR procedure.
- Prepare conclusions with regard to the computerization of the TIR procedure, reflecting the results of the work under (a) and (b) and taking account of the financial implications they might have on the national and international level (TRANS/WP.30/2002/11, annex 1)

The Informal ad hoc Expert Group on the Legal Aspects of Computerization of the TIR Procedure shall:

- Study in detail the impact of the various approaches of the computerization process on the existing legal provisions of the TIR Convention as well as the repercussions it could have on national administrative procedures;
- Draft a description of the role the various actors (in particular: national association, international organization, insurers and TIRExB) could play in the TIR Convention, once the paper based system would be complemented and/or replaced by a system functioning on the basis of the electronic interchange of information (Terms of reference still to be adopted).
- Both informal ad hoc Expert Groups shall report to the Working Party on the progress of their work. At the completion of its work, each ad hoc Expert Group shall draw up a working document containing concrete proposals for further action, to be discussed and approved by the Working Party.

At its second meeting, the informal ad hoc Expert Group on Conceptual and Technical Aspects of Computerization of the TIR Procedure discussed at length the conceptual and hierarchical data models, describing the information contained in the TIR Carnet, but felt it could not reach agreement on any of them. Some experts questioned the usefulness of such complex models, whereas others expressed the view that they were not in a position to judge to what extent the models actually represented the structure of information in the current TIR Carnet. For these reasons, the Expert Group decided to revert to his matter at a later stage and mandated the secretariat to organize a meeting with some IT specialists to study which model is best suited for the purposes of the Expert Group. The Expert Group further welcomed the secretariat’s proposal to use in the future the Unified Modelling Language-standard (UML) (ExG/COMP/2002/10, paras. 11 and 12).

At their meeting, which took place on 3 July 2003, the IT specialists held an extensive exchange of views on the suitability of the, UML based, UN/CEFACT Modelling Methodology (UMM) as a methodology to model business processes like the TIR procedure. As such, UMM provides a procedure for specifying, in an implementation-independent manner, business processes involving information exchange. Although the IT specialists noted that it could be worthwhile to study other methodologies, they recognized that the process of selecting a methodology is very complex and time consuming. They agreed that this work has already been done by the UN/CEFACT team in the elaboration of UMM and that UMM offers the necessary tools

to describe the TIR business process, a uniform approach for the work of the Expert Group and a valuable base for future improvements in the TIR procedure. Seeing that the activities, undertaken by the Expert Group so far, fitted well into UMM, and that the approach endorsed by the Expert Group in the project overview was in line with the UMM, they invited the secretariat to prepare a first draft document for discussion by the Expert Group at its forthcoming meeting. The scope of the first phase of the work of the Expert Group being the analysis of the current system - the 'as-is' description of the TIR procedure - the IT specialists decided to limit this first document to the Business Domain Modelling, the first step in UMM. Furthermore, the IT specialists recommended having a full implementation of the methodology, including a first descriptive part describing the so-called 'vision' of the project. Moreover, they emphasized the necessity to adapt UMM, as it would be necessary with any other methodology, to the particulars of the TIR business process (ExG/COMP/2003/2, para. 6).

At its one-hundred-and-fifth session, the Working Party was informed orally of the progress made by the Expert Group at its third meeting, which took place on 1 and 2 September 2003 in Budapest. The Working Party endorsed the work undertaken by the Expert Group and took particular note of three issues, where the Expert Group had expressed that it needed further guidance from the Working Party. These issues were:

(a) the definition of the scope of the project, which had been formulated by the Working Party as being "the computerization of the TIR Procedure". The Expert Group felt that the Working Party should clarify in more detail what was meant exactly by this wording. Within this context, the Expert Group also noted that the term "TIR Procedure" was an undefined term, making it impossible to describe exactly the boundaries of the project;

(b) The description of the approach on how to achieve the computerization of the TIR Procedure. In view of political and technical developments, having taken place over the last few years, the Working Party was requested to provide a more detailed guidance to the Expert Group on which approach the computerization project should pursue;

(c) The title of the project. For practical reasons, the secretariat had proposed to refer in the future to the "eTIR Project" as a short name for the project to computerize the TIR Procedure. The Expert Group felt it was not in a position to decide on this issue and decided to refer the matter to the Working Party for further discussion (TRANS/WP.30/210, paras. 27-31)

At its one-hundred-and-sixth session, the Working Party confirmed that:

(a) the final objective of the computerization of the TIR procedure encompasses the computerization of the whole TIR Carnet life cycle from distribution issuance and via the TIR transport to return and repository and that it should, ultimately be aimed at replacing the current paper TIR Carnet. The Working Party agreed that the process to achieve this objective may be challenging, requiring the input of considerable human and financial input, both at the international and the national level. Therefore, the Working Party agreed that a step-by-step approach seemed the only feasible alternative to achieve any tangible results in the near future. To that end, it mandated the secretariat, as a first step, in cooperation with the Expert Group (a) to work out concrete proposals on how to exchange the so-called 'static' data-elements contained in the TIR Carnet (data elements which remain unchanged throughout the TIR Transport) between the competent authorities of Contracting Parties, possibly also including the data contained in the ITDBOnline as a preliminary step, (b) to conduct a feasibility study on the practicability of such proposals and, ultimately, (c) to propose a pilot along one of the major transit corridors to implement them.

The Working Party agreed that, as a next step, the integration of the so-called 'dynamic' data elements (data elements which may be amended or updated in the course of the TIR Transport) should be considered. Further steps should then address

the issue of inclusion of additional features, such as security related information and advance cargo information.

Once these tangible steps had been achieved, the Expert Group could focus its attention on further, outstanding, issues in relation to the computerization of the TIR procedure.

(b) The Working Party agreed that the approach of the computerization process should, until further notice, be focused on the establishment of an international, centralized database, whose aim it should be to facilitate the secure exchange of data between national Customs systems. At a later stage, the sharing and exchange of data with other bodies concerned (such as TIRExB, international organizations, national associations and the international guarantee), should not be excluded.

(c) The Working Party agreed that the Project to Computerize the TIR Procedure could, in future, be referred to as “eTIR-project” (TRANS/WP.30/212, para. 26).

At its thirty-sixth session, the Administrative Committee was informed about progress made in the preparation of Phase III of the TIR revision process within the UNECE Working Party (WP.30) and its Ad hoc Group of Experts on Computerization of the TIR Procedure. The Committee endorsed the mandate given by the Working Party to the Informal Ad hoc Expert Group (a) to work out concrete proposals on how to exchange the so-called ‘static’ data elements contained in the TIR Carnet (data elements which remain unchanged throughout the TIR Transport) between the competent authorities of Contracting Parties, possibly also including the data contained in the ITDB Online as a preliminary step, (b) to conduct a feasibility study on the practicability of such proposals and, ultimately, (c) to propose a pilot along one of the major transit corridors to implement them. As a next step, the integration of the so-called ‘dynamic’ data elements (data elements which may be amended or updated in the course of the TIR Transport) should be considered. Further steps should then address the issue of inclusion of additional features, such as security and advance cargo information.

Once these tangible steps have been achieved, the Expert Group could focus its attention on further outstanding issues in relation to the computerization of the TIR procedure.

The Administrative Committee endorsed the opinion of the Working Party that the approach of the computerization process should, until further notice, be focused on the establishment of an international, centralized database, whose aim it should be to facilitate the secure exchange of data between national Customs systems. At a later stage, the sharing and exchange of data with other bodies concerned (such as TIRExB, international organizations, national associations and the international guarantee), should not be excluded.

The Administrative Committee endorsed the Working Party’s decision that the Project to computerize the TIR Procedure could, in future, be referred to as “eTIR-project” (TRANS/WP.30/AC.2/73, paras 38–41).

At its sixth session, the Expert Group established that, with the exception of Chapters 1.1.7 and 1.1.8, it had completed its work on Chapter 1 of the Reference Model and that it would dedicate its future work to the remaining Chapters, unless new, as yet unknown, information would require a re-assessment of Chapter 1 (ExG/COMP/2004/24, para. 15).

At its one-hundred-and-tenth session, the Working Party took note that the first part of the work of the Expert Group, encompassing the description of the current TIR procedure, had been finalized (TRANS/WP.30/220, para. 30).

At its one-hundred and thirteenth session, the Working Party adopted document TRANS/WP.30/2005/32-TRANS/WP.30/AC.2/2005/18, containing Chapter 1 of the Reference Model for the eTIR Project, with the understanding that further chapters will

be included at a later stage of the project, subject to approval by the Working Party, and that a number of points of the document will be updated to reflect recent developments and as the eTIR Project develops over time.

The Working Party was of the opinion that there was no reason to review the mandates and opinions provided, so far, by the relevant TIR bodies in the computerization process. The Working Party felt that the mandate should remain dynamic, thus providing full freedom to the Expert Group to analyze and develop its ideas on a technical level and to take into account technical innovations that could be advantageous for the development of the project.

The Working Party confirmed that the eTIR Project should evolve around the establishment of an international centralized database in order to facilitate the secure exchange of data between national Customs systems. Furthermore, Contracting Parties agreed that the management of data on guarantees, once the guarantor had issued a guarantee to an operator, should lie with Customs (ECE/TRANS/WP.30/226, paras. 34, 35 and 41).

At its forty-second session, the Administrative Committee considered document ECE/TRANS/WP.30/AC.2/2006/13, containing an overview of the mandates and opinions provided, so far, by the relevant TIR bodies in the computerization process. The Administrative Committee noted the concerns of some Contracting Parties with regard to the legal and financial aspects linked to the introduction of the eTIR system and the differences in technological development between countries, which might lead to possible complications and delays at the time of implementation at the national level. The Committee also noted the concerns by the international organization and its member associations with regard to their role in the eTIR system. The Administrative Committee stressed that the eTIR system should meet the requirements of all Contracting Parties to the Convention. The Committee decided to include in the guidelines for the computerization of the TIR system the part of the statement of the UNECE Executive Secretary at the opening of the present session referring to the computerization of the TIR system. The Committee endorsed the document and the following list of guidelines:

- Maintenance of the basic philosophy and structure of the TIR procedure, safeguarding and, possibly, strengthening the provisions of the TIR Convention, particularly those prepared under Phases I and II of the TIR revision process (TRANS/WP.30/194, para. 36);
- Computerization of the whole TIR Carnet life cycle from distribution, issuance and via the TIR transport to return and repository, aimed at, ultimately, replacing the current paper TIR Carnet (TRANS/WP.30/212, para. 26);
- The establishment of an international, centralized database, the aim of which should be to facilitate the secure exchange of data between national Customs systems (TRANS/WP.30/212, para. 26);
- The management by Customs of data on guarantees, once the guarantor has issued a guarantee to an operator (ECE/TRANS/WP.30/226, para. 41);
- The development of the eTIR system, which connects existing and future Customs IT systems, should be realized with an appropriate level of connectivity with the existing TIR related IT systems (ECE/TRANS/WP.30/AC.2/85, para. 38).

At its one-hundred-and sixteenth session, the Working Party requested to start working on Chapter 3 of the Reference Model, dedicated to the analysis of the e-Business-Requirements as contained in Chapter 2 (see ECE/TRANS/WP.30/232, para. 32).

At its one-hundred-and-seventeenth session, the Working Party considered document ECE/TRANS/WP.30/2007/16-ECE/TRANS/WP.30/AC.2/2007/15, submitted by the secretariat, containing Chapter 2 of the eTIR Reference Model and

adopted the document, subject to the deletion of the asterisks and corresponding footnotes in Chapter 2.1.2.2.3. and 2.1.2.4.2. The Working Party decided that the adopted Chapter 2 could be revised at any time (see ECE/TRANS/WP.30/234, para. 22). The Administrative Committee, at its forty-fourth session, endorsed the Working Party's decision (see ECE/TRANS/WP.30/AC.2/91, para. 19).

At its thirteenth session, the Expert Group welcomed a first draft of Chapter 3 of the Reference Model as contained in document ECE/TRANS/WP.30/GE.1/2007/13. After an in-depth discussion, the Expert Group mandated the secretariat to align draft Chapter 3 with its findings, to propose data elements and a structure for the identified electronic messages and to draft the fall-back scenarios sequence diagram, for consideration at its next meeting (ECE/TRANS/WP.30/GE.1/2007/16, paras. 7–9).

At its fourteenth session, the Expert Group welcomed the revised Chapter 3, contained in document ECE/TRANS/WP.30/GE.1/2007/13 Rev.1 as well as the proposals for additional security elements in Informal Document GE.1 No.2 (2008). It reviewed the draft fall-back scenarios and the messages. It also mandated the secretariat to align Chapter 3 with its findings, to propose code lists for messages and to amend the class diagrams and messages with security data elements in a revised Chapter 3, for consideration at its next meeting (ECE/TRANS/WP.30/GE.1/2008/3, paras. 8–9).

At its fifteenth session, the Expert Group mandated the secretariat to organize a drafting group whose task would be to finalize the draft of Chapter 3, taking into account the findings of the Expert Group. At the kind invitation of Serbian Customs, the drafting group met in Belgrade on 28-29 January 2009. The drafting group reviewed each and every UML diagram, revisited the fall-back procedure and revised the messages. It provided the secretariat with clear instructions on how to further revise document ECE/TRANS/WP.30/GE.1/2007/13 Rev.2.

At its one-hundred-and-twenty-first session, the Working Party considered document ECE/TRANS/WP.30/2008/8/Rev.2, containing clarifications on the method of submission of the Customs declaration as described in Chapter II of the eTIR Reference Model, prepared by the secretariat on instructions from GE.1 at its fifteenth session. There was general consensus that the document provided the necessary clarifications. At the request of the Working Party, these clarifications will be added as Annex to the eTIR Reference Model (See ECE/TRANS/WP.30/242, para. 27).<sup>1</sup>

At its sixteenth session, the Expert Group revised documents ECE/TRANS/WP.30/GE.1/2007/13 Rev.3, ECE/TRANS/WP.30/GE.1/2009/3 and informal document GE.1 No. 1(2009), containing the various parts composing Chapter 3 of the Reference Model. It also requested experts to provide further inputs to the secretariat after the meeting and before a new revision of Chapter 3 would be issued.

At its one-hundred-and twenty-second session, the Working Party was informed that GE.1 was of the firm opinion that the so-called “push approach was the only viable solution to ensure that the information exchange with and within the eTIR international system takes place in real time. Only the “push” approach would allow that information is sent in real time from one system to another with a direct and traceable acknowledgement of receipt. The Working Party endorsed this opinion, thus ensuring that the information sent in real by the Customs office of departure, after it has accepted the Customs declaration, will be duly acknowledged upon receipt of the advance cargo information, by all Customs authorities involved in the TIR transport (See ECE/TRANS/WP.30/244, para. 28).

At its seventeenth session, the Expert Group welcomed the final version of Chapter 3 of the eTIR Reference Model, contained in document ECE/TRANS/WP.30/GE.1/2010/2, and took note of the amendments brought to the

---

<sup>1</sup> See Annex VI.

messages thanks to the kind assistance of Mr. Hans Greven from the Dutch Customs authorities, thus ensuring full alignment with version 3 of the WCO transit data model.

At its eighteenth session, the Expert Group extensively discussed version 3.0a of the eTIR Reference Model, as contained in document ECE/TRANS/WP.30/GE.1/2011/3, as well as the additional amendment proposals contained in Informal document GE.1 No.1 (2011). The Expert Group took note of the two amendments proposals. It decided to further discuss the first proposal, i.e. to include international declaration mechanisms, at its next session on the basis of a revised document to be prepared by the secretariat. The Expert Group decided to forward the second proposal, i.e. to make use of the guarantee chain's database to validate guarantees which have not yet been accepted by Customs, to the Working Party on Customs Questions affecting Transport (WP.30), together with version 3.0 of the eTIR Reference Model. Furthermore, the Expert Group mandated the secretariat to request the views of the network of eTIR focal points on the second proposal, which then, after review, could be transmitted to WP.30 as a technical recommendation by the network of eTIR focal points (ECE/TRANS/WP.30/GE.1/2011/6, paras. 10–11).

At its nineteenth session, the Expert Group took note of requests by WP.30 at its one-hundred-and-twenty-eighth session, and reconsidered two proposals to amend the eTIR Reference Model, version 3.0a, as contained in document ECE/TRANS/WP.30/2011/4.

On the basis of the proposal contained in document ECE/TRANS/WP.30/2011/5 and the recommendations by the eTIR focal points, contained in document ECE/TRANS/WP.30/GE.1/2011/8, the Expert Group reconsidered the proposal to make use of the guarantee chain's database(s) to validate guarantees which have not yet been accepted by Customs. The Expert Group was of the view that, though technically feasible, the proposal would increase the complexity of the eTIR system without there being any indication or justification given with regard to possible benefits. On the contrary, this proposal does not entail a necessity for the guarantor to register guarantees with the eTIR international system in the first place, nor is there any consequence attached to the guarantor's failure to do so. This could have very negative consequences on the functioning of the backup procedures. In conclusion, it was decided to inform WP.30 that, from a technical and conceptual perspective, the Expert Group recommended not pursuing this proposal, leaving it up to WP.30 to decide if, for political reasons of the system, this option could nevertheless be maintained.

The Expert Group also reconsidered the proposal to include international declaration mechanisms in the scope of the eTIR project on the basis of document ECE/TRANS/WP.30/GE.1/2010/9, prepared by the secretariat in collaboration with experts from Czech Customs. While highlighting the absence of global international agreements on electronic signatures, the Expert Group took note that some countries impose the use of national certification authorities when it comes to signing electronic documents intended for governmental agencies. The Expert Group felt that there was insufficient information to take a decision on the issue and requested the secretariat to launch a survey among both TIR and eTIR focal points, aimed at gathering information from all TIR Contracting Parties on the current and expected practice, rules and regulations on electronic signatures. In the absence of internationally recognized certification authorities, the Expert Group also considered two alternative options: on the one hand, the Expert Group envisaged that the advanced cargo information could be signed by a representative (an entity that would assist transport operators to submit their data electronically and sign on their behalf), and, on the other hand, it also considered that authentication of the electronic advance cargo information by means of a hash code could be sufficient. In the latter case, transport operators would not need to be authenticated to be able to send their electronic information and the actual act of submission of the declaration would be accomplished by means of the presentation of the vehicle, the goods and the reference to the information submitted electronically by the transport operator at the Customs office of departure or entry (en route) (ECE/TRANS/WP.30/2012/1, paras. 8–10).

At its one-hundred-and-twenty-ninth session, the Working Party reaffirmed the importance of computerization of the TIR procedure. Some delegations stressed the need to proceed step-by-step in order to avoid a possible disruption of the TIR procedure in less technically developed countries. WP.30 took note that a progressive introduction of the eTIR system was already foreseen in the eTIR Reference Model, thus allowing countries to join a computerized system as soon as they are ready. The Working Party noted that GE.1 had made sure that not only all functionalities provided in the current paper-based TIR system would be available in the eTIR system, but also the use of modern technologies to bring numerous additional benefits to the Customs and transport industry, as identified in the eTIR Reference Model. The secretariat also recalled that the concepts contained in version 3.0 of the eTIR Reference Model (ECE/TRANS/WP.30/2011/4) were the very same that had already been approved in version 2.0. WP.30 accepted version 3.0 of the eTIR Reference Model as a basis for its work, without prejudice to the outcome of its deliberations on the whole eTIR project.

The Working Party reconsidered the amendment proposal contained in document ECE/TRANS/WP.30/2011/5 and decided to follow the recommendation of GE.1 not to amend the guarantee validation procedure described in the eTIR Reference Model.

Some delegations stressed that the eTIR project has multiple aspects and that the acceptance of version 3.0 of the eTIR Reference Model only addresses the conceptual and technical aspects of the project, leaving aside its legal, administrative and financial dimensions. The importance of capacity-building and transfer of technology was also underlined. Therefore, these delegations were of the view that, once those issues had been addressed, WP.30 would need to reconsider the eTIR Reference Model. Some other delegations did not agree with this view and highlighted the considerable efforts and time spent by the dedicated experts in GE.1 developing the eTIR Reference Model, in line with the mandates of the Working Party. They pointed out the necessity for rapid progress on eTIR and felt that less technologically advanced countries should neither be left aside nor block the computerization. Countries having additional technical proposals were invited to bring those before GE.1 for consideration. In this context, WP.30 reiterated its standing invitation to all countries to participate in the work of GE.1 and contribute to the eTIR project by nominating an eTIR focal point (ECE/TRANS/WP.30/258, paras. 19–21).

At its twentieth session, the Expert Group reconsidered the proposal to introduce international declaration mechanisms in the eTIR project, as presented in document ECE/TRANS/WP.30/GE.1/2011/9, in the light of the results of the survey on the use of electronic signatures in the framework of the eTIR project, contained in Informal document GE.1 No. 3 (2012), as well as comments by eTIR focal points, contained in Informal document GE.1 No. 2 (2012).

The Expert Group acknowledged the necessity to provide the transport industry with a variety of options to submit electronic information to Customs. Considering that, despite the introduction of a standard declaration message in the eTIR Reference Model, national declarations mechanisms might still differ between countries, in particular when it comes to authentication of the sender of the information, the Expert Group felt that it was essential to include international declaration mechanisms in the eTIR project. The survey on the use of electronic signatures in the framework of the eTIR project confirmed that most countries require the use of electronic signatures or other authentication mechanisms for the transmission of advance cargo information. In most countries, only national (or at best: regional) electronic signatures are accepted and, at present, only a few countries recognize foreign certification authorities (CA) for the issuance of legally binding electronic signatures. The Expert Group confirmed that, as long as internationally recognized CA's have not been developed and recognized, it will be extremely difficult to implement the cross-border use of electronically signed documents. The Expert Groups noted that 50% of respondents to the questionnaire indicated that an international CA could be used if recognized by an international agreement and half of those considered that the TIR Convention could be considered as providing an appropriate platform for that purpose. Consequently, the secretariat was



requested to further explore the possibilities to include international declaration mechanisms, for example by means of trusted third party solutions and directly in the eTIR international system, possibly linked with the authorization procedure of TIR Carnet holders. Finally, the Expert Group requested the secretariat to redraft a proposal to include international declarations mechanisms in the eTIR Reference Model for its next meeting, underlining that a realistic proposal should be based on authentication mechanisms (e.g. user/password) and trusted system-to-system information exchanges (e.g. Virtual Private Network), rather than on electronic signatures.

The Expert Group took note of minor errors in the eTIR Reference Model. It requested their correction (including in the XML schemas published on the eTIR website) and the issuance of a version 4.0 of the eTIR Reference Model containing Chapters 1 to 4, as already published in documents ECE/TRANS/WP.30/2011/4, ECE/TRANS/WP.30/GE.1/2011/4 and ECE/TRANS/WP.30/GE.1/2011/10 and available at the TIR and eTIR websites (ECE/TRANS/WP.30/2012/7, paras. 9–11).

At its 130th session, the Working Party endorsed the report of the nineteenth session of the Informal Ad hoc Expert Group on Conceptual and Technical aspects of Computerization of the TIR Procedure (GE.1) (Belgrade, 13 and 14 September 2011), contained in document ECE/TRANS/WP.30/2012/1. The delegations of Iran (Islamic Republic of) and Kazakhstan were of the view that WP.30 should only take note of this report without any endorsement. The secretariat recalled that the endorsement of the GE.1 report does not imply the approval by WP.30 of the outcome of GE.1 work, i.e. additions and/or amendments to the eTIR Reference Model, but rather indicates the support of the Working Party for GE.1 activities and a request to continue the work along the lines presented in the report. As in the past, amendments and additions to the eTIR Reference Model will be submitted separately to the Working Party for approval (ECE/TRANS/WP.30/260, para. 26).

WP.30 also noted that, in line with the joint mandates by WP.30, TIRExB, GE.1 and ITC, the secretariat, with the assistance of the UNOG competent services, had issued a tender for a cost-benefit analysis (CBA) of the eTIR project. On the basis of the offers received, a consultant had been selected. To date, a detailed inception report was produced and agreed upon. The CBA report should be finalized on time to be presented at the twentieth session of the GE.1 and will be later submitted to WP.30 and TIRExB for consideration (ECE/TRANS/WP.30/260, para. 29).

At its 131st session, the Vice-Chair of the Informal Ad hoc Expert Group on Conceptual and Technical Aspects of Computerization of the TIR Procedure (GE.1), Mrs. Özyazıcı Sunay of Turkey, informed the Working Party of the results of GE.1 at its twentieth session, which was held in Prague on 19 and 20 April 2012, at the kind invitation of the Czech Customs administration. The main issues discussed at the session were the inclusion of international declaration mechanisms in the eTIR Reference Model, the draft Cost-Benefit Analysis (CBA) of the eTIR Project as presently conducted by a consultancy firm at the request of TIRExB and the dematerialization of documents attached to the TIR Carnet (ECE/TRANS/WP.30/262, para. 26).

At its twenty-first session, the Expert Group welcomed the new proposal to introduce international declaration mechanisms in the eTIR project, as presented in Informal document GE.1 No. 10 (2012). Recalling a key principle of the eTIR project, i.e. that the eTIR international systems avoids the multiplicity of direct Customs to Customs connections, the Expert Group requested removing the direct secure system to system connections between customs administrations from the Customs international declaration mechanisms option (ECE/TRANS/WP.30/2013/5, para. 8).

At its 132nd session, WP.30 took note of the results of the twenty-first session of the Expert Group which took place on 25 and 26 September 2012 in Bratislava, at the

kind invitation of the Slovak Customs. The meeting considered a proposal to complement the existing national declaration mechanism, as contained in the eTIR Reference Model, with an international component, in order to provide the transport industry with a variety of options to submit electronic information to Customs. The Expert Group agreed to include in the eTIR Reference Model, various alternative international declaration mechanisms. A first option would be provided by the eTIR international system (web services only), another one by the private sector, with systems such as IRU's TIR-EPD, and a last option could be provided by the Customs authorities of the country of residence of the transport operator, thus taking advantage of national authentication mechanisms. The Expert Group also delivered comments (Informal document GE.1 No. 12 (2012)) on the final draft of the Cost Benefit Analysis (CBA) of the eTIR Project. In particular, the Expert Group agreed with the methodology applied by the consultants, but, at the same time, felt that some costs, e.g. for training, and indirect benefits, like the improved facilitation for trade and increased security, were missing in the calculations. The Expert Group requested the secretariat to prepare a new document, containing a summary of the consultants' findings, in combination with an assessment by the secretariat of the limitations of CBA as well as recommendations by the Expert Group. With regard to the dematerialization of attached documents, WP.30 noted that the secretariat had submitted a request to the Data Model Project Team of WCO to amend the "attached documents" class of the WCO Data Model, so that it no longer only allows the attachment of image files but can also handle various options which were considered by the Expert Group. As a consequence, a new class had been added which would be used in eTIR messages to handle electronically attached documents. The eTIR Reference Model will be amended accordingly (ECE/TRANS/WP.30/264, para. 26).

At its 133rd session, the Working Party endorsed the report of the twenty-first session of the Ad hoc Expert Group on Conceptual and Technical Aspects of Computerization of the TIR Procedure (GE.1) (ECE/TRANS/WP.30/2013/5). WP.30 was also informed about the finalization of the Cost Benefit Analysis (CBA) of eTIR (Informal document GE.1 No.12/Rev.1 (2012)) and its non-technical summary (Informal document GE.1 No.1 (2013)), prepared by the secretariat at request by GE.1 and containing an assessment of the CBA limitations and recommendations. Both documents have been distributed to GE.1 participants and eTIR focal points for consideration, published on the UNECE website and on the agenda of the twenty-second session of GE.1. The Working Party noted that, having addressed financial and most of technical aspects of eTIR, GE.1 was nearing the end of its mandate and considered that this work should be followed by consideration of legal and policy aspects of eTIR by WP.30 (ECE/TRANS/WP.30/266, para. 24).

At its twenty-second session, the Expert Group took note of the final version of the Cost Benefit Analysis of the eTIR Project (CBA) carried out by an independent contractor, as contained in Informal document No. 12 (2012)/Rev.1. It also welcomed Informal document GE.1 No. 2 (2013), containing a summary of the consultants' CBA, in combination with an assessment by the secretariat of the limitations of the analysis as well as recommendations. It discussed and slightly revised the wording of the recommendations.

The IRU expressed the reservations with regard to the final CBA, the corresponding assessment made by the TIR secretariat and the recommendations by the Expert Group.

The Expert Group confirmed that the assessment of the CBA in Informal document GE.1 No. 2 (2013) already takes into account most of the remarks made by the IRU at earlier sessions and, thus, acknowledged that some cost elements might be slightly underestimated, in particular labour costs, depending on where the eTIR international system would be hosted. Nevertheless, the consultant has calculated the costs based on the requirement contained in the eTIR Reference Model where, for

example, an international 24/7 helpdesk is not envisaged. Furthermore, it is not correct to say that managerial and technical costs are not considered, as in most of the options a significant share of those costs are included in the hosting costs. With regard to the cost to the IRU and the associations, the Expert Group recalled that the consultant has taken into account that the largest part of the issuance of TIR Carnets has already been computerized by the IRU and its associations, thus limiting the costs for the guarantee chain to connect to the eTIR international system. The Expert Group was of the view that, since only maximum estimated costs were used and the fact that costs have been increased by 20 per cent to factor in the risk of a possible underestimation, the estimation should be sufficiently accurate to for the sake of the CBA. Furthermore, the Expert Group requested the secretariat to look into the possibility to use off-the-shelf solutions (including open source solutions) for the development of the eTIR kernel, thus, possibly, reducing the costs of development of the eTIR international system.

The Expert Group requested the secretariat to include a revised version of Informal document GE.1 No. 2 (2013) as an annex to the eTIR Reference Model and submit it to the Working Party on Customs Questions affecting Transport (WP.30) for consideration (ECE/TRANS/WP.30/2013/10, paras. 15–18).

At its 134th session, the Working Party took note of the outcome of the twenty-second session of the Ad hoc Expert Group on Conceptual and Technical Aspects of Computerization of the TIR Procedure (GE.1) as presented orally by its vice-Chair. In particular, it took note that GE.1 had finalized the introduction of an international declaration mechanism into the eTIR project and that it had extensively discussed the results of the Cost Benefit Analysis, its summary and its assessment in order to prepare recommendations. (ECE/TRANS/WP.30/268, para. 29).

At its 135th session, WP.30 took note of the finalization of the Cost Benefit Analysis (CBA) of the eTIR project, together with its summary, assessment and the resulting recommendations by GE.1 (ECE/TRANS/WP.30/2013/10). The secretariat gave a presentation on this document and, in reply to questions by various delegations, further clarified a number of issues concerning some of the assumptions and results of CBA.

At its twenty-third session, the Expert Group welcomed version 4.0a of the eTIR Reference Model. It took note of the various changes introduced in this version, in particular: the inclusion of the latest references to decisions by the Expert Group and WP.30 in the Introduction, the alignment of all message to the WCO data model v.3.3 (including Customs to Customs (C2C) messages), the reorganization of the various Chapters containing the message descriptions, the introduction of figures to better visualize messages, the integration of Chapter 4 and its Annex as well as the insertion of a new Annex entitled “Cost Benefit Analysis of the eTIR system: summary, limitations and recommendations”. The Expert Group expressed its great appreciation for the extensive contribution by Mr. Hans Greven (Netherlands) in preparing the descriptions of the eTIR messages.

Furthermore, the Expert Group reconsidered if it was necessary to keep UN/EDIFACT message descriptions for a newly devised system such as eTIR, in particular considering that it could ultimately further complicate the process envisaged to ensure the integrity of the data submitted, i.e. the use of hash codes. Taking into account that some countries will use legacy systems based on UN/EDIFACT to allow for the submission of eTIR data (e.g. Belgium) the Expert Group decided to keep UN/EDIFACT as a possible option for communicating TIR data to customs administrations. As a consequence and while taking into account the outcome of its discussion under agenda item 3.b, the Expert Group decided it should consider if the direct submission of TIR data by the transport operator to customs administrations could replace the hash code mechanism to ensure the integrity of the data. The Expert Group acknowledged that, today, this is a current practice in all countries requiring the

submission of electronic advance cargo information, either using nationally provided declaration mechanisms or the TIR-EPD system of the IRU. The Expert Group requested the secretariat to present an informal document on this issue to WP.30 at its February 2014 session and ask WP.30 whether the eTIR project should abandon the objective to request the submission of electronic information only in countries with Customs offices of departure. It also requested the secretariat to analyse the consequences of such a change on the eTIR reference model as a whole, including on the fall-back scenarios.

The Expert Group also considered Informal document GE.1 No. 10 (2013), containing a proposal by the secretariat to include in the eTIR Reference Model tables cross-referencing the functional message descriptions and the tags used in XML schemas. The Expert Group recognized the usefulness of such tables and requested the secretariat to include them in Chapter 4.2.3.1. The Expert Group also pointed out that UN/EDIFACT message descriptions (Chapter 4.2.3.2) should be amended and be aligned to the WCO data model v.3.3. It requested the secretariat to issue a version 4.1a of the eTIR Reference Model that would include the changes requested above, for consideration by WP.30, possibly at its June 2014 session.

Finally, the Expert Group considered all tasks and activities listed in its Terms of Reference (TRANS/WP.30/2002/11, Annex 1). After extensive discussions, the Expert Group was of the opinion that the eTIR Reference Model fully covers the mandate that WP.30 had entrusted it with. At the same time, the Expert Group was conscious that, ultimately, it is the task of the WP.30 to endorse the eTIR Reference Model and consider if the Expert Group has satisfactorily fulfilled its mandate (ECE/TRANS/WP.30/2014/4, paras. 11–14).

At its 136th session, the Working Party ) noted that GE.1 was of the view that it was nearing completion of its mandate and had requested the secretariat to start preparing a document summarizing its achievement and recommendations (ECE/TRANS/WP.30/272, para. 24).

At its 137th session, the Working Party, at the request of the Informal Ad hoc Expert Group on Conceptual and Technical Aspects of Computerization of the TIR Procedure (GE.1), extensively discussed document ECE/TRANS/WP.30/2014/5. In particular, it took note that the submission of diverging safety and security data to each country en route might represent an added complexity for transport operators conducting TIR (or eTIR) transports. The Working Party stressed that the principle of a single TIR declaration in the country of departure should be respected and decided that the declaration mechanisms designed in the eTIR Reference Model should not be amended. Considering that safety and security data requirements have their own legal basis and in view of the difficulty in agreeing on common requirements, the Working Party also decided that, even if they are related to TIR transports, those requirements should be left optional in the standard eTIR declaration. As a consequence, the Working Party instructed GE.1 to continue to work on the development of a standards eTIR declaration (ECE/TRANS/WP.30/274, para. 15).

## **b. Introduction to the reference model**

Just as it is not possible to build a decent and secure house without a proper plan, which has been drawn up by a qualified architect, it is not possible to computerize a system without first designing the necessary models, outlining all the elements and procedures of which it consists. And just as the construction of a small garden shed does not require the same planning as the construction of a hundred storey high commercial building, different systems will require different modelling techniques, in function of their aim and complexity.<sup>1</sup>

This document contains the full description of the TIR Procedure Computerization Project.

The business process modelling methodology applied to draw up this document is based on the UN/CEFACT Modelling Methodology (UMM). UMM in its turn is based on the Unified Modelling Language (UML) from the Object Management Group (OMG) and is derived from the Rational Unified Process (RUP) developed by Rational Corporation. As such, UMM provides a procedure for specifying/modelling business processes in a protocol-neutral, implementation-independent way.

Business Modelling provides a formalized way to describe how the TIR procedure operates and thus enables a common understanding of its key features and requirements. It can be used as a tool to provide a range of e-business solutions covering all or part of the TIR procedure and based on a variety of technologies. The models also facilitate the detection of opportunities for simplification and harmonization.

This document is first intended to facilitate the work of the Informal ad hoc Expert Group on Conceptual and Technical Aspects of Computerization of the TIR Procedure and to provide modelling support. In addition, it should facilitate the future work to be undertaken by the Informal ad hoc Expert Group on Legal Aspects of Computerization of the TIR Procedure. The final version of the Reference Model will be submitted to the Working Party on Customs Questions affecting Transport (WP.30) and the Administrative Committee for the TIR Convention (AC.2) for endorsement as well as being a reference for any future work in the eTIR Project. In addition, every single chapter of the Reference Model will, upon completion, be submitted for endorsement to the WP.30 (see Table 0.3).

---

<sup>1</sup> See also IS architecture artistry. G. Gage, IDG Communication Publication, July 1991.

### b.1. Phases and Workflows

According to Rational Unified Process and UMM, every project passes through a series of standard phases. The phases are inception, elaboration, construction and transition. For each phase, a number of workflows is required. The workflows identified for computerization projects are: Business Domain Modelling, e-Business requirements, Analysis, Design, Implementation, Test and Deployment. The UMM focuses on the inception and elaboration phases and limits itself to the first four workflows, not encompassing the Implementation, Test and Deployment workflows. The description of the work during every phase, indicating the main or 'high-level' activities, is shown in Table 0.1.

Table 0.1

#### Activities associated with each phase

Phase	High-level activities
Inception	<ul style="list-style-type: none"> <li>○ Idea is conceived, and initially documented using the UMM.</li> <li>○ Main workflows are: 1) Business Domain Modelling, and 2) e-Business requirements.</li> </ul>
Elaboration	<ul style="list-style-type: none"> <li>○ Idea is further refined and expanded</li> <li>○ Main workflows are: 1) Analysis, and 2) Design</li> <li>○ The outcome – deliverables – is compared with the already defined models, requirements and references contained in the 'repository'</li> <li>○ New models or enhancements to existing models are incorporated into the repository</li> </ul>
Construction	<ul style="list-style-type: none"> <li>○ Messages are designed</li> <li>○ Software development</li> <li>○ Main workflows are: 1) Implementation, 2) Testing, and 3) Deployment</li> </ul>
Transition	<ul style="list-style-type: none"> <li>○ Testing</li> <li>○ Main workflow is Deployment</li> </ul>

In the Inception and Elaboration phases, the UMM concentrates on workflows needed to understand the business needs to produce business scenarios, business objects and areas of business collaboration. They are:

- Business Domain Modelling
- e-Business requirements
- Analysis
- Design

Within each of these workflows a set of deliverables is produced (see Table 0.2). The whole process is iterative so that additions and changes can be validated and incorporated into any of the workflows as they are discovered. Additions and changes should be a natural result of maintenance and enhancement.

Table 0.2

#### Deliverables

	<i>Business Domain Modelling Workflow</i>	<i>e-Business requirements Workflow</i>	<i>Analysis Workflow</i>	<i>Design Workflow</i>
Package diagram	x			

<i>Deliverables</i>	<i>Business Domain Modelling Workflow</i>	<i>e-Business requirements Workflow</i>	<i>Analysis Workflow</i>	<i>Design Workflow</i>
Class diagram	x	x	x	x
Use case description	x	x	x	
Use case diagram	x	x	x	x
Sequence diagram			x	x
Collaboration diagram			x	x
Statechart (state machine) diagram			x	x
Activity diagram	x	x	x	x
Component diagram				x
Deployment diagram				x
Requirements list	x	x	x	
Glossary	x	x	x	

Every workflow focuses on specific aspects of the project. The Business Domain Modelling describes the scope of the project within the whole system, enabling a common understanding of the functioning of the current TIR procedure – the “as-is” situation – to all 'stakeholders' and defines the high-level business requirements. The e-Business requirements workflow captures the detailed user requirements in the computerized environment to be developed and further elaborates the use cases described in the previous phase of the work. The third workflow, the Analysis, translates the requirements identified in earlier phases into specifications that can be followed by software developers and message designers. Finally, in the Design workflow, the specification devised during the Analysis workflow will be used to develop the messages and the collaborations required to exchange these messages.

Each and every workflow will be terminated by a formal validation by the relevant bodies.

## **b.2. Step by step approach applied to the UMM**

At its one-hundred-and-sixth session, the Working Party agreed that, in the light of the complexity of the project and in order to achieve tangible results in the near future, a step-by step approach was the only feasible way to address the eTIR Project.

As stated in the introduction to Chapter b, the UMM methodology is mainly based upon the Rational Unified Process (RUP), which originally has been used in the field of software engineering. The eTIR Project, although not being a software engineering project, nevertheless is confronted with many similar problems with regard to the complexity of the issues at stake. In order to address complex problems, software engineers usually issue a first version of a software, tackling the main issues. With every new release, they add functionalities to the software with a view to advance towards reaching the final objectives of the project.

In the eTIR project, the various steps to be undertaken to achieve results in the project may be considered as being equivalent to the various releases of software. Therefore (and in accordance with the RUP), every single step, after it has been clearly defined, will be considered as a specific sub-project and will have to pass through all phases of a project lifecycle. All sub-projects share the same final objectives but each individual sub-project contains different elements to achieve them.

### **b.3. Structure and updating of the document**

The underlying document follows the methodology and structure presented above. The four main chapters correspond to the four workflows of the Inception and Elaboration phases. In addition, a number of annexes also forms part of the present Reference Model.

The requirements list and the glossary (TIR glossary) are two key cross-reference documents which are used throughout the process to ensure that all business requirements, terms, and definitions are recorded. These two documents are maintained as and recorded in Annexes 1 and 2 respectively.

Annex 3 contains the data elements records.

Annex 4 contains a UML Symbols Glossary, describing the specific terms and symbols of the language to allow non-UML literates to understand the numerous diagrams contained in this document.

Annex 5 contains a UMM/UML Glossary, describing the specific terms used by the UMM methodology.

Annex 6 contains a detailed description of the functioning of the eTIR declaration mechanisms.

Annex 7 contains summary of an independently conducted cost-benefit analysis (CBA), an assessment of the CBA and recommendations.

Annexes 8 and 9 contain the functional and technical fall-backs.

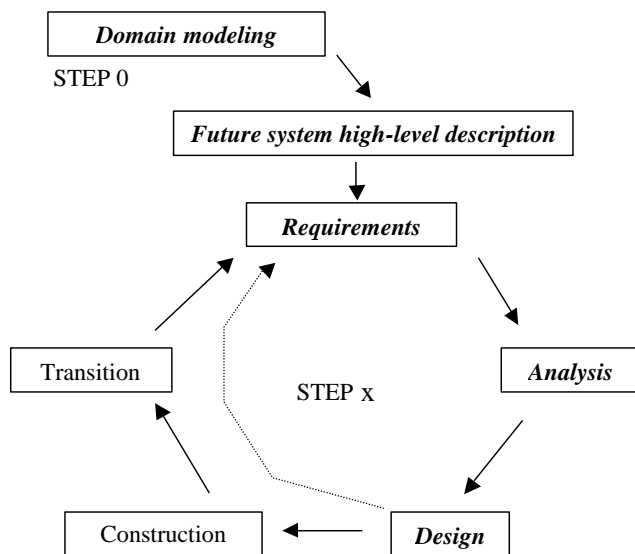
Annexes 10 and 11 contain the lists of, respectively, figures and tables contained in underlying document.

In Annex 12 the reader can find all references to the documents used to elaborate this document.

The Reference Model will contain the results of each work phase, in line with the description in Chapter b.1. and in accordance with the decisions by the Expert Group. In view of the step-by-step approach, described in Chapter b.2., the Reference Model will be amended by means of an iterative process, as shown in Figure 0.1.



Figure 0.1  
**Step-by-step iterative approach of UMM**



Because UMM does not go beyond the design phase of projects, the actual construction and transition phases are beyond the scope of the eTIR Project. Thus, the Expert Group can already start drafting the requirements of the next step before the previous step will actually be in production (see dashed line in Figure 0.1.).

A step-by-step approach can only be successful if all steps, necessary to achieve the final goal, are well defined before starting the actual work. Therefore, the introduction to Chapter 2 contains the description of the different steps of the project and explains how these steps will complement each other in order to achieve the overall objectives of the eTIR Project.

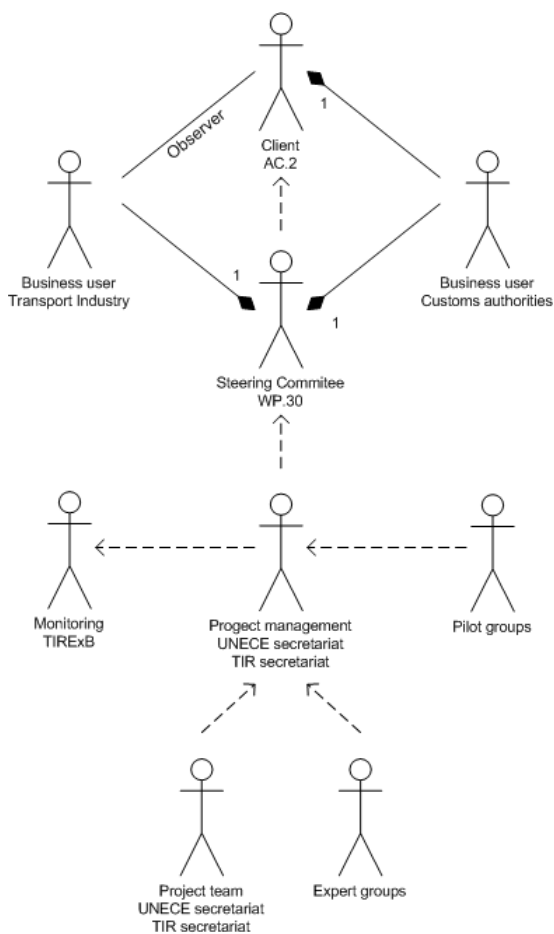
*In addition, some chapters or annexes may be added in the future to reflect the specificities of the TIR Procedure Computerization Project.*

*Moreover, the existing systems identified during the domain modelling phase will have to be taken into account during the Analysis and Design phases of every step to avoid superfluous or incompatible developments. It is important to recall that the eTIR project is not a so-called "Greenfield" project.*

#### **b.4. Stakeholders responsibility chart**

The computerization of the TIR Procedure is a project involving numerous stakeholders. Most of them have specific roles to play in the project and they are interdependent. Figure 0.2 shows the roles of the stakeholders and dependencies between them; dependency arrows also indicate the reporting directions, in other words, who reports to whom.

Figure 0.2  
Stakeholders responsibility chart



**b.5. Review and validation status**

The table below presents the revisions and the validation dates for the various parts and versions of the reference model.

Table 0.3  
**Review and validation status**

	Version	Validated by ... on ... <sup>1</sup>		
		COMP/GE.1 <sup>2</sup>	WP.30 <sup>3</sup>	AC.2 <sup>4</sup>
<b>REFERENCE MODEL</b>				
1. BUSINESS DOMAIN MODELLING	1.5a	27/5/2005	31/5/2006	
	1.6a	29/1/2007	13/6/2007	
	3.0a	10/3/2011		
	4.0a			

1 This table contains the dates on which the various versions of parts of the reference model have been validated (endorsed) by the different groups. The cells in grey indicate that endorsement by that specific group is not required.  
 2 Informal ad hoc Expert Group on Conceptual and Technical Aspects of Computerization of the TIR Procedure.  
 3 Working Party on Customs Questions affecting Transport.  
 4 Administrative Committee for the TIR Convention, 1975.

	Version	Validated by ... on ... <sup>1</sup>		
		COMP/ GE.1 <sup>2</sup>	WP.30 <sup>3</sup>	AC.2 <sup>4</sup>
1.1 Vision	1.2	2/3/2004	[REDACTED]	[REDACTED]
	1.5a	27/5/2005		
1.2 TIR procedure domain	1.2	2/3/2004		
	1.4a	27/10/2004		
1.3 TIR Carnet life cycle use cases	1.2	2/3/2004		
	1.4a	27/10/2004		
1.4 Elaborate the use cases	1.4a	27/10/2004		
1.5 Entity classes	1.0	2/9/2003		
	1.4a	27/10/2004		
1.6 High-level class diagram	1.4a	27/10/2004		
2. E-BUSINESS REQUIREMENTS	2.0a	12/6/2007		
	2.1a	11/4/2008	[REDACTED]	[REDACTED]
	3.0a	10/3/2011		
	4.0a			
3. ANALYSIS WORKFLOW	3.0a	10/3/2011		
	4.0a			
4. DESIGN WORKFLOW	4.0a			

## 1. Business domain modelling

The purpose of the Business Domain Modelling workflow is:

- To present the scope of the project;
- To understand the structure and dynamics of processes within the current TIR procedure;
- To ensure that all stakeholders involved have a common understanding of the current TIR procedure;
- To understand the daily business in the TIR procedure, without reference to an electronic solution;
- To formulate the high-level business requirements which will serve as a basis for a subsequent detailed analysis.

In an international project such as the computerization of the TIR procedure, it is absolutely indispensable that every stakeholder involved has a common vision of the project. Therefore, the first part of the Business Domain Modelling describes this vision in light of the background and the mandates given to the various groups involved.

Once the vision is clearly defined, the high-level analysis of the TIR procedure domain can be undertaken, followed by a more detailed analysis enabling a deeper understanding of the functioning of the TIR procedure. To this end, the domain is divided into areas and a use case analysis is drawn up for each area of interest. Already at this level some areas will be left aside because they are not part of the scope of the project. The requirements list and the TIR glossary are also filled-in accordingly. The list of entity classes and the high-level class diagram, established during this workflow, contribute to the development of the TIR glossary.

Deliverables from the Business Domain Model workflow include:

- Scope of the Business Domain and the boundaries of the project;
- Business Domain use case diagram with its description and business domain activity diagram;
- Use case diagram, use case description and activity diagram for each area;
- TIR entity classes, definitions and a high-level class diagram;
- List of business requirements (including non-functional requirements);
- TIR glossary.

### 1.1 Vision

This first part of the work aims at reaching agreement on the objectives, the business needs and the scope of the business domain. This also involves identifying the business opportunities and specifying the boundaries of the business domain being modelled.

#### 1.1.1 Project title and abbreviation

The title given by the WP.30 to the project is:

**TIR Procedure Computerization Project**

The abbreviation used for the project is:

*eTIR*

### 1.1.2 Objectives

This chapter gives a brief description of the purpose of the project.

The final objectives of the eTIR Project are:

- Integrating the computerized TIR procedure in the overall process of technological development in international transport, trade and Customs procedures:
  - Simple and cost effective data capture and data transmission;
  - Facilitation of global intermodal application of the TIR Procedure;
  - Real time exchange of information among actors.
- Improving the efficiency and quality of the TIR procedure:
  - Reduction of processing times at border crossings and final destination;
  - Increased efficiency of internal administrative and control procedures;
  - Increased accuracy and reduction of errors;
  - Reduction of costs;
  - Progressive replacement of paper TIR Carnet;
  - Full use of international standard codes in order to eliminate language barriers;
  - Availability of advance cargo information.
- Reducing the risk of fraud and improving security:
  - Automatic generation of data for risk assessment;
  - Facility to implement early-warning system;
  - Easy access to information for control and risk management purposes.

### 1.1.3 Boundary of the eTIR Project

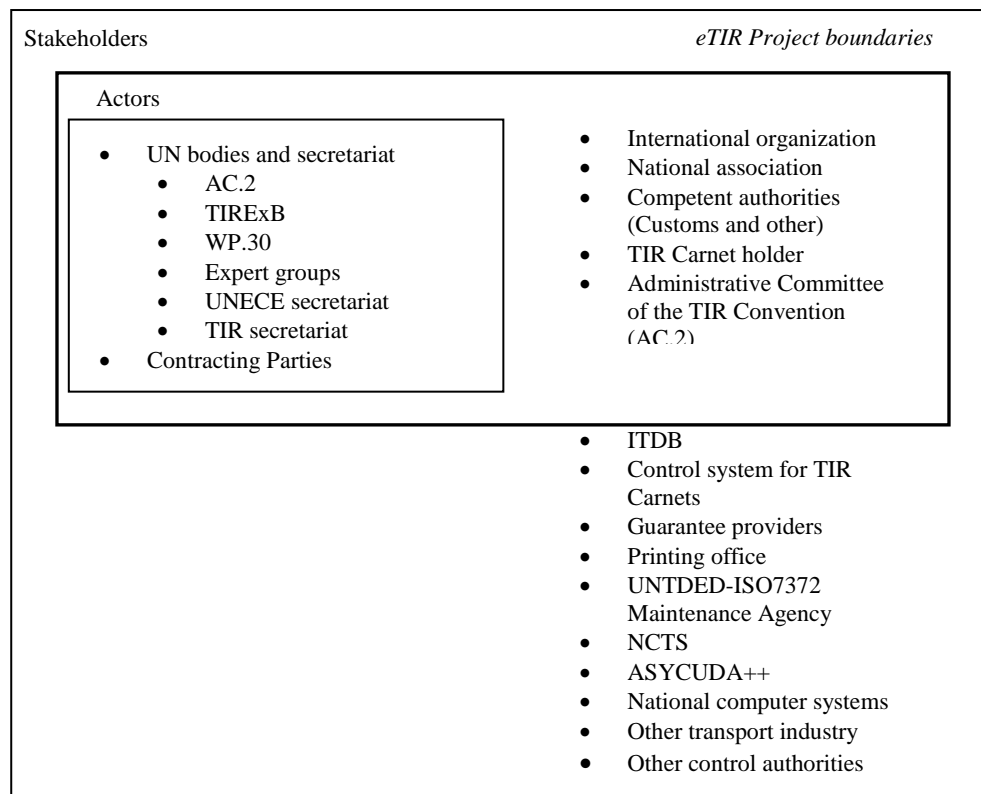
The final objective of the eTIR project encompasses the computerization of the whole TIR Carnet life cycle (from issuance and distribution via the TIR transport to return and repository) and is ultimately aimed at replacing the current paper TIR Carnet. However, the eTIR Project will inevitably have repercussions on other parts of the TIR Procedure. Therefore, it is important to identify the boundaries of the project in order to realize the full impact the project may have and to ensure that the views of all stakeholders are taken into due account. The boundaries are defined along two axes: stakeholders and information

#### 1.1.3.1 Stakeholders

A stakeholder is defined as someone (or something) who is materially affected by the outcome of the system but may or may not be an actor of the system. Actors are stakeholders who are involved in the specific project as users and are thus part of the Reference Model. Stakeholders inside the boundary of the system are involved in the project as active participants in the work and/or members of decision-making bodies; those outside the boundary may participate in meeting to ensure any future compatibility where necessary.

Figure 1.1 shows the stakeholders inside and outside the boundaries of the project and emphasises those who are also actors.

Figure 1.1  
Stakeholders and actors



#### 1.1.3.2 Information

The data elements inside the boundaries have already been identified and are listed in Annex 3 of the Reference Model (source: the report of the Second meeting of the Expert Group (ExG/COMP/2002/10, Annex 4)). These data elements reflect the information contained in the current, paper-based, TIR carnet and provide the basis for the elaboration of a minimal set of data to be computerized. However, this set may need to be further amended in the course of the project, when the Group addresses other issues, such as, for example, security.

#### 1.1.4 Business Opportunity and Problem Statement

This section describes the initial considerations with regard to the development of the eTIR project. A complete vision for the future system is presented in Chapter 2.1 of this document.

##### 1.1.4.1 Technological developments in international transport, trade and Customs procedures

The extremely rapid technological developments in Internet applications, world-wide wireless communication systems and smart card technologies have led to simple and cost effective data transmission possibilities on a world-wide level with increasingly secure authentication procedures. These technologies have and increasingly will affect profoundly the way and means how international transport and trade operations as well as Customs procedures are carried out.

EDI technologies are today used by all major freight forwarding companies and by many road transport companies engaged in international transport. Also Customs authorities increasingly use these technologies to enhance efficiency of internal administrative and control mechanisms and to improve service quality at border crossing points.

The reasons for such rapid introduction of EDI technologies – unthinkable only five years ago – are cost benefits and the superior service quality in terms of accuracy, speed, tracing, controlling, billing and other value-added features which are associated with the use of these computer-based technologies. Traditional paper-based documents and procedures no longer fit into such an environment unless they are accompanied or supported by computer readable data files. Any modern international Customs transit system with the objective of facilitating international transport and trade simply cannot ignore these rapid developments.

#### *1.1.4.2 Efficiency of the TIR Customs transit procedure*

Freight forwarding and transport companies as well as Customs authorities constantly have to improve the efficiency of their operations and to increase service quality. This will become increasingly important since international goods transport, particular road transport, is forecast to increase considerably in the coming years, also along the East-West European transport corridors (European Union – Russian Federation, CIS countries and beyond) and on the Southeast-European axis (European Union – Turkey –Iran (Islamic Republic)/Middle East). These trends, together with the tremendous growth of smaller and time-sensitive shipments, will substantially increase the volume of international shipments and thus the workload of Customs authorities. At the same time the resources allocated to Customs services, both in terms of manpower and installations, are decreasing in many countries.

Statistics show that there exist no alternatives to the TIR Customs transit procedure for international road transport. In 2000 more than 500,000 TIR operations were terminated in the Russian Federation. The CIS countries alone accounted for more than half a million of TIR Carnets issued. Bulgaria, Iran (Islamic Republic of), Romania and Turkey also issued more than 900,000 TIR Carnets to their transport operators in 2000. Even with the extension of the Community and Common Transit Systems to the EU accession countries in the coming years, the use of the TIR procedure will probably further increase, particularly once the countries in the Middle East, Northern Africa and Asia apply fully the TIR procedure and China accedes to the TIR Convention.

Thus, the TIR Customs transit regime will remain the backbone for efficient international road transport at the pan-European level and it seems thus indispensable to adapt it to the already existing and emerging needs of the transport industry and the Customs authorities involved.

In the 1970's, when the paper-based TIR Carnet was introduced in its present form, it not only provided proof of the required guarantee coverage, but it also constituted the administrative basis for further trade facilitation as well as effective Customs administration and control of transit operations. Today the TIR Carnet has lost this role to a large extent (apart from the fact that it is no longer in line with the format and layout of modern trade documents as recommended in the UN Layout key). In fact, there are even situations where the use of the TIR Carnet interferes with the concept of effective Customs transit administration and control, as the information contained in the TIR Carnets is often no longer used directly by Customs authorities, but has to be inserted manually into the various national computer systems which are increasingly used by Customs authorities. In some cases the white and green vouchers in the TIR Carnet are no longer used for Customs control, even though they still have to be filled-in by TIR Carnet holders. Apart from the risk of errors during repetitive data entry (ironically this had been one of the major advantages of the TIR Carnet replacing national Customs documents) these manual procedures are time-consuming and require resources which Customs authorities should use more effectively for other purposes.

The TIR Carnet also seems to become a burden for TIR Carnet holders as it is difficult, expensive and time-consuming to be filled-in and requires tailor-made

software and hardware solutions, while multiple data entries in the TIR Carnet vouchers are often no longer needed for Customs control purposes (see above). Furthermore, the use of TIR Carnets results in millions of physical handling and shipment operations between a centralized printer and the IRU in Switzerland, between national associations and TIR transport operators in more than 40 countries and vice versa, until their final storage at the IRU premises in Switzerland. All these physical movements are a potential source for errors and fraud. They also are reflected in the costs of TIR Carnets, not to mention those incurred by the international EDI Carnet control system.

In terms of Customs efficiency, the paper-based TIR Carnet therefore has already and will increasingly become the weakest link in the TIR transport chain, unless it is complemented and ultimately replaced by electronic procedures. The introduction of new Customs procedures, such as the New Computerized Transit System (NCTS), client-oriented automated Customs declarations systems already available or being installed in virtually all major ports and airports or the electronic Customs procedures applicable for land transport in North America support this view.

Experience shows that automated Customs transit systems do not only reduce processing times at border crossing and final destination, but also allow Customs authorities to offer value-added services to transport operators and freight forwarders, such as on-line information on the status of transit operations. There is no reason why only the road transport industry should not be allowed to benefit from the possibilities of modern technologies in dealing with Customs authorities.

#### *1.1.4.3 The fight against fraudulent activities*

The fight against misuse of Customs transit systems is of utmost importance to all parties, as the facilities of these procedures can only be granted if Customs duties and taxes at risk are not jeopardized or can be easily recovered in case of misuse.

In contrast to its modest origins, Customs transit systems involve today thousands of operations every day. In such an environment, individual and manual processing and control of documentation by Customs officers, as in the past, has become ineffective and is no longer possible without causing long delays. The visual checking of paper-based documents, Customs stamps, ID-numbers, etc. must be complemented and/or replaced by automated systems which can verify authenticity of persons and data (documents) and automatically generate data for risk assessment of sensitive cargoes, destinations, etc. Effective risk management systems with the capability to act in anticipation of emerging problems are not only indispensable at the national level (Customs authorities and national associations), but, as a result of the centralized TIR guarantee system and the increase in international organized crime, also at the international level (international insurers, IRU, TIR Executive Board (TIRExB)). The revised TIR Convention (Phase I) has provided the legal and administrative means to establish such a coordinated approach and modern EDI technologies allow its efficient functioning.

The IRU, acting in accordance with Article 6 of the TIR Convention, maintains data banks with commercial information of their member associations and on the TIR Carnet users as well as information on stolen, misused or otherwise risk-prone TIR Carnets. By means of the SafeTIR system, the IRU also obtains from Customs authorities on-line information on terminated TIR Carnets covering more than 80 per cent of all TIR transports.

The international insurers certainly also have detailed information available on all Customs claims lodged in the framework of the TIR Convention which should comprise information on the reasons for such claims, countries, operators and types of goods involved as well as the amount of duties and taxes thereon.



The TIRExB, as a governmental organ, also has detailed information on all TIR Carnet holders as well as on their status (authorized, excluded or withdrawn). It also has detailed information on approved Customs seals and stamps as well as on the numerous legal arrangements made between national associations and Customs authorities in the Contracting Parties to the Convention.

Some of this information is already today available to Customs authorities or to the private sector, but no concerted efforts have yet been made to share or combine this information neither at the national and international levels nor between these levels. With a view to enhancing pro-active risk management capabilities by Customs authorities, private associations and the international guarantee providers of the TIR system, it seems therefore indispensable that Customs enforcement authorities, the TIRExB as well as the international TIR guarantee providers pool their knowledge and data. In line with national data protection laws, such information could, in the future, be made available on-line and on the basis of well-defined criteria. An integrated information system would not only provide for systematic information about trends in criminal activities, but could also allow automated risk assessment on a case by case basis, thus speeding-up border crossing and termination procedures for the very large majority of transport operators (TRANS/WP.30/2001/5, paras. 15-30).

The Expert Group, when validating the Business Opportunity and Problem Statement at its fourth session on 1-2 March 2004, fully recognized the fact that the statement as reflected in underlying Chapter should be judged and analyzed within the context of its historical setting. In 2001, when identifying the existing problems and formulating the challenges/opportunities ahead in the field of computerization of the TIR Procedure, the Ad Hoc Expert Group on Computerization was not in a position to judge a number of developments which would take place in the course of time, which would put some of the issues raised in a different light. In particular, the Expert Group stressed that major achievements had already been obtained with regard to the implementation of a control system for TIR Carnets, where considerable concerted efforts had been undertaken by Customs authorities and the private sector to exchange and share information.

#### **1.1.5 References**

References are contained in Annex IX of the Reference Model.

#### **1.1.6 Scope of the project**

The scope of the project is to allow for the use of electronic data interchange in the so-called “TIR Carnet life cycle” without changing its basic philosophy.

The following elements of the TIR procedure are inside the scope of the project:

- TIR Carnet life cycle:
  - Issuance and distribution of TIR Carnets;
  - TIR Transport;
  - Return and repository of the TIR Carnets;

The following elements of the TIR procedure are outside the scope of the project:

- Approval of the guarantee chain;
- Approval of the association;
- Approval of transport operators;
- Approval of vehicles;

- Management of a control system for TIR Carnets (Annex 10 of the TIR Convention);
- Administration of the TIR Convention;
- Organization and functioning of the guarantee system.

When outlining the contents of the eTIR Project, the WP.30 and the Expert Group have already identified a number of tasks which shall be included. The key statements are reproduced here after:

- Analysis of the actual and future functioning of the TIR procedure (TRANS/WP.30/2002/5; ExG/COMP/2002/7);
- Development of a standard set of messages allowing for an effective communication between parties involved (ExG/COMP/2002/5);
- Preparation of the required amendments to the TIR Convention (TRANS/WP.30/2002/5; ExG/COMP/2002/7);
- Description of roles and responsibilities of all actors involved in an electronic environment (TRANS/WP.30/2002/7);
- Estimation of the costs generated by a computerized environment (cost/benefit analysis) (TRANS/WP.30/2002/5; ExG/COMP/2002/7);
- Inventory of impact on national administrative procedures and national infrastructure (TRANS/WP.30/2002/7);
- Step-by-step approach to achieve tangible results in the computerization of the TIR procedure (TRANS/WP.30/212);
- Establishment of an international centralized database (TRANS/WP.30/212);
- Management by Customs of data on guarantees, once the guarantor has issued a guarantee to an operator (ECE/TRANS/WP.30/226).

### **1.1.7 Constraints**

This Chapter describes which issues of a technical, political, economical or other nature have to be taken into account when designing and describing the eTIR Project. Some such issues may limit the possibilities for the project, whereas others may represent dependencies or even create opportunities.

The Requirement List of Annex I specifies how each of these constraints has to be addressed.

#### *1.1.7.1 Technical constraints*

- Data protection
- Security
- Compatibility, interoperability or interfacing with the following projects
  - NCTS
  - National Customs systems
  - SafeTIR/Cutewise
  - ITDB
  - ASYCUDA, ASYCUDA<sup>++</sup>, ASYCUDA WORLD
  - UNTDED/ISO7372
  - UNeDocs (project)
  - WCO data sets and data model

- A complete migration overnight towards a computerized environment is not realistic (a step by step implementation is required).
- Use only future-proof systems and standards
- Character set and coding management

#### 1.1.7.2 *Political/legal constraints*

- The TIR Convention should be changed as little as possible.
- Certain Contracting Parties may not want to directly exchange information with other Contracting Parties.
- The computerisation should not result in the exclusion of Contracting Parties from the TIR system.
- Data protection laws (e.g. business secrecy, privacy of physical persons law, governmental data protection)
- It may be a legal requirement that the national language of the country of departure is used.

#### 1.1.7.3 *Financial / Economic constraints*

- Limited resources available at the national and international level, both at the private and the public sector.
- Budgeting procedure might take up to 50 months in certain countries. National investments should be planned long in advance.
- Financial support necessity

#### 1.1.7.4 *Other constraints*

- Prioritisation and timing
- IT knowledge in countries (human constraints)

### **1.1.8 Stakeholders' needs**

#### 1.1.8.1 *Needs of Customs administrations*

##### Functional needs of Customs

- Real time information
- Advance cargo information
- International Guarantee management for Customs
- International validation of the authorisation of the TIR Carnet holders against the ITDB (Authorisation, Withdrawal, ...)
- Reports with statistical information
- Status of the TIR transport to be available

##### Functional needs of guarantors (in the view of Customs)

- Termination notification
- Discharge notification
- Status of the TIR transport to be available

##### Functional needs of the private sector (in the view of Customs)

- Status of the TIR transport to be available

Additional data needs for Customs

- Consignee
- EU: need of consignor data

#### *1.1.8.2 Needs of the transport industry*

- Keep the TIR System accessible for new Contracting Parties and small transporters meeting the requirements of Annex 9;
- Ensure the TIR system to be easy to use and competitive in comparison with another means of guaranteeing the delivery of goods to customs office of destination;
- Develop standardized instructions for all the participants of the TIR System with the aim to eliminate disconnected actions and human element causing mistakes while working with the system;
- Facilitate the movement of goods through faster and more standardized Customs procedures;
- Reduce the risk of providing the guarantee by rapidly securing termination and making data timely and available 100%;
- Quickly identify and eliminate from the system those who perpetrate fraud;
- Safeguard data from unauthorized access and occasional damage or loss;
- Increase the level of transparency and confidence between the industry and competent authorities.
- Standard declaration mechanism
- Status of the TIR transport to be available

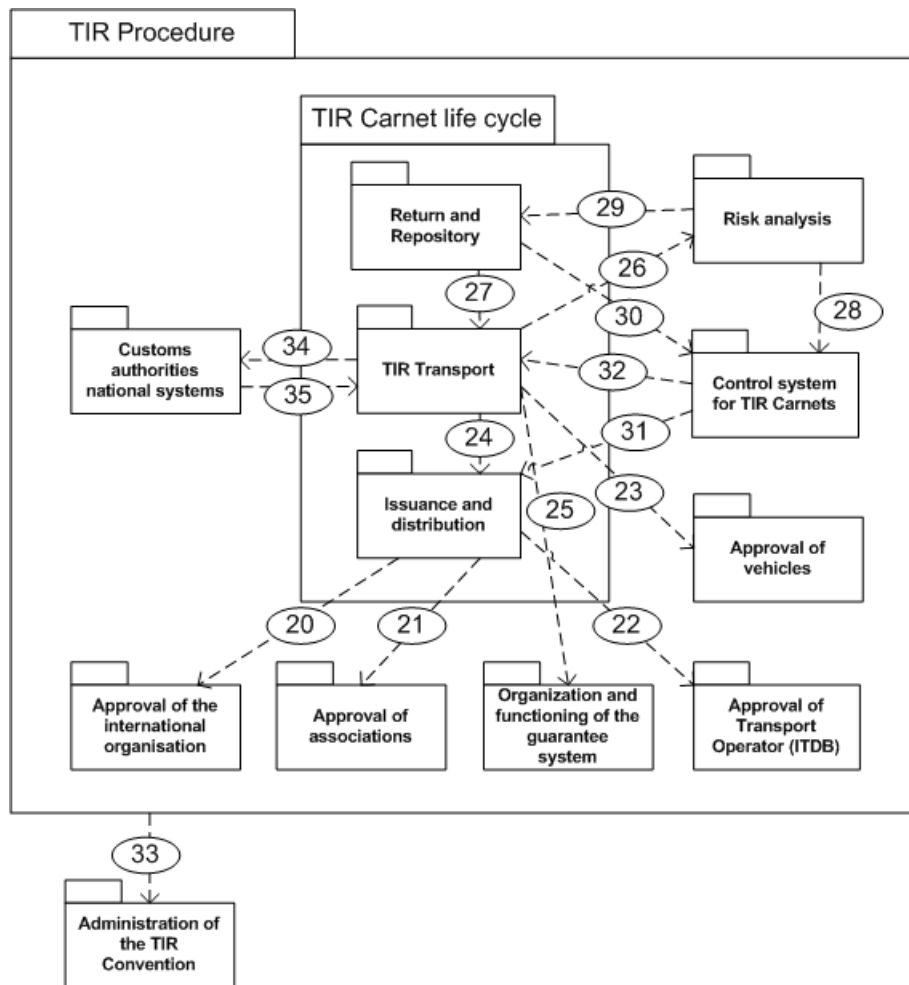
## **1.2 TIR procedure domain**

The TIR procedure is a very wide domain, composed of numerous interconnected systems. As seen under 1.1.5, the current project is limited in its scope to a part of the overall TIR procedure: the TIR Carnet.

### **1.2.1 TIR Procedure package diagram**

The following package diagram is intended to show the division of the domain into systems and the dependencies among those systems.

Figure 1.2  
**TIR procedure package diagram**



### 1.2.2 TIR Procedure package diagram description

Table 1.1

#### TIR procedure package diagram description

Name	TIR procedure package diagram
Description	<p>The TIR procedure is an International Customs Procedure governed by the TIR Convention, 1975. A detailed description of the procedure can be found in the introduction of the TIR Handbook distributed by the TIR Secretariat.</p> <p>The TIR procedure is composed of numerous interconnecting systems to allow for the functioning of the procedure. The system we are most interested in for the current project is the TIR Carnet system. It can be defined by listing all functions and uses of the TIR Carnet. It is composed of sub-systems, namely: the issuance and distribution system, the TIR transport system and the return and repository.</p> <ul style="list-style-type: none"> <li>• The function of the issuance and distribution sub-system by the international organization and the national associations is to provide transport operators with TIR Carnets in order to allow them to perform TIR transports;</li> <li>• The TIR transport sub-system is the central system of the TIR procedure. It links the transport industry to the customs offices involved in a TIR transport and allows them to exchange the necessary information;</li> </ul>

- The transport operators, the associations and the international organization manage the return and repository sub-system. Its function is to centralize the storage of the used TIR Carnet and to check that no problems have occurred during the TIR transport;

Other systems outside the scope of the current project but of importance for the well functioning of the TIR procedure are:

- Customs authorities national systems;
- Approval of the guarantee chain;
- Approval of the association;
- Approval of transport operators;
- Approval of vehicles;
- Control system for TIR Carnets;
- Organization and functioning of the guarantee system;
- Risk analysis system;
- Administration of the TIR Convention.

In the package diagram, the dependencies between all systems are indicated with dashed arrows. The dependencies are numbered according to the Requirements 20 to 35 of which they are the consequences.

Actors	Transport industry, Customs, Guarantee chain.
Performance Goals	Facilitate border crossing in international transport of goods.
Preconditions	Ratification of the TIR Convention by Contracting Parties and implementation of the TIR system.
Requirements Covered	20-35

### 1.3 TIR Carnet life cycle use cases

Now that we have described the domain, we can concentrate on the scope of the eTIR Project, the TIR Carnet system.

#### 1.3.1 Actors of the TIR Carnet life cycle

Before describing the use cases of the TIR Carnet life cycle, we will identify all the actors who play a role in the course of the TIR Carnet life cycle. By definition any person, entity or system playing a role in the TIR Carnet life cycle is an actor. The actors have already been identified when setting the boundaries of the project and they are:

- International organization,
- National association,
- Competent authorities (Customs and other),
- TIR Carnet holder,
- Administrative Committee of the TIR Convention (AC.2).

Each actor plays one or more roles in the course of the TIR Carnet life cycle. Therefore, the actors are often considered and defined according to one of the roles they play. For example, the actor “Customs authority” can play the role of Customs office of entry (en route) for incoming TIR transports but it can also play the role of Customs office of exit (en route) for outgoing TIR transports.

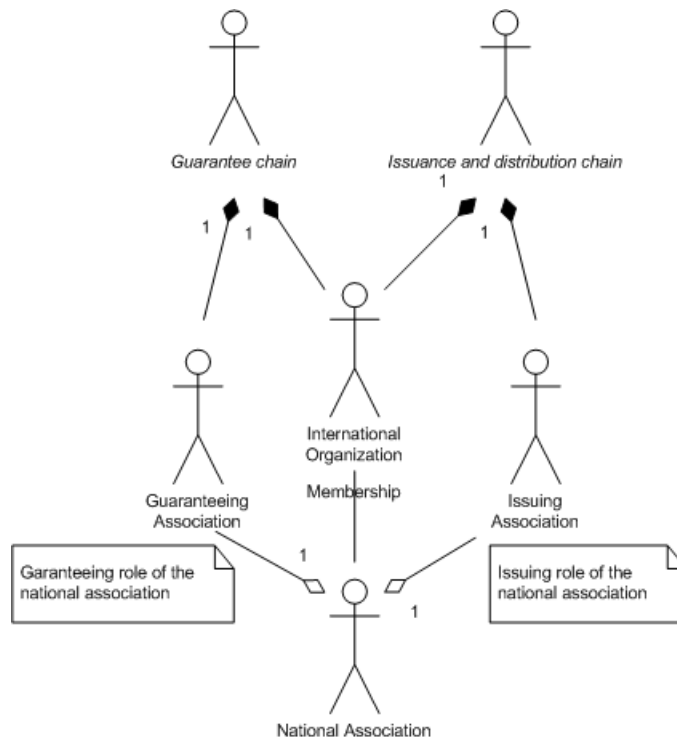
As a consequence, we will identify all aspects of each actor through the roles he performs within the context of the TIR Convention. The following description of the actors by means of the role they play is essential for understanding the rest of the chapter.

#### 1.3.1.1 International organizations and national associations

International organizations and national associations can be described according to their two main roles in the TIR Carnet life cycle: the guaranteeing role and the issuing role. Figure 1.5 shows the relation between the international organizations and national associations, taking account of these roles.

Figure 1.3

#### International organizations and national associations

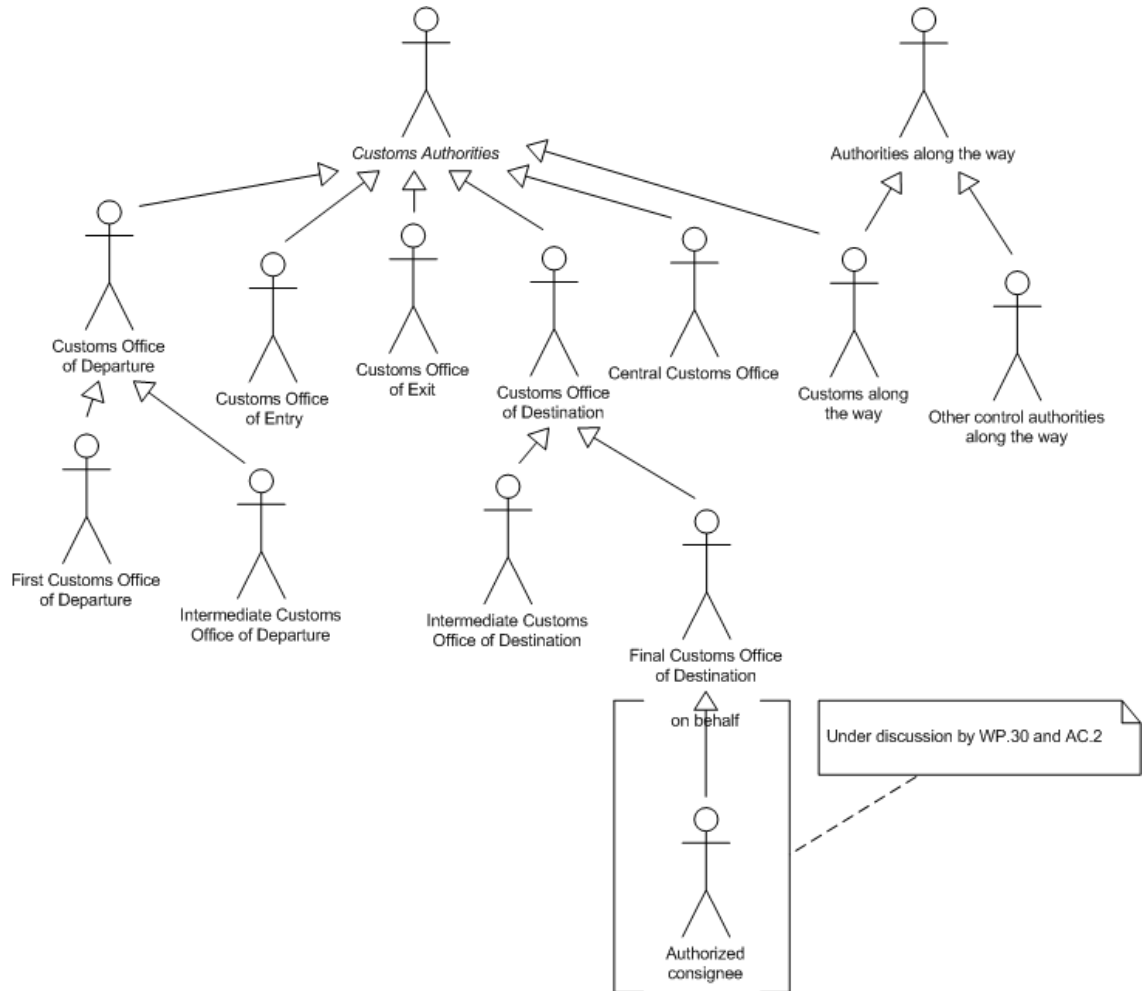


1.3.1.2 Competent authorities

The various competent authorities (Customs and other) can be structured in such a way that they reflect the generalization of the roles they have in common. Figure 1.4 reflects the various aspects of the competent authorities (mainly Customs authorities) in the course of the TIR Carnet life cycle.

Figure 1.4

**Customs authorities and other authorities**



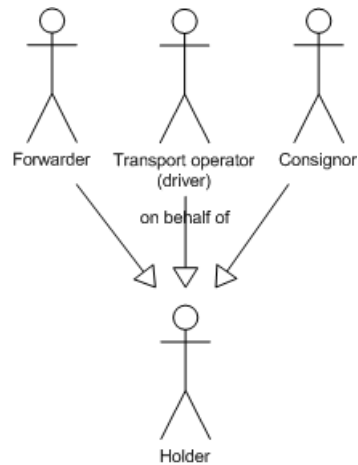


### 1.3.1.3 TIR Carnet holder

The TIR Carnet holder fulfils a central role in the TIR Carnet life cycle. This role is reflected in various use cases. Among these, the use case in which he provides data on the TIR transport and certifies them is certainly a crucial one. It can also happen that other persons, on his behalf, fill-in and certify the information that he must provide. Figure 1.6 shows the TIR Carnet holder and the agents who may provide data on his behalf.

Figure 1.5

#### TIR Carnet holder and agents



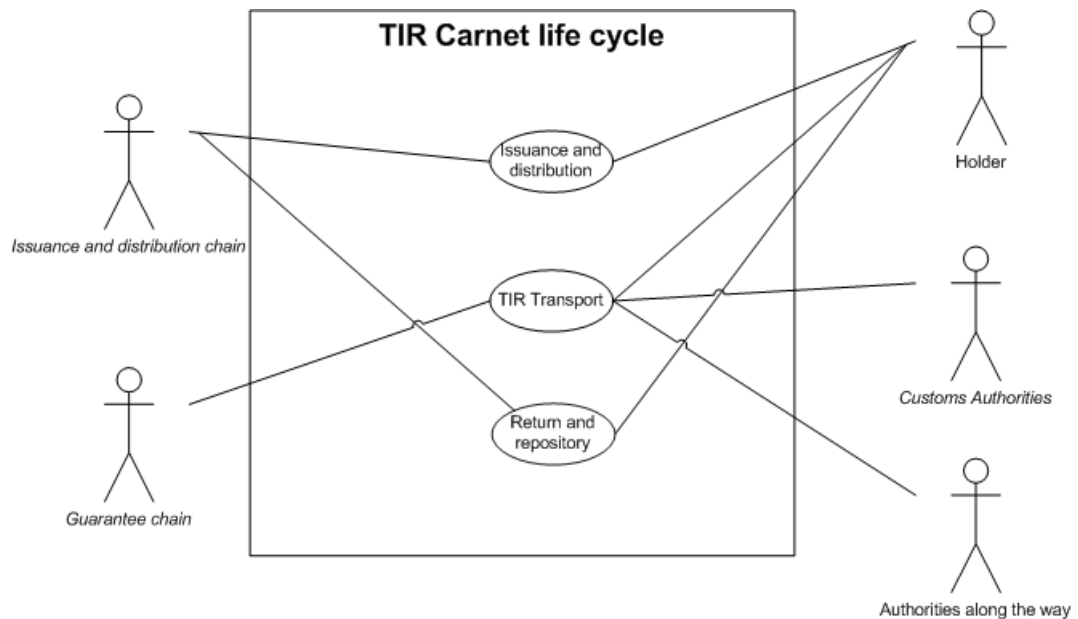
### 1.3.1.4 Administrative Committee of the TIR Convention (AC.2)

The AC.2 has a supervisory role with regard to the TIR Carnet life cycle. We will see in the detailed analysis of the use cases that some use cases in connection with that role are performed by the TIRExB.

### 1.3.2 TIR Carnet life cycle use case diagram

Figure 1.6

#### TIR Carnet life cycle use case diagram



### 1.3.3 TIR Carnet life cycle use case description

Table 1.2

#### TIR Carnet life cycle use case description

Name	TIR Carnet life cycle use case
Description	High-level view of all activities related to the paper TIR Carnet and the actors involved.
Actors	Guarantee chain, Customs authorities, Holder, Authorities along the way
Performance Goals	Allows the exchange of information between parties involved.
Preconditions	<ul style="list-style-type: none"> <li>• Approval of the guarantee chain;</li> <li>• Approval of the association;</li> <li>• Approval of transport operators;</li> <li>• Approval of vehicles;</li> <li>• Management of the guarantee chain;</li> <li>• Administration of the TIR Convention.</li> </ul>
Postconditions	-
Scenario	<p>An international organization prints (organizes the printing) of TIR Carnets and distributes them to the authorized national associations. An authorized transport operator (TIR Carnet Holder) can then request a TIR Carnet from his national association. The national association issues the TIR Carnet to the TIR Carnet Holder. The national association may in certain cases return the TIR Carnet to the international organization instead of issuing it to a TIR Carnet holder.</p> <p>The TIR Carnet is then presented to the Customs office of departure within the limits of its validity by the holder to perform a TIR Transport. The TIR Carnet does not only represent the</p>

international Customs document, but also the guarantee.

Once the TIR Transport has ended, the TIR Carnet is returned to the holder, then to the association and finally to the international organization. In case the validity of a TIR Carnet has expired before it is presented to the Customs office of departure by the TIR Carnet holder, he must return it unused to the national association, which sends it back to the international organization.

Alternative Scenario In case of fraud, Customs authorities may keep the TIR Carnet until the case is solved.

Special requirements -

Extension Points -

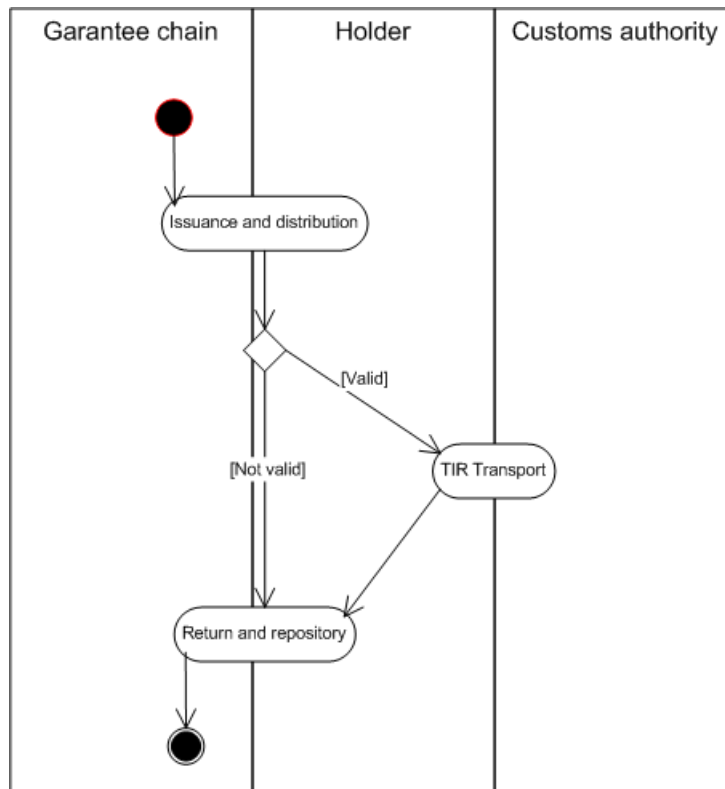
Requirements -

Covered

### 1.3.4 High-level activity diagram of the TIR Carnet life cycle

Figure 1.7

**TIR Carnet life cycle activity diagram**



## 1.4 Elaboration of use cases

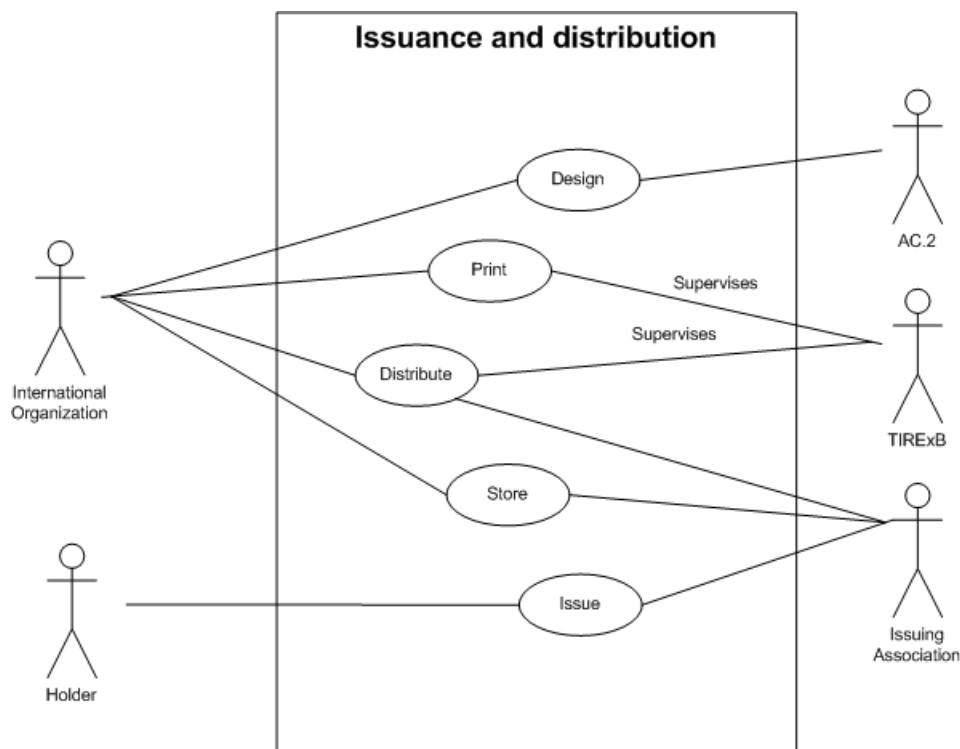
This chapter aims at providing a detailed view of the procedural aspects of the TIR system. It focuses on the most common procedure and does not describe in details occasional procedures. These latter are only identified as alternative scenarios and not dealt with in more details.

### 1.4.1 Issuance and distribution use case

#### 1.4.1.1 Issuance and distribution use case diagram

Figure 1.8

#### Issuance and distribution use case diagram



#### 1.4.1.2 Issuance and distribution use case description

Table 1.3

#### Issuance and distribution use case description

Name	Distribution and issuance use case
Description	In the course of this use case, the TIR Carnet is produced (printed, stored), distributed and issued to authorized transport operators.
Actors	AC.2, international organization, issuing association, holder of TIR Carnet, TIRExB
Performance Goals	To provide authorized TIR Carnet holders with TIR Carnets, the TIR Carnet being a Customs declaration to place goods under the TIR procedure (transit procedure) and representing an internationally recognized financial guarantee to Customs authorities of Contracting Parties with which a TIR operation can be established, in accordance with the provisions of the TIR Convention

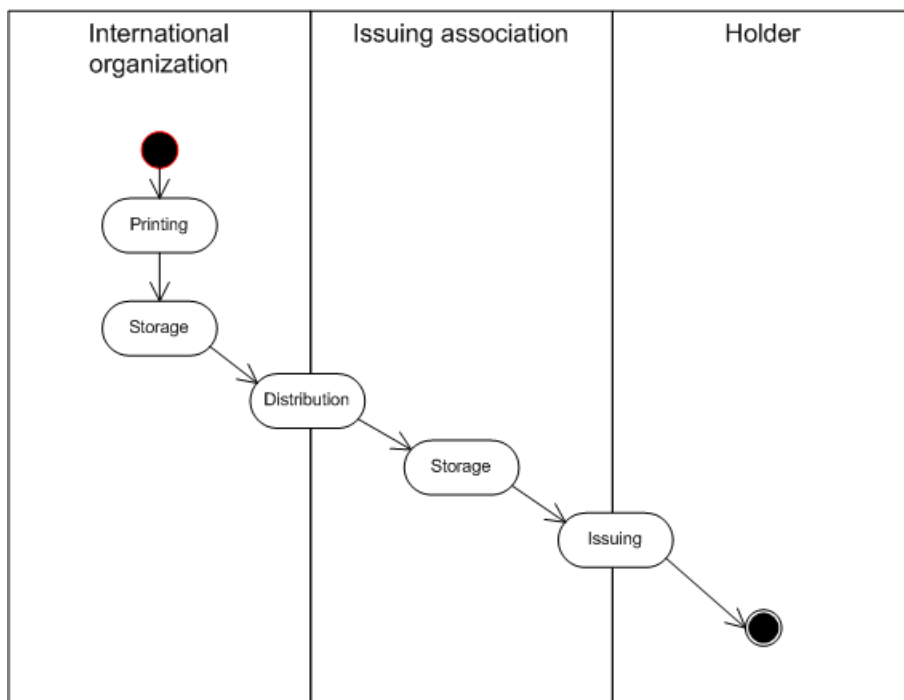
Preconditions	<p>The international organization is authorized by AC.2 to centrally print and distribute TIR Carnets in accordance with Art. 6.2bis of the TIR Convention and Annex 8, Article 10 (b) of the TIR Convention under the supervision of the TIR Executive Board</p> <p>The national association is authorized by its national Customs authorities, according to Art. 6.1 of the TIR Convention and Annex 9, Part I of TIR Convention, to issue TIR Carnets and to act as guarantor. The national association should be affiliated to an international organization.</p> <p>Transport operators have to be authorized by competent Customs authorities, according to Art 6.4 and 6.5 of the TIR Convention and Annex 9, Part II of TIR Convention, in order to obtain TIR Carnets from their issuing association and to utilize TIR Carnets, according to Art. 6.3.</p>
Postconditions	<p>In accordance with the TIR Carnet life cycle use case, this use case can be followed by:</p> <ul style="list-style-type: none"> <li>- the TIR transport use case;</li> <li>- the Return and repository use case.</li> </ul>
Scenario	<p>While respecting the design, elaborated under the auspices of the United Nations Economic Commission for Europe and endorsed by AC.2, the international organization is responsible for printing TIR Carnets. The TIR Carnets are stored temporarily before being distributed by the international organization to its affiliated national issuing associations.</p> <p>The issuing association, possibly after another storage period, fills-in fields 1 to 4 of the TIR Carnet cover page and issues the TIR Carnet to authorized TIR Carnets holders, according to Art.6.3 of the TIR Convention (to national or, in some situations, to foreign TIR Carnet holders, respecting, in such case, special requirements) within the quota fixed by the association.</p> <p>The TIRExB supervises the centralized printing and distribution in accordance with Annex 8, Article 10 (b) of the TIR Convention.</p>
Alternative Scenario	<p>The main scenario does not take into account that the TIR Carnet may be stolen, lost or not valid. The following scenarios are possible:</p> <ol style="list-style-type: none"> <li>1. The TIR Carnet is lost/stolen/not valid after printing but before being stored at the premises of the international organization;</li> <li>2. The TIR Carnet is lost/stolen/not valid while still stored at the premises of the international organization;</li> <li>3. The TIR Carnet is lost/stolen/not valid during transport between the international organization and the national association;</li> <li>4. The TIR Carnet is lost/stolen/not valid, while in possession of the national association, before being issued;</li> <li>5. The TIR Carnet is lost/stolen/not valid after having been issued to the authorized TIR Carnet holder;</li> <li>6. The TIR Carnet is returned by the national association to the international organization before being issued.</li> </ol>
Special requirements	<p>Data on authorized TIR Carnet holders are stored in the International TIR Database (ITDB) maintained by the TIR Executive Board and TIR Secretariat.</p> <p>Data on lost/stolen TIR Carnets is maintained by the international organization in an electronic control system.</p>
Extension	<p>During the distribution and issuance, information will be sent to the</p>

Points	electronic control system maintained by the international organization.
Requirements Covered	-

1.4.1.3 Activity diagram of the issuance and distribution use case

Figure 1.9

**Issuance and distribution activity diagram**



## 1.4.2 TIR transport use case

### 1.4.2.1 TIR transport use case diagram

Figure 1.10

#### TIR transport use case diagram



1.4.2.2 *TIR transport use case description*

Table 1.4

**TIR transport use case description**

Name	TIR Transport Use Case
Description	This use case describes the transport of goods from the first Customs office of departure to the final Customs office of destination under the TIR procedure, where borders between countries (Customs territories) are crossed.
Actors	Customs authorities, Guarantee chain, TIR Carnet holder
Performance Goals	Reduce the time spent at all concerned Customs offices during international transport of goods performed under cover of a TIR Carnet in accordance with the provisions of the TIR Convention
Preconditions	<p>The authorized TIR Carnet holder must be issued with a valid TIR Carnet to begin the transport. The applicability of the TIR Carnet may depend on the type of the goods to be shipped (e.g. tobacco and alcohol require “Tobacco and Alcohol” TIR Carnets). For the transport of heavy or bulky goods, the TIR Carnet should bear the relevant inscription.</p> <p>The TIR transport has to be performed with an approved vehicle and/or container unless heavy or bulky goods are transported.</p> <p>The TIR transport must be guaranteed by associations approved in accordance with the provisions of Article 6 of the TIR Convention.</p>
Postconditions	<p>In accordance with the TIR Carnet life cycle use case, this use case shall be followed by:</p> <ul style="list-style-type: none"> <li>- The Return and repository use case</li> </ul> <p>After the TIR transport, the goods shall be placed under another Customs regime.</p>
Scenario	<p>Because the TIR transport is a sequence of TIR operations, the scenario of a TIR transport is represented here as a succession of TIR operations, each one being described in two steps. Each step 1-step 2 sequence constitutes a single TIR operation.</p> <p><u>Step 1</u>: Start of the TIR operation at the first Customs office of departure. The Customs officers check the conformity of the TIR Carnet, the goods, the loading compartment, as well as the approval certificates for vehicle and/or container and the commercial and transport documents. Seals are affixed to the loading compartment. The Customs officer fills-in and stamps all the relevant parts of the TIR Carnet pages including counterfoil No. 1. Upon acceptance of the TIR Carnet by the first Customs office of departure, the guarantee is activated (Art. 8, 4).</p> <p><u>Step 2</u>: Termination of the TIR operation at the Customs office of exit <u>en route</u>. The Customs officer stamps counterfoil No. 2, takes out voucher No. 2 and sends it to the Customs office of departure.</p> <p>Steps 1 and 2 are repeated if there are several Customs offices of departure (maximum 3 in one or several countries (Customs territories)). In such case, in every consecutive Contracting Party <u>en route</u> transited by the TIR transport, steps 1 and 2 are repeated with the following differences: the Customs office which carries out step 1 is called Customs office of entry <u>en route</u>. It checks the seals, the loading compartment and fills-in the relevant fields of vouchers 1 and 2 and counterfoil No. 1.</p> <p>Step 2 is equal to the previous step 2 at the Customs office of exit <u>en route</u>.</p>



---

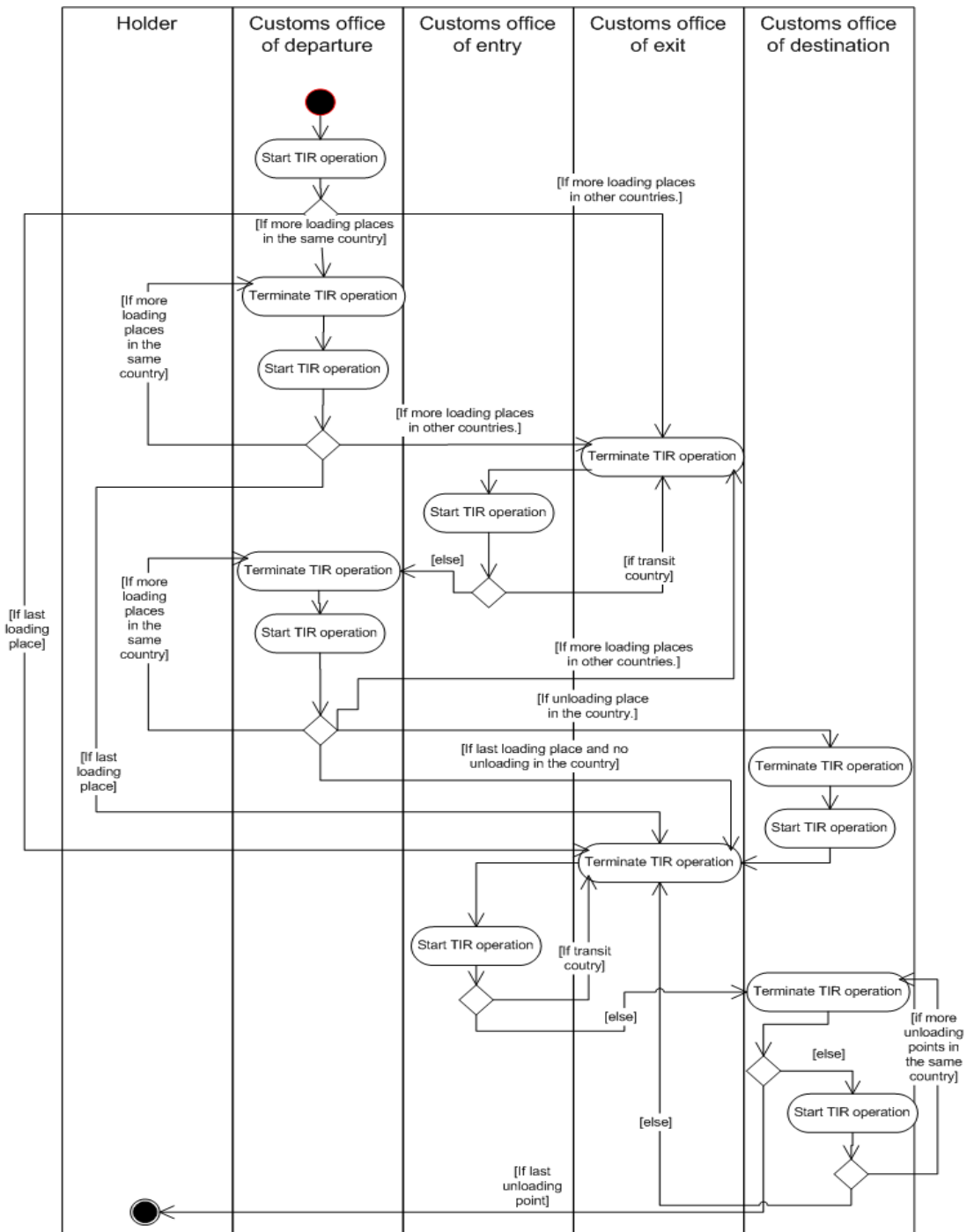
	<p>In the country (Customs territory) of destination, step 1 is identical to the previous step 1 at the Customs office of entry <u>en route</u>. The Customs office which carries out step 2 is called the Customs office of destination. In step 2, Customs officers take off the seals, stamp counterfoil No. 2, take out voucher No. 2 and send it to the Customs office of entry <u>en route</u>. Step 2 encompasses the termination of the TIR operation for this country (Customs territory) as well as the certification of termination for the goods arrived at the Customs office of destination.</p> <p>The validity of the TIR Carnet can be checked by any Customs office of departure, exit <u>en route</u>, entry <u>en route</u> and of destination, using, for example, CUTE-Wise. All Customs offices have the right to remove the seals and to check the goods (see Article 5). In such case, new seals have to be affixed and the appropriate fields of the TIR Carnet have to be filled-in accordingly (box 16, box 3 of counterfoil 1 or box 4 of counterfoil 2).</p>
Alternative Scenario	<p>The main scenario does not take account of the following scenarios:</p> <ol style="list-style-type: none"> <li>1. Falsified acceptance of a TIR Carnet: fraudsters may attempt to falsify the acceptance of a genuine TIR Carnet by using false Customs stamps and seals;</li> <li>2. Incident or accident <u>en route</u>: in such case, the so-called “certified report” should be filled-in by the competent authorities. In case the vehicle can no longer be used, the goods may be reloaded on a different truck and a new TIR Carnet is opened. If the goods are destroyed, competent authorities should state this fact. In this case, the TIR transport cannot be terminated at the intended Customs office(s) of destination but has to be terminated at the nearest Customs office <u>en route</u>. The TIR Carnet may also be amended by competent authorities so that the TIR Transport can continue with the same TIR Carnet;</li> <li>3. Under some conditions, the TIR Transport can be suspended (Art. 26).</li> </ol>
Special requirements	-
Extension Points	-.
Requirements Covered	-

---

1.4.2.3 Activity diagram of the TIR transport use case

Figure 1.11

**TIR transport activity diagram**



#### 1.4.2.4 Structured description of activity diagrams of the TIR transport use case

The TIR transport is a sequence of TIR operations that shall start at the first Customs office of departure and terminate at the final Customs office of destination.

The TIR Transport **BEGINS** when the first Customs office of departure starts the first TIR operation.

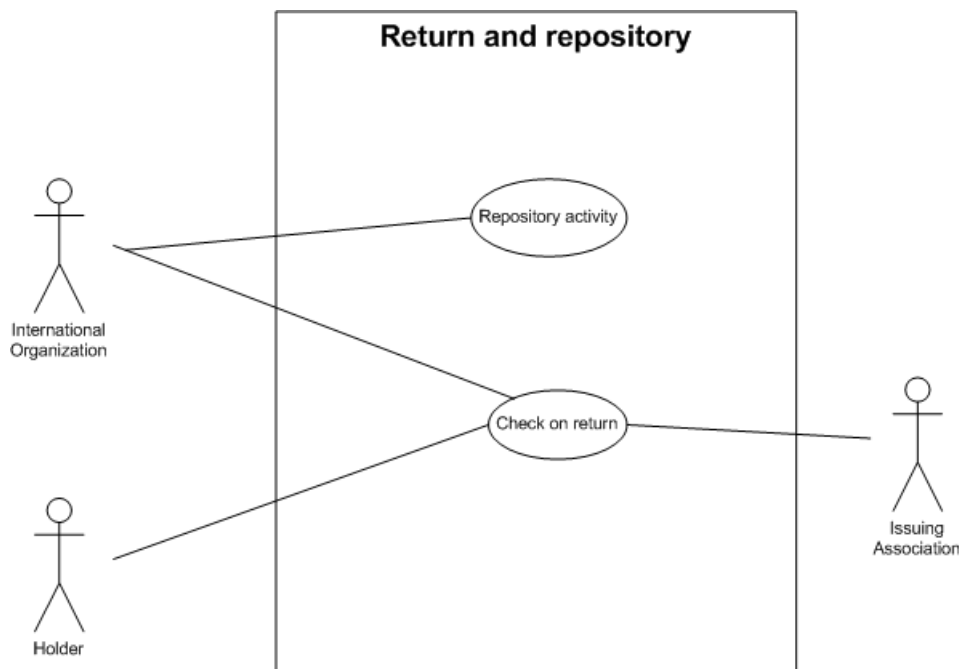
- If other loading point in the same country (Customs territory): **go to 1**;
  - If additional loading will take place in other countries (Customs territories): **go to 2**;
  - If the loading phase is terminated: **go to 3**;
1. At the next loading point, the intermediate Customs office of departure will terminate the current TIR operation (acting as Customs office of destination) before starting a new TIR operation.
- If there is another loading point in the same country (Customs territory) and if the number of loading points is still inferior to 3: **repeat 1**;
  - If additional loading will take place in other countries (Customs territories) and if the number of loading points is still inferior to 3: **go to 2**.
  - If the loading phase is terminated: **go to 3**.
2. The Customs office of exit (en route) of the country (Customs territory) will terminate the current TIR operation and the Customs office of entry (en route) of the following country (Customs territory) will start a new TIR operation.
- If it is a transit country (Customs territory): **repeat 2**.
  - If it is a country (Customs territory) where a loading will take place if the number of loading points is still inferior to 3: **go to 2.1**.
- 2.1. At the next loading point, the intermediate Customs office of departure will terminate the current TIR operation (acting as Customs office of destination) before starting a new TIR operation.
- If there is another loading place in the same country (Customs territory) and if the number of loading points is still inferior to 3: **repeat 2.1**;
  - If additional loading will take place in other countries (Customs territories) and if the number of loading points is still inferior to 3: **go to 2**;
  - If the loading phase is terminated and there is no unloading in the current country (Customs territory): **go to 3**;
  - If the loading phase is terminated and there is an unloading point in the current country (Customs territory) and if the number of loading points is still inferior to 3: **go to 2.1.1**.
- 2.1.1. At the first unloading point, the intermediate Customs office of destination will terminate the current TIR operation before starting a new TIR operation (acting as Customs office of departure).
- The maximum number of loading and unloading places is limited to 4 and when reaching 2.1.1 the number of loading and unloading is already 3. Thus, only one more unloading point is possible. The goods loaded in one country (Customs territory) cannot be unloaded in the same country (Customs territory). Therefore, the next step has to be the border: **go to 3**.
3. The Customs office of exit (en route) of the country (Customs territory) will terminate the current TIR operation and the Customs office of entry (en route) of the following country (Customs territory) will start a new TIR operation.
- If it is a transit country (Customs territory): **repeat 3**.
  - If it is a country (Customs territory) where an unloading will take place if the number of loading + the number of unloading points is still inferior to 4: **go to 3.1**.
- 3.1. At the unloading point, the Customs office of destination will terminate the current TIR operation.
- If it is the last unloading point: **END**.
  - If there are other unloading points: **go to 3.1.1**.
- 3.1.1. At the unloading point, the Intermediate Customs office of destination will start a new TIR operation (acting as Customs office of departure).
- If there are other unloading points in other countries (Customs territories) and if the number of loading + the number of unloading points is still inferior to 4: **go to 3**.
  - If there are other unloading points in the same country (Customs territory) and if the number of loading + the number of unloading points is still inferior to 4: **go to 3.1**.

### 1.4.3 Return and repository use case

#### 1.4.3.1 Return and repository use case diagram

Figure 1.12

#### Return and repository use case diagram



#### 1.4.3.2 Return and repository use case description

Table 1.5

#### Return and repository use case description

Name	Return and repository use case
Description	The TIR Carnet is sent back by the TIR Carnet holder to the international organization, via his national association, to centrally store the used or unused TIR Carnets.
Actors	TIR Carnet holder, national association, international organization.
Performance Goals	Store at a central point the evidence of the termination for the duration of the liability of the international guaranteeing chain.
Preconditions	In accordance with the TIR Carnet life cycle use case, this use case can be launched in two cases: <ul style="list-style-type: none"> <li>- The TIR Carnet was issued to a TIR Carnet holder, who used it for a TIR Transport;</li> <li>- The TIR Carnet was issued to but not used by a TIR Carnet holder (usually because the TIR Carnet expired)</li> </ul>
Postconditions	-
Scenario	<p>After having checked the TIR Carnet, the TIR Carnet holder returns it to the national association that issued him the TIR Carnet (within the deadline fixed by the association).</p> <p>The national association checks whether the TIR Carnet was used properly and whether it was terminated (check of stamps against the electronic control system maintained by the international organization). The national association returns the TIR Carnets to the international organization.</p>

---

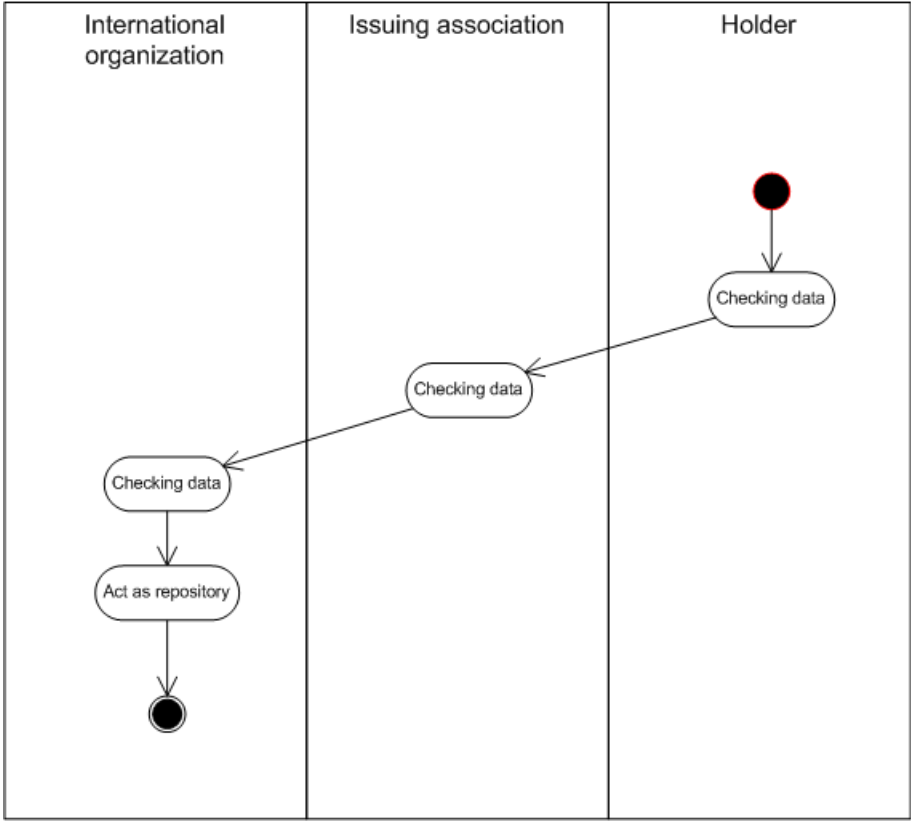
	<p>The international organization checks the TIR Carnets and archives them. All returned TIR Carnets are physically stored at the international organization for at least the period during which its liability can be invoked according to the TIR Convention.</p>
Alternative Scenario	<p>The main scenario does not take account of the following scenarios:</p> <ol style="list-style-type: none"><li>1. The TIR Carnet is lost/stolen after the TIR Transport has ended; at the premises of the holder, the national association or the international organization;</li><li>2. It may happen that the TIR Carnet is kept by Customs authorities and not returned to the TIR Carnet holder. In such case, Customs are encouraged to provide the TIR Carnet holder with the return slip which he should return to the national association.</li></ol>
Special requirements	-
Extension Points	-
Requirements Covered	-

---

1.4.3.3 Activity diagram of the return and repository use case

Figure 1.13

**Return and repository activity diagram**

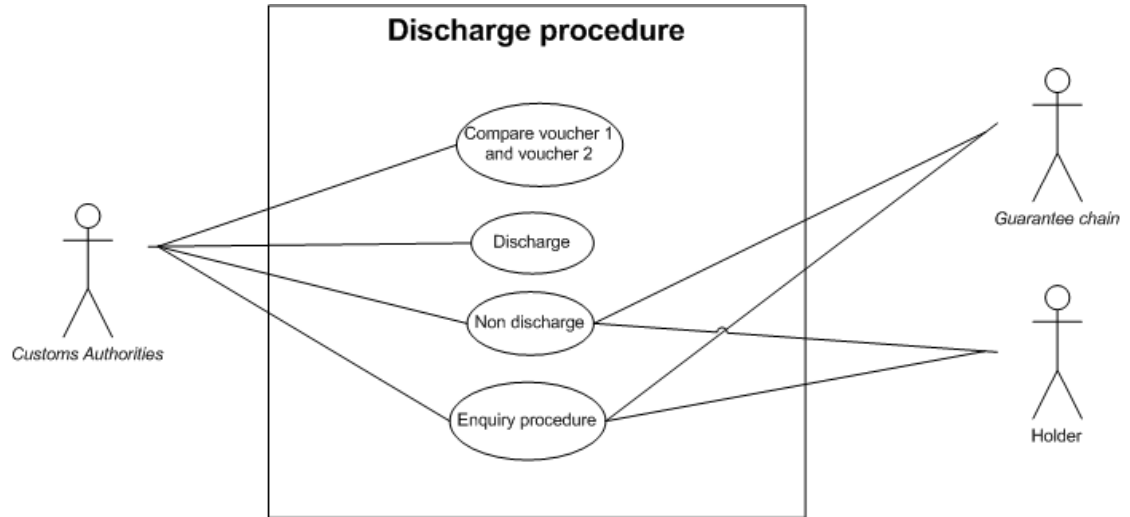


#### 1.4.4 Discharge procedure use case

##### 1.4.4.1 Discharge procedure use case diagram

Figure 1.14

##### Discharge procedure use case diagram



##### 1.4.4.2 Discharge procedure use case description

Table 1.6

##### Discharge procedure use case description

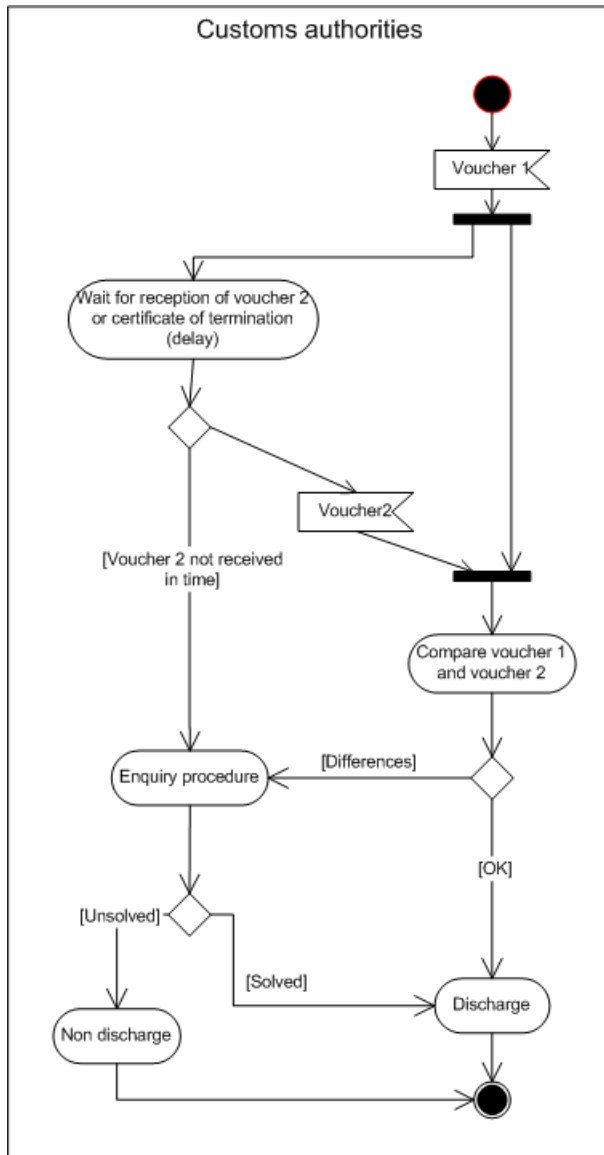
Name	The discharge procedure for a TIR operation
Description	Evaluation of the data or information available at the Customs office of destination or exit ( <u>en route</u> ) and those available at the Customs office of departure or entry ( <u>en route</u> ).
Actors	Customs authorities, Holder, Guarantee Chain
Performance Goals	Determine whether a TIR operation has been terminated correctly, in order to release the holder of his responsibilities and the national association of its guarantee.
Preconditions	This use case is launched after the start of a TIR operation.
Postconditions	-
Scenario	Once the TIR operation has been terminated, the Customs office of destination or exit ( <u>en route</u> ) sends back voucher No. 2 to the Customs office of departure or entry ( <u>en route</u> ) or to a centralized Customs office. Customs authorities compare vouchers No. 1 and No. 2 in order to establish the discharge.
Alternative Scenario	The main scenario does not take account of the following scenarios: <ol style="list-style-type: none"> <li>1. Instead of sending vouchers by post, an exchange of electronic messages between different Customs offices may take place;</li> <li>2. In case the certificate of termination of the TIR operation has been obtained in an improper or fraudulent manner or in case no termination has taken place, neither the holder would be released of his responsibilities nor the national association of its guarantee;</li> </ol>
Special requirements	-

Extension -  
 Points  
 Requirements -  
 Covered

1.4.4.3 Activity diagram of the discharge procedure use case

Figure 1.15

**Discharge procedure activity diagram**





#### 1.4.4.4 Structured description of the activity diagram of the discharge use case

---

Two major scenarios can be envisaged depending on the national practice:

a) The discharge procedure is performed by the Customs office that has started the TIR operation; in that case the Customs office that has terminated the TIR operation sends either voucher No. 2 or the certificate of termination to the Customs office having started the TIR operation.

b) The discharge procedure is performed by a central Customs office; in that case both the Customs office that has started the TIR operation and the Customs office that has terminated the TIR operation send respectively voucher No. 1 and voucher No. 2 or the certificate of termination to a central Customs office.

Except from these differences all three scenarios are mainly similar.

1. The discharge procedure **BEGINS** when the Customs office responsible for the discharge receives voucher no. 1 duly filled-in. A deadline for the reception of voucher No. 2 is then fixed.

- If voucher No. 2 arrives before the deadline: **go to 2**

- If voucher No. 2 does not arrive before the deadline: **go to 3**

2. The information between voucher No. 1 and voucher No. 2 (or the certificate of termination) is compared.

- If the comparison leads Customs to the assumption that a Customs infringement has taken place and taxes and duties are due: **go to 3**

- If the comparison does not lead Customs to the conclusion that a Customs infringement has taken place and taxes and duties are due: **go to 4**

3. Inquiry procedures are launched:

- If the inquiry procedure concludes that a Customs infringement has not taken place and taxes and duties are not due: **go to 4**

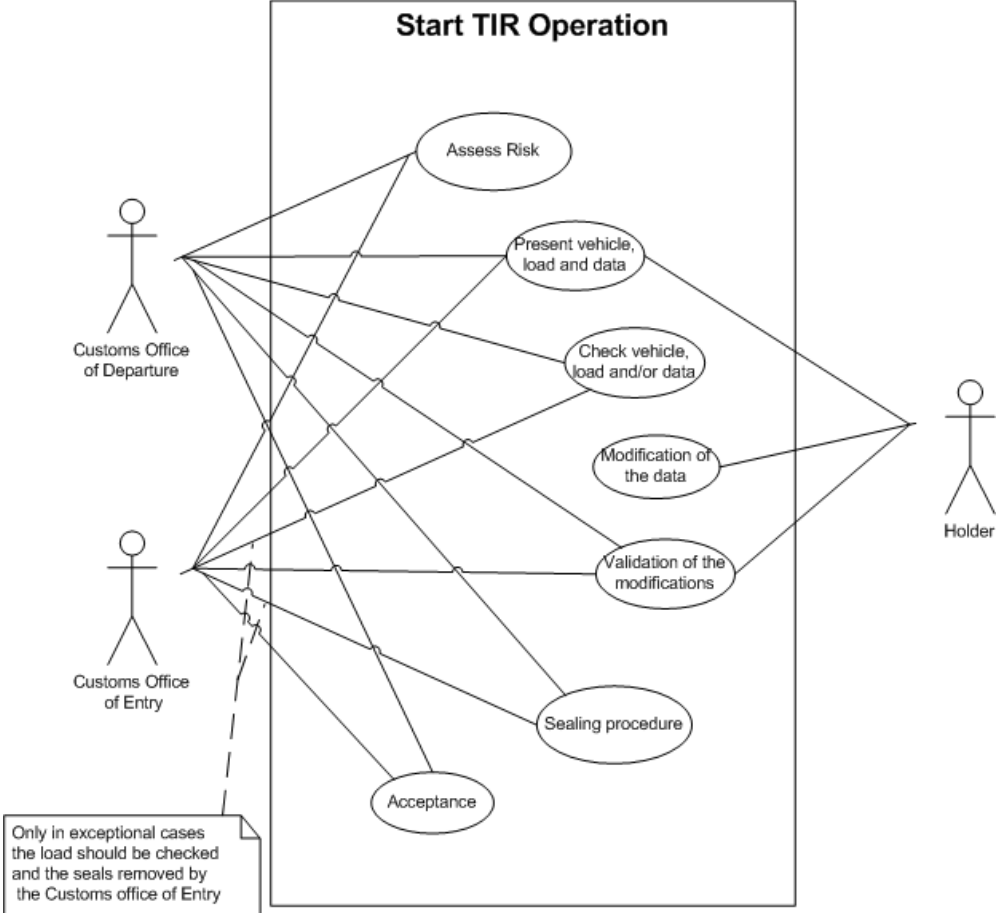
4. The TIR operation is discharged: **END**

---

1.4.5 Start TIR operation use case

1.4.5.1 Start TIR operation use case diagram

Figure 1.16  
Start TIR operation use case diagram



1.4.5.2 *Start TIR operation use case description*

Table 1.7

**Start TIR operation use case description**

Use Case Name	Start TIR operation use case
Use Case Description	The TIR Carnet is filled-in by the TIR Carnet holder and presented with the vehicle and goods to the Customs office of departure; in continuation, TIR Carnet, vehicle and goods have to be presented at intermediate Customs offices of departure and/or Customs offices of entry ( <i>en route</i> ).
Actors	TIR Carnet holder, Customs authorities.
Performance Goals	Start a transit procedure in a given country (Customs territory) for a specific leg of the TIR Transport.
Preconditions	In accordance with the TIR Transport use case, this use case applies in one of the following situations: <ul style="list-style-type: none"> <li>- At the beginning of the TIR transport: The TIR Carnet holder has provided and validated all information for the TIR transport;</li> <li>- In all other cases: The preceding TIR operation has been terminated.</li> </ul>
Postconditions	In accordance with the TIR Carnet life cycle use case, this use case is followed by: <ul style="list-style-type: none"> <li>- The termination of the TIR operation.</li> </ul> In addition the discharge procedure is launched.
Scenario Customs office of Departure	An authorized TIR Carnet holder presents a valid and duly filled-in TIR Carnet, together with the goods and a TIR approved vehicle at the Customs office of departure. The Customs office of departure checks the data of the TIR Carnet and other accompanying documents with the load. The Customs office of departure seals the load compartment and validates the TIR Carnet by inserting the number and identification of the seals in field 16, and by applying the stamp, signature, date and name of the Customs office of departure in field 17 of all vouchers No. 1 and No. 2 of the TIR Carnet. The Customs officer completes fields 18 and 20 to 23 of the vouchers No. 1 and No. 2 corresponding to the TIR operation, completes counterfoil No. 1, removes voucher No. 1 and returns the TIR Carnet to the holder.
Scenario Customs office of entry	Upon presentation of the TIR Carnet by the holder, the Customs office of entry checks the seals and carries out a routine check of the truck and accompanying documents and may check the validity of the TIR Carnet in <i>Cute-Wise</i> . In exceptional cases, Customs authorities can require examination of road vehicle, combination of vehicles or containers and their load. <p>The Customs officer validates the TIR Carnet by completing fields 18 to 23 of vouchers No. 1 and No. 2 corresponding to the TIR operation, completes counterfoil No. 1, removes voucher No. 1 and returns the TIR Carnet to the holder.</p>
Scenario Intermediate Customs office of departure	The holder presents the TIR Carnet, together with the goods, already loaded at a previous Customs office of departure, at the intermediate Customs office(s) of departure which acts in the same way as the Customs office of departure: the Customs officer checks the data of the TIR Carnet and other accompanying documents with the load. He affixes new seals to the load compartment and validates the TIR Carnet by inscribing the number, identification of the seals in field

---

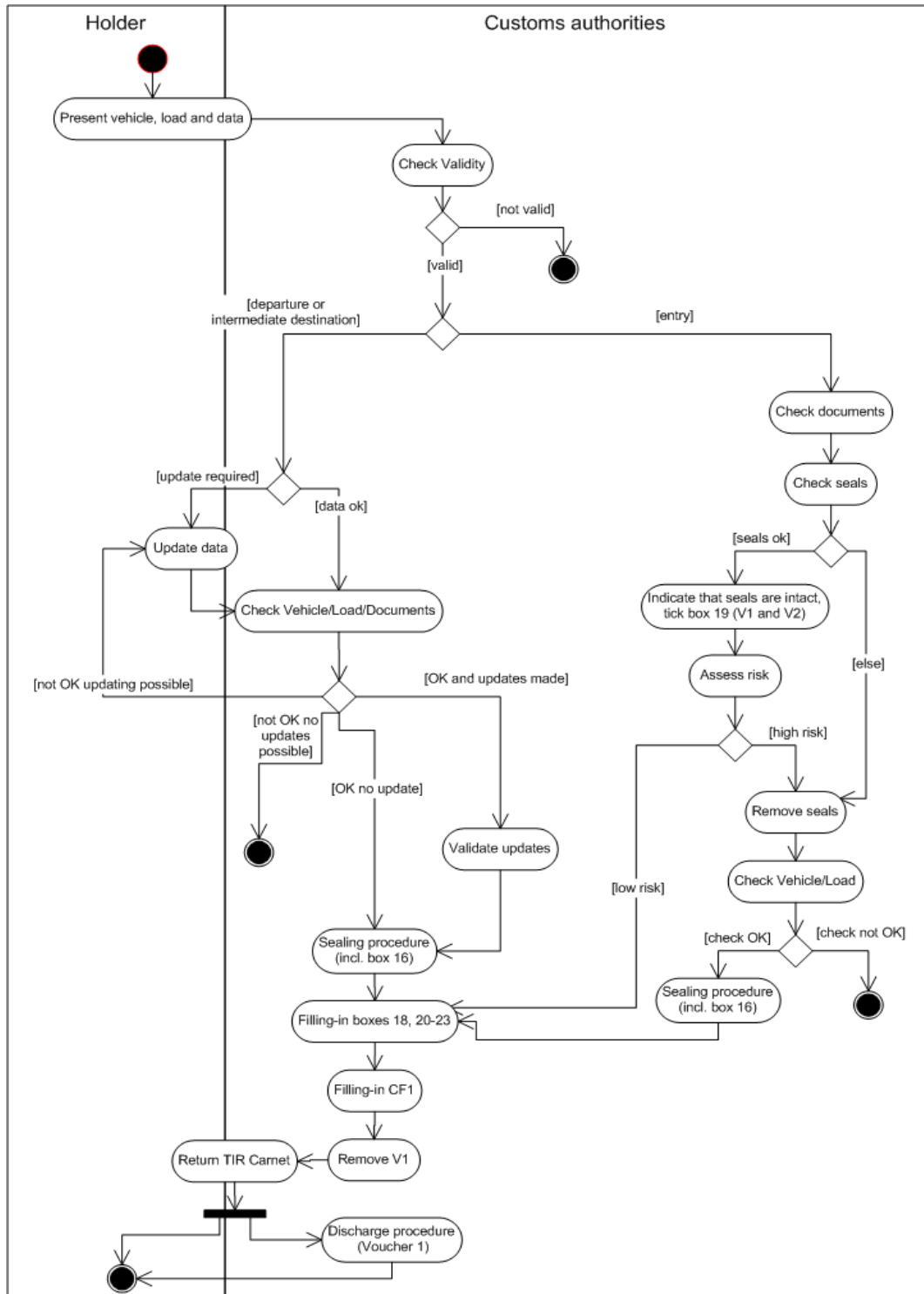
	16, and by applying the stamp, signature, date and name of the intermediate Customs office of departure in field 17 of all vouchers No. 1 and No. 2 remaining in the TIR Carnet. He completes fields 18 and 20 to 23 of vouchers No. 1 and No. 2 corresponding to the TIR operation, completes counterfoil No. 1, removes voucher No. 1 and returns the TIR Carnet to the holder.
Alternative Scenario	The main scenarios do not take account of the following scenarios: a) Non validation of the TIR Carnet by Customs; b) Falsified acceptance of the TIR Carnet; c) Use of lost or stolen TIR Carnets.
Special requirements	In case of heavy and bulky goods with own identification marks, neither sealing nor a TIR approved vehicle is required. Specific identification marks will be mentioned in the TIR Carnet.
Extension Points	In the process of checking the validity of the TIR Carnet, Customs authorities may make use of information stored in the electronic control system maintained by the international organization.
Requirements Covered	

---

## 1.4.5.3 Activity diagram of the start TIR operation use case

Figure 1.17

## Start TIR operation activity diagram



#### 1.4.5.4 Structured description of the activity diagram of the start TIR operation use case

---

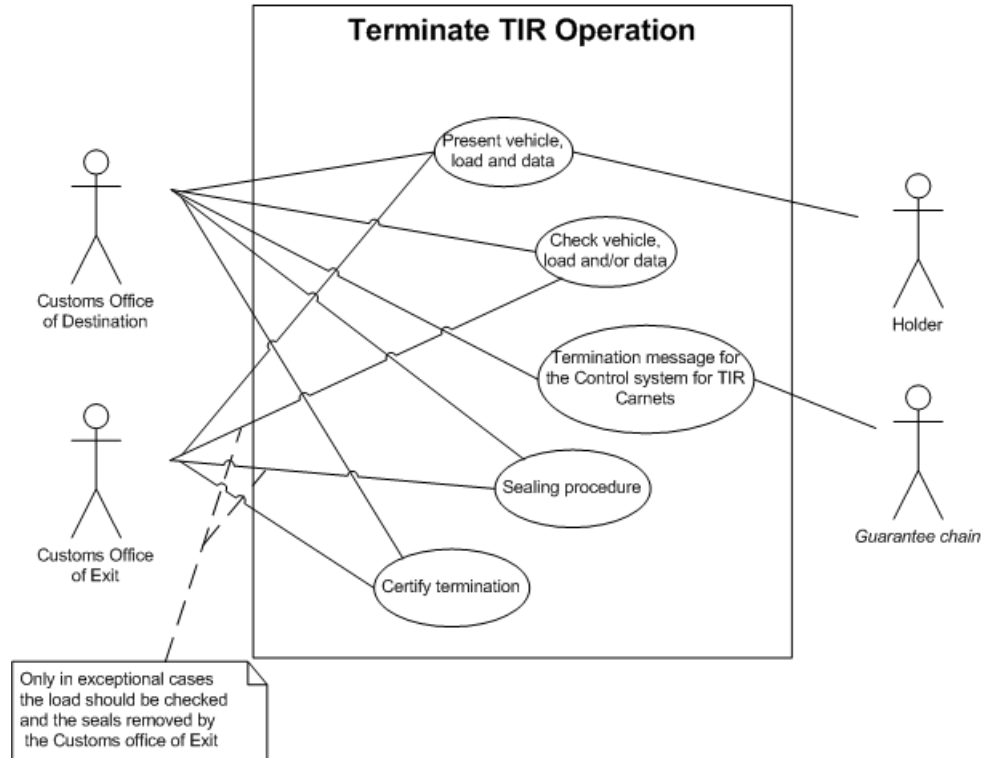
1. The start of a TIR operation **BEGINS** when the TIR Carnet holder presents a valid and duly filled-in TIR Carnet, together with the goods and a TIR approved vehicle at a Customs office. The Customs officer first checks the validity of the TIR Carnet and **ENDS** the procedure if the TIR Carnet is not valid.
    - If the vehicle is at a Customs office of departure or at an intermediate Customs office of destination: **go to 1.1**;
    - If the vehicle at a Customs office of entry: **go to 1.2**.
  - 1.1. If necessary, the TIR Carnet holder is requested to update the information in the TIR Carnet. The Customs office of departure checks the data of the TIR Carnet and other accompanying documents with the load.
    - If any problem is encountered: **go to 1.1.1**;
    - If checks are OK: **go to 1.1.2**.
  - 1.1.1. Update the information on the TIR Carnet.
    - If updating is possible: **go to 1.1.2**.
    - If no updating is possible: **END**.
  - 1.1.2. In case any updating in the TIR Carnet has taken place (goods, itinerary, ...) the Customs officer validates those changes by applying the stamp, signature, date and name of Customs office in field 17 of all vouchers No. 1 and No. 2 remaining in the TIR Carnet. **Go to 1.1.3**.
  - 1.1.3. The Customs officer affixes (new) seals to the load compartment. He validates the TIR Carnet by inscribing the number and identification of the seals in field 16 of all vouchers No. 1 and No. 2 remaining in the TIR Carnet, **Go to 2**.
  - 1.2. The Customs officer checks the data of the TIR Carnet and other accompanying documents, as well as the seals and carries out a routine check of the truck.
    - If checks are OK: **go to 1.2.1**;
    - If checks are not OK: **go to 1.2.2**
  - 1.2.1. The Customs officer ticks box 19 on both vouchers 1 and 2 for the current operation and determines whether or not physical checking of the load is required.
    - If NO: **go to 2**;
    - If YES (exceptional cases): **go to 1.2.2**.
  - 1.2.2. The Customs officer removes the seals and checks the load and compares it with the data of the TIR Carnet and other accompanying documents.
    - If everything is OK: **go to 1.1.3**;
    - If any problem is encountered: **END**.
  2. - The Customs officer completes fields 18 and 20 to 23 of both vouchers No. 1 and No. 2 corresponding to the TIR operation,
    - he completes counterfoil No. 1,
    - he removes voucher No. 1,
    - he returns the TIR Carnet to the holder,
    - he keeps or transmits the voucher number 1 for the discharge procedure: **END**.
-

## 1.4.6 Terminate TIR operation use case

### 1.4.6.1 Terminate TIR operation use case diagram

Figure 1.18

#### Terminate TIR operation use case diagram



1.4.6.2 *Terminate TIR operation use case description*

Table 1.8

**Terminate TIR operation use case description**

Name	Terminate TIR operation use case
Description	The road vehicle, the combination of vehicles or the container with the goods and the TIR Carnet are presented for purposes of control to the Customs office of exit, destination or to the intermediate Customs office of departure (playing the role of a Customs office of exit or destination <sup>1</sup> ).
Actors	TIR Carnet holder, Customs authorities, Guarantee chain.
Performance Goals	Terminate the transit procedure in a given country (Customs territory) for a specific leg of the TIR Transport.
Preconditions	In accordance with the TIR Transport use case, this use case can be launched only after the start of the TIR operation.
Postconditions	A termination message is sent to the control system for TIR Carnets Voucher N°2 or the certificate of termination is sent to the office in charge of the discharge of the TIR operation
Scenario 1	<p><b>Terminate TIR operation at the Customs office of exit en route:</b></p> <p>The holder presents the road vehicle, the goods and the TIR Carnet to the Customs Office of exit (<u>en route</u>) for purposes of control. The Customs officer checks the validity of the TIR Carnet, checks the integrity of the sealing devices, seals and their number against the seals' number mentioned in the TIR Carnet.</p> <p>The Customs officer may also examine all parts of the vehicle in addition to the sealed load compartment (Explanatory Note 0.21-1 to Article 21 of the TIR Convention).</p> <p>The Customs officer may exceptionally carry out an examination of the goods, particularly when an irregularity is suspected (Art. 5 par. 2 of the TIR Convention). In case of examination of the load of a road vehicle, combination of vehicles or the container, the Customs Officer affixes new seals and records on the TIR Carnet vouchers used in that Contracting Party, on the corresponding counterfoils, and on the vouchers remaining in the TIR Carnet, particulars of the new seals affixed and of the controls carried out (Art. 24 of the TIR Convention).</p> <p>If the checks are not satisfactory to the Customs officer, because he notices any irregularity in connection with the TIR operation itself, he may certify the termination of this TIR operation with reservation. In this case, the Customs officer completes field 24 of the appropriate detachable green sheet of voucher No. 2 by inscribing the name of the Customs office of exit (<u>en route</u>), crosses out box 25 (or does not cross out box 25, if the reason for the reservation is that seals or identification marks were indeed not found to be intact), completes field 27 by placing an "R" and fills-in field 28 by putting a stamp, date and a signature. Then the Customs officer completes accordingly the corresponding green counterfoil namely by inscribing the name of the Customs office of exit (<u>en route</u>) in field 1, crossing out box 2 (or does not cross out box 2, if the reason for the reservation is that seals or identification marks were indeed not found to be intact), repeating "R" under item 5 inscribing the reason why the TIR operation is terminated with reservation, and completing field 6 by putting the Customs stamp, date and signature.</p>

<sup>1</sup> The procedure to terminate the TIR operation at an intermediate office of departure is slightly different than at Customs offices of exit or destination.



---

If the checks are satisfactory to the Customs officer, he completes field 24 of the appropriate detachable green sheet of voucher No. 2 of the TIR Carnet by inscribing the name of the Customs office of exit (en route), crosses out box 25 and completes field 28 by putting a stamp, date and a signature. Then the Customs officer completes accordingly the corresponding green counterfoil namely by inscribing the name of the Customs office of exit (en route) in field 1, crossing out box 2 and completing field 6 by putting the Customs stamp, date and signature.

After completing voucher and counterfoil number 2 with or without reservation, the Customs officer removes the green voucher number 2 of the TIR Carnet, and returns the TIR Carnet to the holder. The TIR operation is now terminated (Art. 1 lit. d of the TIR Convention). The Customs officer further tears off the detachable green sheet of voucher No. 2 of the TIR Carnet.

## Scenario 2

### **Terminate TIR operation at the Customs office of destination:**

The holder presents the road vehicle, the goods and the TIR Carnet to the Customs Office of destination for purposes of control. The Customs officer checks the validity of the TIR Carnet, checks the integrity of the seals and their number against the seals' number mentioned in the TIR Carnet.

The Customs officer may also examine all parts of a vehicle in addition to the sealed load compartment (Explanatory Note 0.21-1 to Article 21 of the TIR Convention).

The Customs officer takes the seals off and checks the goods.

If the checks are not satisfactory to the Customs Officer because he noticed some irregularities connected with the TIR operation itself, he may certify the termination of this TIR operation with reservation. In this case, the Customs officer completes field 24 of the appropriate detachable green sheet of voucher No. 2 of the TIR Carnet by inscribing the name of the Customs office of destination, crosses out box 25 (or does not cross out box 25, if the reason for the reservation is that seals or identification marks were indeed not found to be intact), inscribes the number of packages for which the termination of the TIR operation is certified in field 26, completes field 27 by placing an "R" and fills-in field 28 by putting a stamp, date and a signature. Then the Customs officer completes accordingly the corresponding green counterfoil namely by inscribing the name of the Customs office of destination in field 1, crossing out box 2 (or does not cross out box 2, if the reason for the reservation is that seals or identification marks were indeed not found to be intact), inscribing the number of packages for which the termination of the TIR operation is certified in field number 3, repeating "R" under item 5 inscribing the reason why the TIR operation is terminated with Reservation, and completing field 6 by putting the Customs stamp, date and signature.

If the checks are satisfactory to the Customs officer, he completes field 24 of the appropriate detachable green sheet of voucher No. 2 of the TIR Carnet by inscribing the name of the Customs office of destination, crosses out box 25, inscribes the number of packages for which the termination of the TIR operation is certified in field 26 and completes field 28 by putting a stamp, date and a signature. Then the Customs officer completes accordingly the corresponding green counterfoil namely by inscribing the name of the Customs office of destination in field 1, crossing out box 2, inscribing the number of packages for which the termination of the TIR operation is certified in field number 3, and completing field 6 by putting the Customs stamp, date and signature.

After completing voucher and counterfoil No. 2 with or without reservation, the Customs officer removes the green voucher No. 2 of the TIR Carnet and returns the TIR Carnet to the holder. The Customs officer

---

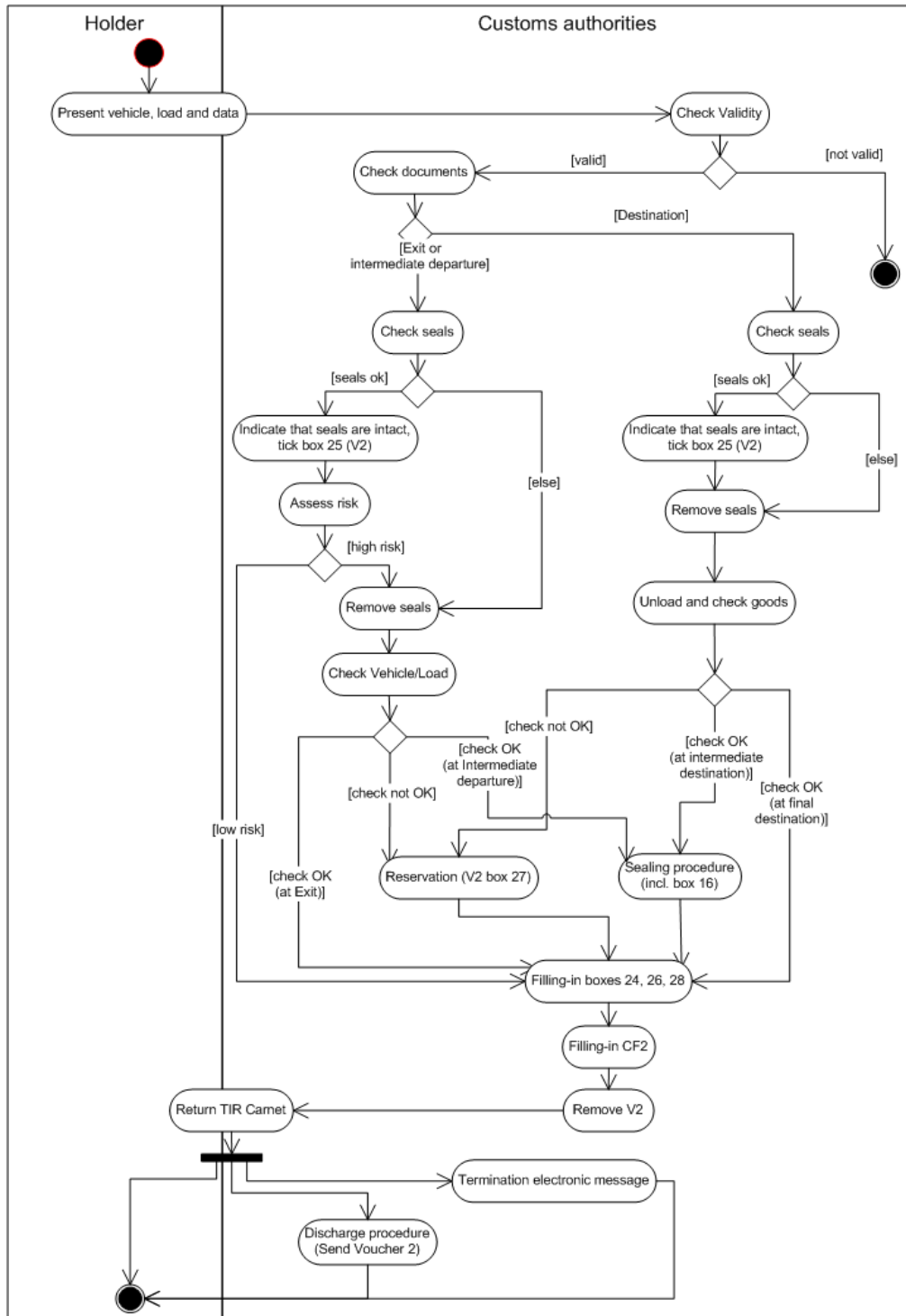
	<p>further tears off the detachable green sheet of voucher No. 2 of the TIR Carnet, keeps the upper part of the green voucher number 2 at the Customs office of destination.</p> <p>The TIR operation is now terminated (Art. 1(d) of the TIR Convention). The Customs office of destination sends the SafeTIR message confirming the correct termination of the TIR operation at the Customs office of destination to the competent national guaranteeing association.</p> <p>The Customs officer sends the detachable green sheet to the Customs office of entry (en route).</p>
Scenario 3	<p><b>Intermediate Customs office of destination</b></p> <p>In case a TIR transport consists of various part loads, one or two TIR operations will be terminated at intermediate Customs offices of destination. Such Customs office will play both the role of Customs office of destination (see scenario 2) as well as of Customs office of departure (see also: Use Case 1.4.5.)</p>
Alternative Scenario	<p>The main scenarios do not take account of the following scenarios:</p> <ol style="list-style-type: none"> <li>1. Non validation of the TIR Carnet by Customs;</li> <li>2. Falsified acceptance of the TIR Carnet;</li> <li>3. Use of lost or stolen TIR Carnets</li> </ol>
Special requirements	<p>Goods which have arrived at their Customs office of destination are no longer under the TIR regime. Therefore, they are put under another Customs regime.</p>
Extension Points	<p>In the process of checking the validity of the TIR Carnet, Customs authorities may make use of information stored in the electronic control system maintained by the international organization.</p>
Requirements Covered	<p>-</p>

---

1.4.6.3 Activity diagram of the terminate TIR operation use case

Figure 1.19

Terminate TIR operation activity diagram



#### 1.4.6.4 Structured description of the activity diagram of the terminate TIR operation use case

1. The termination of a TIR operation **BEGINS** when the TIR Carnet holder presents a valid and duly filled-in TIR Carnet, together with the goods and a TIR approved vehicle at a Customs office (exit, destination or intermediate office of departure). The Customs officer may first check the validity of the TIR Carnet and **END** the procedure if the TIR Carnet is not valid.

The Customs officer may also examine all parts of the vehicle in addition to the sealed load compartment (Explanatory Note 0.21-1 to Article 21 of the TIR Convention).

- Customs of destination: **go to 1.1**;

- Customs of exit or intermediate departure: **go to 1.2**;

1.1. The Customs officer checks the integrity of all seals and their number against the seals' number(s) mentioned in the TIR Carnet

- If seals are OK: **go to 1.1.1**;

- If seals are not OK: **go to 1.1.2**.

1.1.1. Indicate that seals were intact by ticking box 25 in voucher N°2; **Go to 1.1.2**.

1.1.2. The Customs officer takes the seals off and checks the goods

- If checks are OK at intermediate Customs office of destination: **go to 1.2.2.1**;

- If checks are OK at final Customs office of destination: **go to 3**;

- If checks are not OK: **go to 2**.

1.2. The Customs officer checks the integrity of all seals and their number against the seals' number(s) mentioned in the TIR Carnet

- If seals are OK: **go to 1.2.1**;

- If seals are not OK: **go to 1.2.2**.

1.2.1. The Customs officer indicates that seals are intact by ticking box 25 in voucher N°2; he determines whether or not physical checking of the load is required:

- If YES: **go to 1.2.2**;

- If NO: **go to 3**.

1.2.2. The Customs officer removes the seals and checks the load and vehicle.

- If everything is OK at Customs office if exit: **go to 1.2.2.1**;

- If everything is OK at intermediate Customs office of departure: **go to 3**;

- If a problem is encountered: **go to 2**.

1.2.2.1. The Customs officer affixes new seals and records on the TIR Carnet vouchers used in that Contracting Party, on the corresponding counterfoils, and on the vouchers remaining in the TIR Carnet, particulars of the new seals affixed and of the controls carried out (Art. 24 of the TIR Convention): **go to 3**.

2. The Customs certifies the termination of the TIR operation with reservation. In this case, the Customs officer completes field 27 by placing an "R": **go to 3**.

3. - The Customs officer completes fields 24, 26 and 28 of voucher No. 2 corresponding to the TIR operation;

- he completes counterfoil No. 2;

- he removes voucher No. 2;

- he returns the TIR Carnet to the holder;

- he also should send an electronic message to the control system for TIR Carnets;

- and finally send a termination message to the discharge office (see discharge use case for details): **END**.

## 1.5 Entity classes

Entity classes describe “things” representing characteristics within the TIR procedure, which can take on a certain value or responsibility. Examples of entity classes are persons, places, concepts or situations.

In the TIR procedure, the following classes have been identified:

- International Organization
  - Issuing Association
  - Guaranteeing Association
- Road Vehicle
- Sealed loading unit
  - Load compartment
  - Container
- TIR transport
- TIR operation
- Goods Manifest Line Item
- Customs office
- Country
- TIR Carnet holder

## 1.6 High-level class diagram

### 1.6.1 High-level class diagram description

The following diagrams are sub parts of the complete high-level class diagram shown in Chapter. This subdivision aims at simplifying the explanation by focusing on a specific class at a time, describing its particularities and analyzing its relations with other classes.

In order to fully understand its complexity, the following diagrams reflect the various parts of the high-level class diagram of Figure 1.30, as seen from the perspective of its main classes.

#### 1.6.1.1 International organization

Figure 1.20

#### International organization class and its relationships




Table 1.9

#### International organization sub class diagram description

Name	International organization sub class diagram
Description	Sub part of the high-level class diagram presenting the international organization class and all relations with other

classes.

Central Class	International organization
Example instance of the central class	<ul style="list-style-type: none"> <li>○ IRU</li> <li>○ ...</li> </ul>
Associated Classes	TIR transport, association
Associations and constraints	<p>The international organization organizes and ensures the proper functioning of the guarantee chain for a TIR transport. A TIR transport can be associated to one and only one international organization. The international organization can represent the guarantee chain for an unlimited number of transports. (Req. 1)</p> <p>The international organization has member associations. The membership is associated to at least one country. An association has to be member of at least one international organization. An international organization can have any number of member associations. A membership can be associated to various countries (e.g. FEBETRA –IRU has a membership valid for Belgium and Luxembourg) and one country can be covered by various memberships. (Req. 2)</p>
Requirements Covered	1 and 2

1.6.1.2 Association

Figure 1.21

Association class and its relationships

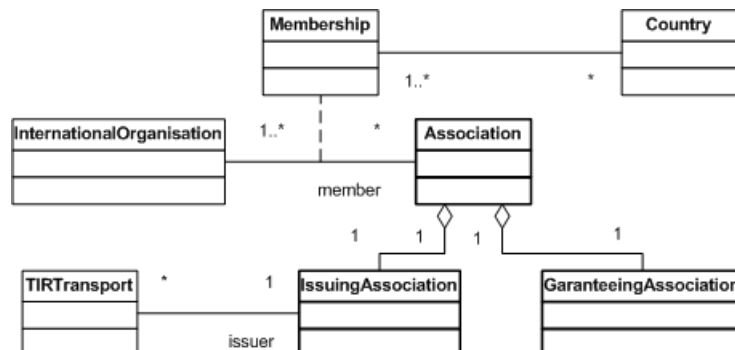


Table 1.10

Association sub class diagram description

Name	Association sub class diagram
Description	Sub part of the high-level class diagram presenting the association class and all relations with other classes.
Central Class	Association
Example instance of the central class	<ul style="list-style-type: none"> <li>○ FEBETRA</li> <li>○ BGL</li> <li>○ ...</li> </ul>
Associated Classes	TIR transport, international organization
Associations and constraints	An association has two roles represented by the subdivision of the association into its issuing role (the issuing association), responsible of the issuance of TIR Carnets to the TIR Carnet

holders, and its guaranteeing role (the guaranteeing association), representing the guarantee chain in its national territory. The two roles cannot be disconnected. (Req. 3)

The international organization has member associations. The membership is associated to at least one country. An association has to be member of at least one international organization. An international organization can have any number of member associations. A membership can be associated to various countries (e.g. FEBETRA –IRU has a membership valid for Belgium and Luxembourg) and one country can be covered by various memberships. (Req. 2)

The issuing association issues TIR Carnets for TIR transports. One and only one issuing association is issuing the TIR Carnet for a TIR transport. The issuing association can issue TIR Carnets for numerous TIR transports. (Req. 4)

Requirements Covered 2, 3 and 4

1.6.1.3 Road vehicle

Figure 1.22

Road vehicle class and its relationships



Table 1.11

Road vehicle sub class diagram description

Name	Road vehicle sub class diagram
Description	Sub part of the high-level road vehicle class diagram presenting the class and all relations with other classes.
Central Class	Road vehicle
Example instance of the central class	<ul style="list-style-type: none"> <li>○ Road tractor (Brand W, Model X, Chassis ref. Number Y, Plates ZZZZ)</li> <li>○ Semi-Trailer (Brand M, Model N, Chassis ref. Number O, Plates PPPP)</li> <li>○ ...</li> </ul>
Associated Classes	Load compartment, TIR transport
Associations and constraints	<p>A road vehicle can serve in numerous TIR transports. A TIR transport is performed by means of one or many road vehicles. (Req. 6)</p> <p>A road vehicle is composed of zero or many load compartments. A load compartment is part of a single road vehicle. (Req. 7)</p>
Requirements Covered	6 and 7

1.6.1.4 Sealed loading unit

Figure 1. 23

Sealed loading unit class and its relationships

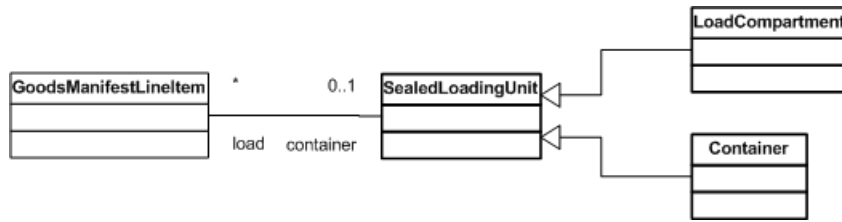


Table 1.12  
**Sealed loading unit sub class diagram description**

Name	Sealed loading unit sub class diagram
Description	Sub part of the high-level class diagram presenting the sealed loading unit class and all relations with other classes.
Central Class	Sealed loading unit
Example instance of the central class	<ul style="list-style-type: none"> <li>○ Container n° xxxxxxxxx</li> <li>○ Load compartment of road vehicle of brand W, model X, chassis ref. Number Y and Plates ZZZZ approved for transports under customs seals.</li> <li>○ ...</li> </ul>
Associated Classes	Goods Manifest Line Item
Associations and constraints	<p>A sealed loading unit is a generalization of a container and a load compartment of a road vehicle. (Req. 8)</p> <p>A sealed loading unit can contain numerous loads, mentioned in the TIR Carnet as Goods Manifest Line Items. The goods described in the Goods Manifest Line Item are contained in one and only one sealed loading unit. In case of heavy and bulky goods (HBG), the goods described in the Goods Manifest Line Item may not be contained in a sealed loading unit. (Req. 9)</p>
Requirements Covered	8 and 9

1.6.1.5 TIR transport

Figure 1.24  
**TIR transport class and its relationships**

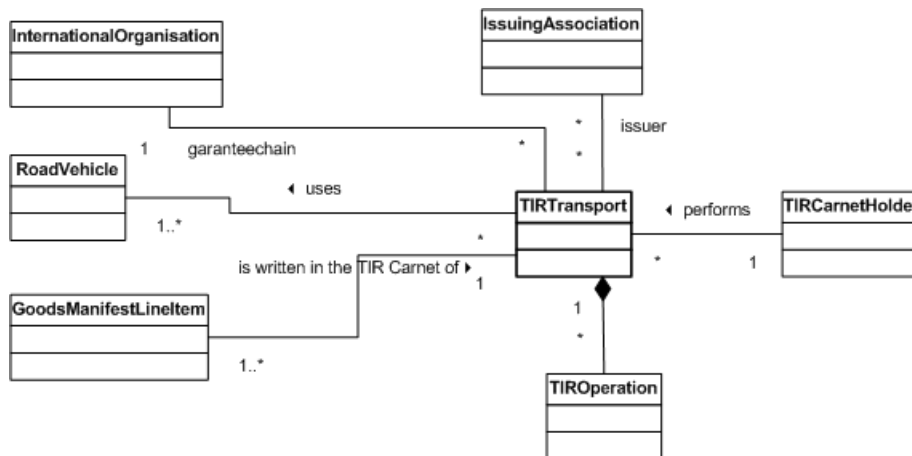


Table 1.13  
**TIR transport sub class diagram description**



Name	TIR transport sub class diagram
Description	Sub part of the high-level class diagram presenting the TIR transport class and all relations with other classes.
Central Class	TIR transport
Example instance of the central class	<ul style="list-style-type: none"> <li>○ Transport of 2000kg of chocolate from Geneva to Moscow under cover of the TIR Carnet No. XC38000000.</li> <li>○ Transport of 100 computers from Ankara to Madrid under cover of the TIR Carnet No. XC38999999.</li> <li>○ ...</li> </ul>
Associated Classes	International organization, issuing association, road vehicle, TIR operation, Goods Manifest Line Item, TIR Carnet holder.
Associations and constraints	<p>The international organization organizes and ensures the proper functioning of the guarantee chain for a TIR transport. A TIR transport can be associated to one and only one international organization. The international organization can represent the guarantee chain for an unlimited number of transports. (Req. 1)</p> <p>The issuing association issues TIR Carnets for TIR transports. One and only one issuing association is issuing the TIR Carnet for a TIR transport. The issuing association can issue TIR Carnets for numerous TIR transports. (Req. 4)</p> <p>A road vehicle can serve in numerous TIR transports. A TIR transport is performed by means of one or many road vehicles. (Req. 6)</p> <p>A TIR transport is composed of TIR operations. The number of TIR operations within a TIR transport is at the moment limited to ten with the current paper system and has a minimum of two (these limitations should be extensible; therefore, two to many is more advisable). A TIR operation is part of one and only one TIR transport. (Req.10)</p> <p>A Goods Manifest Line Item is associated to one and only one TIR transport. A TIR transport can have from one to many Goods Manifest Line Items. (Req.11)</p> <p>A TIR transport is performed by one and only one TIR Carnet holder. A TIR Carnet holder can perform any number of TIR transports. (Req. 12)</p>
Requirements Covered	1,4,6,10,11 and 12

#### 1.6.1.6 TIR operation

Figure 1.25

#### TIR operation class and its relationships

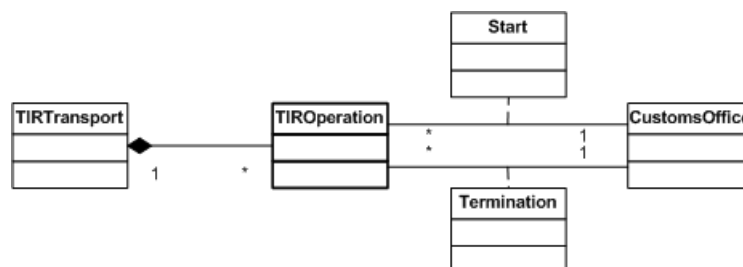


Table 1.14

#### TIR operation sub class diagram description

Name	TIR operation sub class diagram
Description	Sub part of the high-level class diagram presenting the TIR operation class and all relations with other classes.
Central Class	TIR operation
Example instance of the central class	<ul style="list-style-type: none"> <li>○ A transit operation through Switzerland under cover of TIR Carnet N° XC380000XX starting in Geneva and terminated in Basel.</li> <li>○ The first operation of a TIR transport under cover of TIR Carnet N° XC380000YY, starting in Moscow and terminated at the border point with Finland in Vyborg.</li> <li>○ ...</li> </ul>
Associated Classes	TIR transport, Customs office
Associations and constraints	<p>A TIR transport is composed of TIR operations. The number of TIR operations within a TIR transport is at the moment limited to ten with the current paper system and has a minimum of two (these limitations should be extensible; therefore, two to many is more advisable). A TIR operation is part of one and only one TIR transport. (Req.10)</p> <p>The TIR operation is started at one and only one Customs office and terminated at one and only one Customs office. A Customs office can start and terminate any number of TIR operations. (Req. 13)</p>
Requirements Covered	10, 13

1.6.1.7 Goods Manifest Line Item

Figure 1.26

**Goods Manifest Line Item class and its relationships**

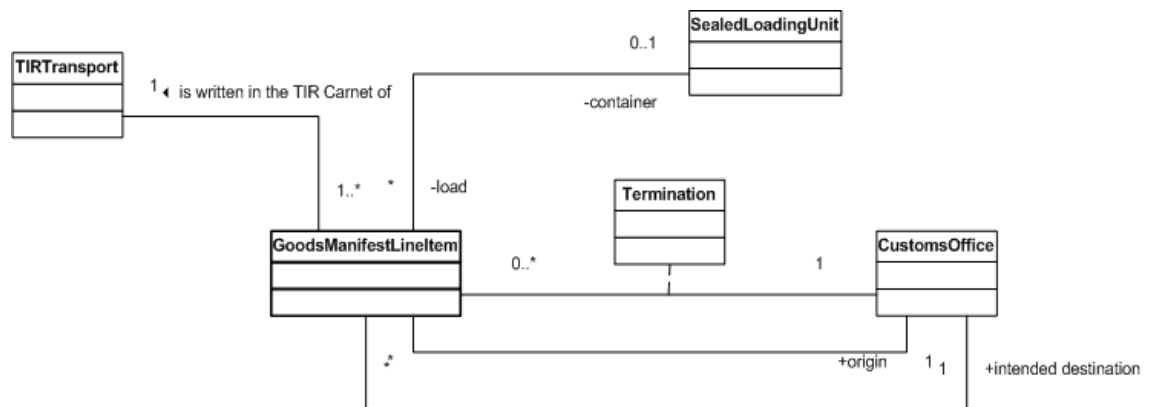


Table 1.15

**Goods Manifest Line Item sub class diagram description**

Name	Goods Manifest Line Item sub class diagram
Description	Sub part of the high-level class diagram presenting the Goods Manifest Line Item class and all relations with other classes.
Central Class	TIR consignment element
Example instance of the central class	<ul style="list-style-type: none"> <li>○ 200 kg of chocolate loaded in Geneva transported under cover of TIR Carnet N° XC380000ZZ with destination Budapest.</li> <li>○ 10 cars loaded in Turin transported under cover of TIR</li> </ul>

	Carnet N° XC380000VV with destination Budapest.
	○ ...
Associated Classes	Sealed loading unit, Customs office, TIR Transport
Associations and constraints	<p>A sealed loading unit can contain numerous loads, mentioned in the TIR Carnet as Goods Manifest Line Items. The goods described in the Goods Manifest Line Item are contained in one and only one sealed loading unit. In case of heavy and bulky goods (HBG), the goods described in the Goods Manifest Line Item may not be contained in a sealed loading unit. (Req. 9)</p> <p>A Goods Manifest Line Item is associated to one and only one TIR transport. A TIR transport can have from one to many Goods Manifest Line Item. (Req. 11)</p> <p>The goods described in one single Goods Manifest Line Item arrive at and have their termination certified by one and only one Customs office. A Customs office can “terminate” any number of goods described in Goods Manifest Line Items. (Req.14)</p> <p>A Goods Manifest Line Item has one and only one intended Customs office of destination. A Customs office can be the intended destination of numerous Goods Manifest Line Items. (Req. 15)</p> <p>The goods described in a Goods Manifest Line Item are loaded at a single Customs office of departure. A Customs office can be the departure for any number of goods described in Goods Manifest Line Items. (Req.17)</p>
Requirements Covered	9, 11, 14,15 and 17

1.6.1.8 Customs office

Figure 1.27

Customs office class and its relationships

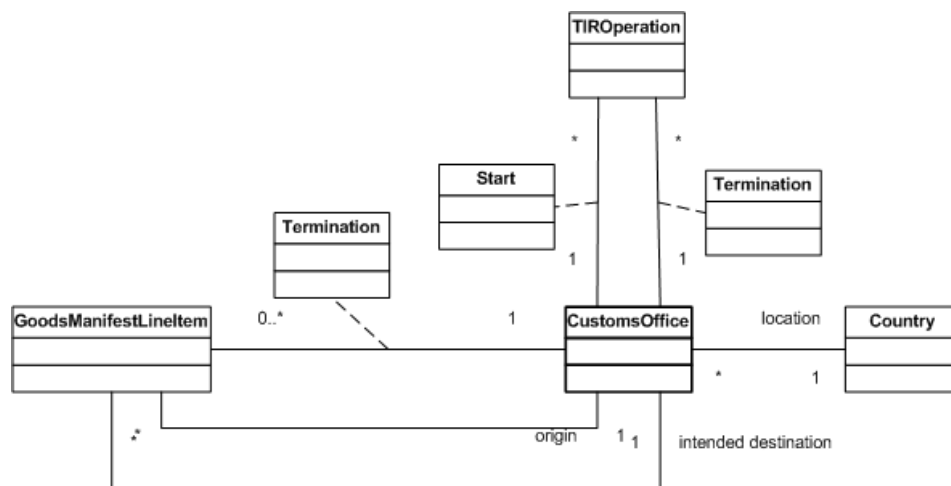


Table 1.16

Customs office sub class diagram description

Name	Customs office sub class diagram
Description	Sub part of the high-level class diagram presenting the Customs office class and all relations with other classes.
Central Class	Customs office

Example instance of the central class	o ??
Associated Classes	TIR operation, Goods Manifest Line Item, Country
Associations and constraints	<p>The TIR operation is started at one and only one Customs office and terminated at one and only one Customs office. A Customs office can start and terminate any number of TIR operations. (Req. 13)</p> <p>The goods described in one single Goods Manifest Line Item arrive at and have their termination certified by one and only one Customs office of destination. A Customs office can “terminate” any number of goods described in Goods Manifest Line Items. (Req.14)</p> <p>A Goods Manifest Line Item has one and only one intended Customs office of destination. A Customs office can be the intended destination of numerous goods described in Goods Manifest Line Items. (Req. 15)</p> <p>The goods described in a Goods Manifest Line Item are loaded at a single Customs office of departure. A Customs office can be the departure for any number of goods described in Goods Manifest Line Items. (Req.17)</p> <p>A Customs office is located in one and only one Contracting Party. A Contracting Party can have any number of Customs offices. (Req. 18)</p>
Requirements Covered	13,14, 15,17 and 18

1.6.1.9 Country

Figure 1.28

Country class and its relationships

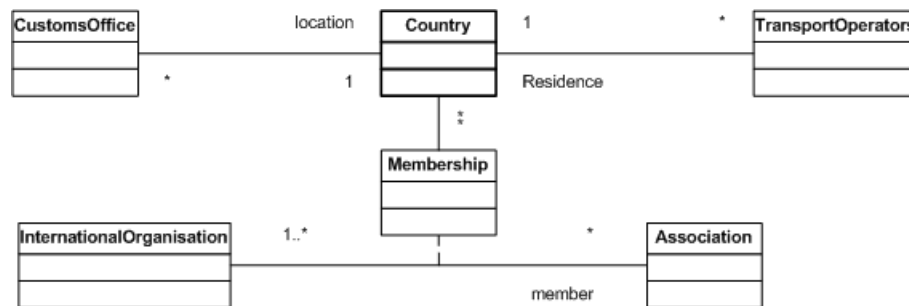


Table 1.17

Country sub class diagram description

Name	Country sub class diagram
Description	Sub part of the high-level class diagram presenting the country class and all relations with other classes.
Central Class	Country
Example instance of the central class	<ul style="list-style-type: none"> <li>o Switzerland</li> <li>o Luxembourg</li> <li>o ...</li> </ul>
Associated Classes	Membership (international organization and association), Customs office, transport operator

Associations and constraints	<p>The international organization has member associations. The membership is associated to at least one country. An association has to be member of at least one international organization. An international organization can have any number of member associations. A membership can be associated to various countries (e.g. FEBETRA –IRU has a membership valid for Belgium and Luxembourg) and one country can be covered by various memberships. (Req. 2)</p> <p>A Customs office is located in one and only one Contracting Party. A Contracting Party can have any number of Customs offices (Req. 18)</p> <p>A transport operator is established in one and only one Contracting Party. A Contracting Party can be the residence of numerous transport operators. (Req. 19)</p>
Requirements Covered	2, 18 and 19

#### 1.6.1.10 TIR Carnet Holder

Figure 1.29

#### Transport operator class and its relationships

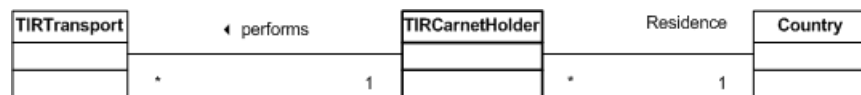


Table 1.18

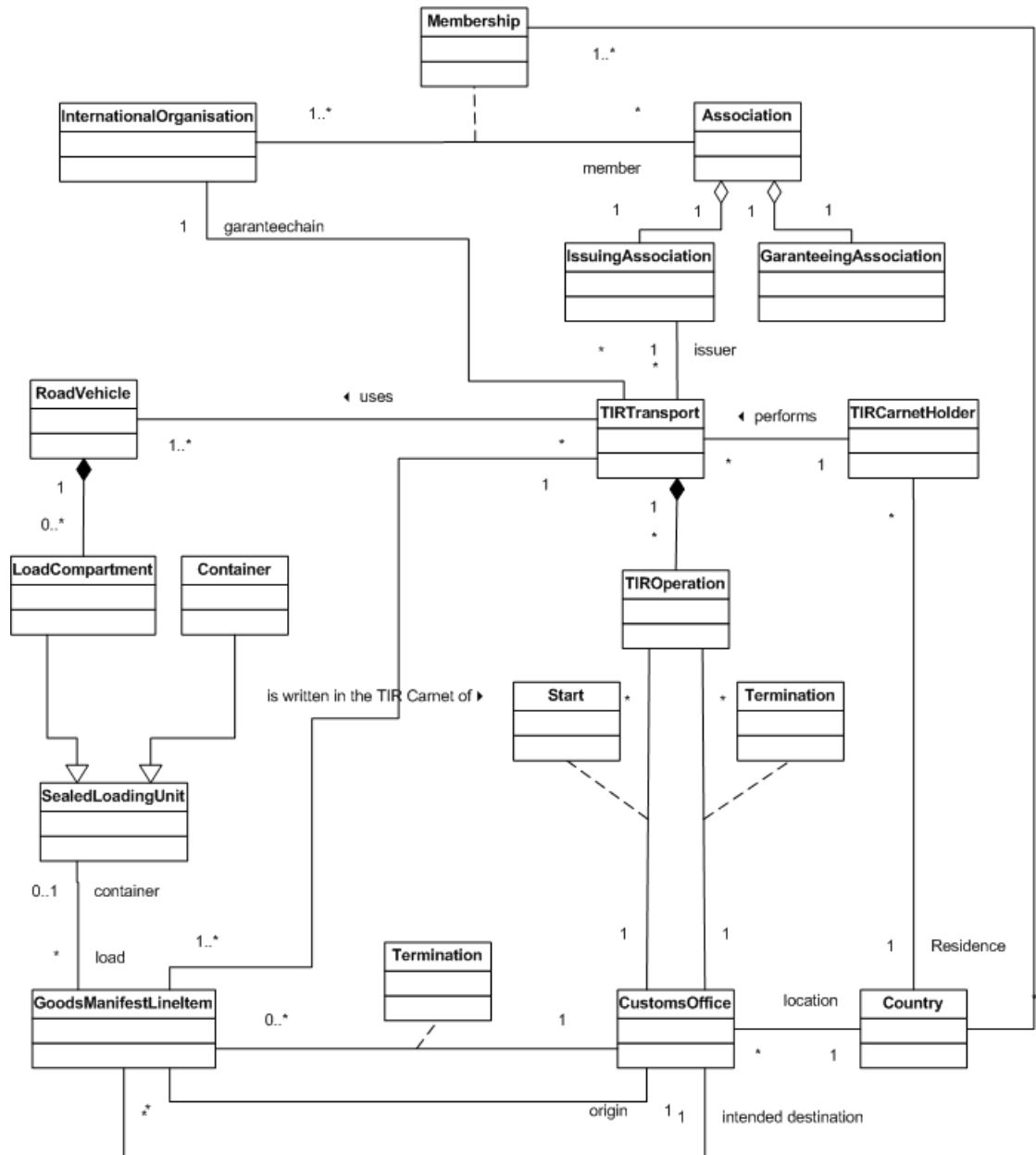
#### Transport operator sub class diagram description

Name	TIR Carnet Holder sub class diagram
Description	Sub part of the high-level class diagram presenting the transport operator class and all relations with other classes.
Central Class	TIR Carnet Holder
Example instance of the central class	<ul style="list-style-type: none"> <li>○ THALMANN TRANSPORTE AG</li> <li>○ RAB-TRANS - Sp.z o.o.</li> <li>○ ...</li> </ul>
Associated Classes	TIR transport, country
Associations and constraints	<p>A TIR transport is performed by one and only one TIR Carnet holder. A TIR Carnet holder can perform any number of TIR transports. (Req. 12)</p> <p>A transport operator is established in one and only one Contracting Party. A Contracting Party can be the residence of numerous transport operators. (Req. 19)</p>
Requirements Covered	12 and 19

### 1.6.2 High-level class diagram

Figure 1.30

#### High-level class diagram



## 2. e-Business requirements

### 2.1 High-level description of the eTIR project

As elaborated in Chapter 1 of the Reference Model, the final objective of the computerization of the TIR procedure encompasses the computerization of the whole TIR Carnet life cycle from distribution, issuance and via the TIR transport to return and repository and it should, ultimately, be aimed at replacing the current paper TIR Carnet without changing the basic philosophy of the TIR Convention. In order to streamline the work towards this challenging objective, the Working Party agreed (and later confirmed) that the approach of the computerization process should be focused on the establishment of an international, centralized database, whose aim it is to allow the management by Customs of data on guarantees and the exchange of information between Customs authorities, being two elements of the TIR Carnet life cycle not computerized so far.

Holders will be required to send their advance cargo information / declaration only to countries of departure of the TIR Transports. The holder can send his declaration directly to the country of departure using the national declaration mechanisms. Alternatively, the holder can use the national Customs system in his country of residence to send declarations to third countries (this functionally is optional for Customs system), use the declaration web service in the eTIR international system or use other private services. . Moreover, the eTIR project defines a standard declaration message. Other elements falling outside the scope of the eTIR project concern the approval of international organizations, national associations, transport operators and vehicles, the organization and functioning of the guarantee system, the management of a control system under Annex 10 and the administration of the TIR Convention.

The first part of this Chapter aims at providing a high level description of the international, centralized database, the eTIR international system, whose aim it is to complement developments and achievements at the national and private level relating to the computerization of the TIR Carnet life cycle. It also provides general guidelines for the smooth transition from the current paper based system to full computerization. The second part of the Chapter describes the functioning of the eTIR international system by means of use cases and activity diagrams.

#### 2.1.1 Actors and roles

This section describes the different tasks and obligations related to the actors and their roles.

##### 2.1.1.1 *Customs authorities*

Customs authorities can perform the following roles:

- Customs office of departure
- Customs office of destination
- Customs office of entry (en route)
- Customs office of exit (en route)
- Customs office of discharge.

##### 2.1.1.2 *eTIR international system*

The eTIR international system interfaces with the Guarantee Chain and will ensure the management by Customs of data on guarantees at international level.

Moreover, in view of the fact that, within the eTIR system, electronic direct exchange of information between the Customs administrations located in the different Contracting Parties is neither currently feasible nor enforceable, it will facilitate the secure circulation of standardized information between Customs administrations.<sup>1</sup>

#### 2.1.1.3 *Holder*

The holder performs the TIR transport and is responsible for providing the related declaration data electronically and for presenting the goods to the relevant Custom offices referred to in Chapter 2.1.1.1 above.

#### 2.1.1.4 *Guarantee Chain*

The Guarantee Chain as described in this document is composed of an international organization, authorized by AC.2 to take on responsibility for the effective organization and functioning of an international guarantee system in accordance with the provisions of Article 6.2bis of the Convention and national associations, approved by Contracting Parties in accordance with the provisions of Article 6 and Annex 9, Part II of the Convention to act as guarantors. The Guarantee Chain provides the holder with an international guarantee i.e. a guarantee recognized by each of the Contracting Parties involved in the TIR transport.

### 2.1.2 **Fundamental principles**

#### 2.1.2.1 *eTIR International System brief*

The eTIR international system is devised to allow the management by Customs of data on guarantees by Customs and the secure exchange of data between national Customs systems related to the international transit of goods, vehicles and/or containers according to the provisions of the TIR Convention.

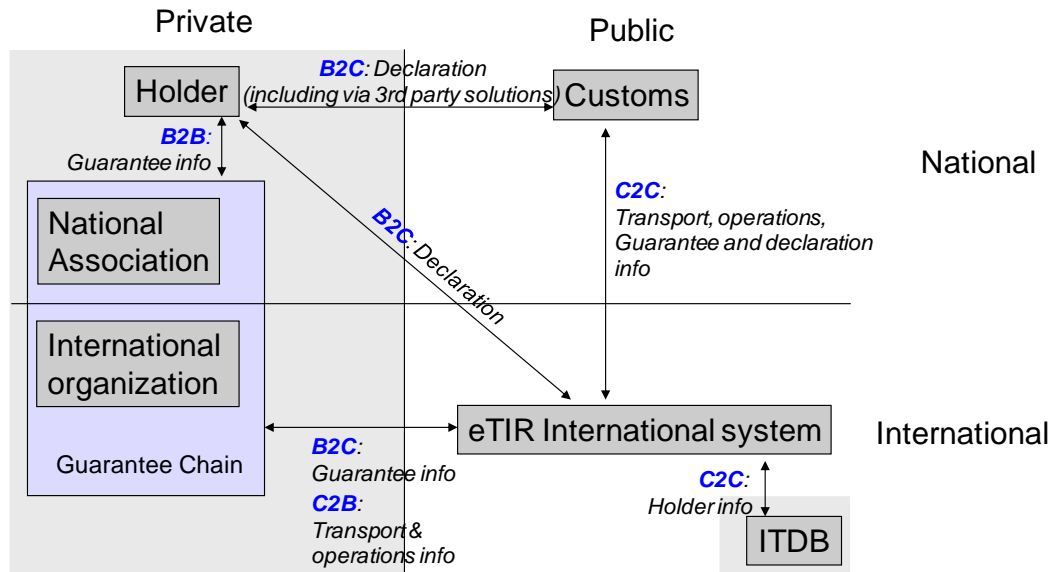
Therefore, only a part of the information flow required for the functioning of the TIR procedure is managed by the eTIR international system. The following picture graphically represents the information exchange between the actors. It also shows that the eTIR international system does not communicate with the holder. It is important to recall that the management of claims and the information to be provided by Customs authorities to authorized associations (under Article 42ter and an international organization (under Article 6.2bis) as provided for by Annex 10 of the TIR Convention are outside the scope of the eTIR project (see figure below).

---

<sup>1</sup> In accordance with the instructions by the WP.30 at its 106th session, the eTIR system administration shall be established on the basis of an international, centralized database whose aim it is to facilitate the secure exchange of data between national Customs systems (TRANS/WP.30/212, para. 26).



Figure 2.1  
The new public private partnership



On the one hand, the Guarantee Chain transmits to the eTIR international system information on the guarantees it has issued to the holders so that they can be registered in the eTIR international system. The Guarantee Chain can also query at any time the status of guarantees it has issued and obtain related TIR transport information. On the other hand, Customs authorities use the eTIR international system to check the status of guarantees and to exchange information related to the TIR transport and to TIR operations.

The management by Customs of the data on guarantees and the secure exchange of data between national Customs systems in relation to TIR transport information are therefore the two fundamental features of the eTIR international system. Guidelines will also be provided to promote harmonization, especially in the context of the dialogue between the holder and Customs authorities.

Communication, security and fallback solutions constitute other key features of the system.

#### 2.1.2.2 Management by Customs of data on guarantees

The management by Customs of data on guarantees requires a strong relationship between the Guarantee Chain and the eTIR international system. The Guarantee Chain sends information on each issued guarantee to the eTIR international system. The recording of this information in the eTIR international system is conditional on checks made against the International TIR database (ITDB) concerning authorized holders.

##### 2.1.2.2.1 Registration of the guarantee

After having issued a guarantee to the holder, the Guarantee Chain shall register it in the eTIR international system by sending a standard electronic message.

- a. Elements comprising the registration of the guarantee

i) *Holder (M)*<sup>1</sup>

Information on the physical or legal person to whom the guarantee has been issued.

ii) *Guarantee Chain (M)*

Information on the Guarantee Chain.

iii) *Guarantee (M)*

Information on the guarantee (guarantee reference number, validity date, guarantee type, ...)

2.1.2.2.2 *Cancellation of a guarantee*

Once a guarantee has been registered in the eTIR international system, the Guarantee Chain may cancel any guarantee which has not yet been used. It may also cancel the validity of a guarantee which is in use but only for the TIR operations which have not yet started. Such cancellation will, however, only become effective at the start of the first consecutive TIR operation.

2.1.2.2.3 *Verification of the guarantee*

The data on guarantees will be accessible to all Customs offices. If a holder presents to Customs a declaration covered by a guarantee which is not recorded in the eTIR international system or has been cancelled by the Guarantee Chain, then Customs authorities shall not accept it.

2.1.2.2.4 *Querying guarantee status*

Once a guarantee has been registered in the eTIR international system, the Guarantee Chain can query at any time the status of guarantees it has issued.

2.1.2.2.5 *Transmission of TIR transport and TIR operation data*

The eTIR international system notifies the Guarantee Chain of new information on TIR transports and TIR operations related to the guarantees it has issued, other than information which is restricted to Customs.

2.1.2.3 *Exchange of TIR transport and TIR operation information*

2.1.2.3.1 *Data handling at the beginning of the TIR transport*

Once the Customs office of departure accepts the declaration, according to national procedures, it will send a message containing that information, together with additional Customs data, to the eTIR international system, in line with agreed requirements. The latter will then store the declaration information and link it with the guarantee information. This information is then sent to all Customs authorities involved in the TIR transport..

a. Recording of the elements comprising the TIR transport (and its subsequent updates)

The elements required for the TIR transport recording are those of the TIR operation 'start information' (see point 2.1.2.3.2.a(i)) plus all the elements provided in the declaration(s) (see 2.1.2.4.2.a).

---

1 M: Mandatory; O: Optional; C: Conditional.

### 2.1.2.3.2 *Data handling related to TIR operations*

#### a. Elements composing the TIR operation registration

##### i) *TIR operation start information*

The Customs office of departure/entry provides the following information:

- Operation Reference Number and date of start (M)
- Seals (C)

Information on the seal(s) affixed to the vehicle(s) and/or container(s) if seals are affixed, changed or removed.

- Results of checks
- Time limit for transit (O)

Time limit for the TIR operation.

- National itinerary (O)

Customs office(s) at which the road vehicle, the combination of vehicles or the container together with the load have to be produced.

- Customs office (M)

##### ii) *TIR operation termination information*

The Customs office of destination/exit provides the following information:

- Date of termination (M)
- Seals (C)

Information on the seal(s) affixed to the vehicle(s) and/or container(s) if seals are affixed, changed or removed.

- Results of checks
- Reservations (M)

In case of doubts with regard to the TIR operation, the Customs office of destination or exit indicates that it has terminated the TIR operation with reservations.

- Customs office (M)

##### iii) *TIR operation discharge information*

The Customs office of discharge is responsible for discharging the TIR operation and providing the following information:

- Date of discharge (M)
- Customs office (M)

### 2.1.2.4 *Other aspects*

#### 2.1.2.4.1 *Issuance of guarantees*

The holder requests a guarantee from the Guarantee Chain, which will, on the basis of international, national and internal rules, decide if the guarantee can be issued to the holder. The Guarantee Chain will then provide the holder with a guarantee reference number for that specific guarantee. This procedure is outside the scope of the development of the eTIR international system but is a prerequisite for its well functioning.

The Guarantee Chain registers the guarantee internationally as foreseen in point 2.1.2.2.1.

2.1.2.4.2 *Declaration/advance cargo information<sup>1</sup>*

The holder submits the advance cargo information by electronic means to the Customs office of departure, making reference to a guarantee issued by a Guarantee Chain, using authentication mechanisms. The declaration shall be submitted prior to the presentation of the goods at the Customs office of departure. Alternatively, the holder can make use of declaration mechanisms provided by the eTIR international system, the Customs system of his country of residence (if available) or third party solutions provided by the private sector (including by the guarantee chains). National Customs systems and authorized international private sector declaration systems can use the declaration web service of the eTIR international system to forward the declaration to the country of departure.

Customs authorities shall, if satisfied, validate and accept the Customs declaration and transmit it to the eTIR International system. The eTIR international system forwards this information to the following Customs authorities involved in the TIR transport.

The following elements shall be provided in the declaration since these elements are also part of the registration of the TIR transport information (see 2.1.2.3.1.a).

a. Elements comprising the declaration

i) *Holder (M)*

Information on the physical or legal person who is responsible for transporting the goods and submitting the declaration.

ii) *Guarantee (M)*

The guarantee reference number under which the TIR transport will be undertaken.

iii) *Goods (M)*

Information on the goods transported (e.g.: type, quantity, identifications, Customs office of departure, Customs office of destination, ...).

iv) *Mean of Transport/Containers (M)*

Information on the mean of transport and/or containers used to transport and/or carry the goods.

v) *Attached documents (O)*

Reference to all documents, paper or electronic, which are attached to the declaration.

vi) *[Consignee (O)]*

Information on the physical or legal persons to whom goods are shipped.]

vii) *Intended itinerary (Country level) (M)*

Countries intended to be involved in the TIR transport.

---

<sup>1</sup> For a detailed explanation see Annex VI.

viii) *[Consignor (M)*

Information on the physical or legal persons from whom goods are shipped.]

ix) *[Subcontractors*

Information on the physical or legal person who performs the transport or a part of the transport on behalf of the holder. ] under discussion

2.1.2.4.3 *Pre-arrival information*

One of the objectives of the eTIR international system, as defined by the Contracting Parties, is to provide Customs authorities with information prior to the arrival of cargos. This applies to information provided by the private sector as well as to information exchanged between Customs authorities. Therefore, the eTIR international system forwards to Customs authorities all information as soon as it is received (push principle).

2.1.2.5 *Data exchange*2.1.2.5.1 *Central platform*

The eTIR international system is built around a central platform, which is composed of hardware and software, including databases and web services. The databases serve to store and make the information available and acts as repository for all information concerning the TIR system, whereas the web services allow for an efficient and secure interfacing between the Contracting parties, the Guarantee Chain and the central platform.

2.1.2.5.2 *Communication*

The eTIR international system may use secure Internet connections to exchange messages.

2.1.2.5.3 *Standard messages*

The exchange of data with the eTIR international system is achieved by means of a set of predefined standard messages. All messages needed to ensure the functioning of the eTIR international system are described in Chapter 3.

2.1.2.6 *Security*2.1.2.6.1 *The elements of security from the TIR Convention*2.1.2.6.2 *Controlled access (Annex 9, Part II)*

Controlled access remains a major principle of the TIR system. The ITDB will be fully used to ensure that only authorized holders use the TIR system.

2.1.2.6.3 *Security data elements*

Data elements concerning supply chain security are contained in Chapter 3.

2.1.2.6.4 *eTIR international system security*

The eTIR international system is secured with security methods applicable to systems communicating via the Internet. Messages are encrypted and access is restricted to authorize users. The system is available 24/7.

#### 2.1.2.7 *Accompanying document / Certified report*

An accompanying document, printed by the Customs office of departure, provides all information regarding the TIR transport. This document also covers the need in case of accidents and incidents and replaces the certified report.

#### 2.1.2.8 *Fallback solutions*

If Customs offices or the Guarantee chain are not in a position to use the standard communication links between their systems and the eTIR international system (web services), the information will be securely exchanged by means of the eTIR website (See 2.1.3.2.3.). If the Customs offices electronic system or the communication channels are not functioning, they will rely on the accompanying document to obtain or provide the required information.

Detailed fallback solutions for individual use cases are contained in Chapter 2.3.

### **2.1.3 Deliverables**

#### 2.1.3.1 *National deliverables*

##### 2.1.3.1.1 *National management of data*

The national computer systems of the countries process electronically the data from and to the eTIR international system. The national applications are primarily focused on reception and validation of the electronic declaration as well as on the management of the TIR operations.

##### 2.1.3.1.2 *Bridges to the eTIR international system*

National computer systems communicate with the eTIR international system using a predefined set of standard messages and technology.

##### 2.1.3.1.3 *User manuals and training*

Customs administrations provide their Customs officers with the necessary documentation and training to ensure the proper use of the national parts of the eTIR international system. They can also provide documentation for holders.

#### 2.1.3.2 *International deliverables*

##### 2.1.3.2.1 *Central databases*

The central platform is based on a central database system, which stores the data and contains the functional rules that allow the functioning of the eTIR international system.

The databases contain information on the data on guarantees and their coverage, and link the issued guarantees with the holder. Moreover, they contain all data regarding the TIR transports linking them to the guarantee information.

##### 2.1.3.2.2 *Web services*

Web services implemented on the central platform allow authorized computer systems to interact securely with the eTIR international system. The web services provide, in a standard format, the functions which allow querying and updating the central database, as well as the centralized submission of advance cargo information.

#### 2.1.3.2.3 *eTIR website*

The eTIR website, made available internationally, is an alternative secure connection to the eTIR international system. It has the same functionalities as the web services (except for the centralized declaration mechanism).

#### 2.1.3.2.4 *Definitions of standard messages*

All messages sent to or received from the eTIR international system are defined and listed in Chapter 3.

#### 2.1.3.2.5 *Technical documentation*

The technical documentation will ensure that the Customs authorities and the Guarantee Chain can develop their specific applications connected to the eTIR international system.

#### 2.1.3.2.6 *User manuals and training for trainers*

The user manuals and the training for trainers serve as basis for the development of national user manuals and national training programs. They describe the procedures, the best practices as well as all tools available in eTIR international system.

#### 2.1.3.2.7 *Helpdesk*

A helpdesk is available to Customs authorities and the Guarantee Chain to help in the implementation of the eTIR international system.

#### 2.1.3.2.8 *Customs offices database*

A database in which information on all Customs offices involved in the eTIR international system is stored.

#### 2.1.3.2.9 *Countries database*

A database containing information on all countries involved in the eTIR system.

#### 2.1.3.2.10 *Authentication database*

In order to technically restrict access to the eTIR international system to those users who have been authorized, an authorization database is used. This database is used to secure the web services as well as the website (for the fall-back scenarios). Consequently, it will contain the credentials of guarantee chains' IT systems and users as well as Customs central systems and specific Customs offices/officers. Furthermore, holders credentials will also be included to enable the use of the centralized declaration mechanism by means of web services.

### 2.1.3.3 *Other required systems*

#### 2.1.3.3.1 *Authorized access database*

To ensure that guarantees are only issued to authorized holders, the eTIR international system links to the ITDB.

#### 2.1.3.4 *Languages and character sets*

The eTIR international system will allow for the translation of all coded information in order to ensure the maximum transparency. In order to allow the transmission and display of all languages, the character set used by the eTIR international system is Unicode.

In case of textual descriptions, the language of the country where the information has been provided shall be used. Nevertheless, translations in other languages can also be provided and are sometimes required.

## **2.2 Step-by step implementation**

The eTIR international system as defined in Chapter 2.1 is subdivided in two major modules: management by Customs of data on guarantees and data exchange, which should be developed simultaneously in order to obtain maximum benefits.

The full computerization of the TIR procedure depends on the complete implementation of both modules by all parties involved. Transitional steps will be required before all Contracting Parties of the Convention will exchange electronic information. In view of the wide geographical coverage of the TIR Convention and the different levels of technological development of the countries concerned, the duration of the transition may vary from country to country.

### **2.2.1 Management by Customs of data on guarantees module**

The management by Customs of data on guarantees module, as described in Chapter 2.1.2.2, allows the Guarantee Chain to electronically register in the eTIR international system all guarantees issued to the holders. Moreover, it enables Customs authorities to check the validity of the guarantee in the course of a TIR transport and before each TIR operation.

Introducing the management by Customs of data on guarantees into the eTIR international system will increase the security of the TIR system by making available, at any time, information on the validity of the guarantees. Moreover, by linking the consultation of the status of the guarantee to the ITDB, it will further secure the system by ensuring that unauthorized holders will not be allowed to perform TIR transports. Logically, it will also further discourage attempts to falsify the TIR Carnet.

The corner stone of the management by Customs of data on guarantees module is the registration of the guarantee by the Guarantee Chain. It implies the development of the eTIR international system with all related functionalities and the development or the amendment of a tool allowing for real-time transmission by the Guarantee Chain of guarantee data to the eTIR international system

### **2.2.2 Data exchange module**

The second module of the eTIR project focuses on developing the TIR transport and TIR operations information exchange combining them with the guarantee information provided by the Guarantee Chain.

In view of the fact that not all Customs offices will immediately have access to the eTIR international system, the use of present paper TIR Carnet will be maintained and remains mandatory. Nevertheless, all eTIR compatible Customs offices will already be in a position to have access to and update the central system with TIR transport/TIR operation information.

It can be envisaged that one or more pilot projects concerning the exchange of data between Contracting Parties can be initiated, in line with the mandate provided by WP.30 (TRANS/WP.30/212, para. 21).

### **2.2.3 Abolition of the present TIR Carnet: a geographical expansion**

Before being able to completely abandon the present paper TIR Carnet, all parties involved in a TIR transport will have to be able to securely exchange electronic information on the TIR transport, the TIR operations and on the guarantee. To enable a smooth transition towards a fully computerized TIR system,



the use of the present paper TIR Carnet will be discontinued for itineraries where all Customs offices will be linked to the eTIR international system.

As a result, for those TIR transports where the TIR Carnet will no longer be required, the full implementation of the second phase of the eTIR project will become mandatory for all Customs offices involved. Issues with regard to rerouting are addressed in the analysis and design chapters.

## 2.2.4 Parallel projects

### 2.2.4.1 Declaration mechanisms

In parallel to the development and implementation of the eTIR international system (including a web service for submitting advance cargo information/declarations), national and international electronic declaration mechanisms will also have to be developed, aided by guidelines established in this Reference Model.

## 2.2.5 Schedule

The eTIR sub-projects imply developments at public and private level. Moreover, the public developments will be of both an international and national nature.<sup>1</sup>

The following schedule does not provide any timeframe; it only aims at showing the dependencies between the various projects in their different phases of development. The national implementations of the projects by Contracting Parties will certainly not be achieved simultaneously. Therefore, the schedule below considers three different timeframes, covering the possibilities for countries to develop their projects at their own speed.

Table 2.1  
**Step-by-step implantation schedule**

<i>Sub-projects</i>	<i>Steps</i> <sup>2</sup>
<i>eTIR project</i>	
Public international	<b>I</b> <b>E</b> <b>C</b> <b>T</b>
Public national	
Contracting Party 1	<i>E</i> <i>C</i> <i>T</i>
Contracting Party 2	<i>E</i> <i>C</i> <b>T</b>
Contracting Party 3	<i>E</i> <i>C</i> <b>T</b>
Private <sup>3,4</sup>	<i>E</i> <i>C</i> <i>T</i>
<i>Parallel projects</i>	
National declaration mechanism	
Contracting Party 1	<i>E</i> <i>C</i> <i>T</i>
Contracting Party 2	<i>E</i> <i>C</i> <b>T</b>
Contracting Party 3	<i>E</i> <i>C</i> <b>T</b>
Private <sup>1</sup>	<i>E</i> <i>C</i> <i>T</i>

<sup>1</sup> The same might apply to the private sector development but it is not the aim of this project to provide the private sector with instructions on how their systems will have to be developed or updated in order to meet the requirements of the eTIR project.

<sup>2</sup> The letters in the cells represent the different phases as identified in table 0.1 of the Reference Model (I: Inception, E: Elaboration, C: Construction, T: Transition). Steps in italics are performed at national level or at private sector level. Steps in bold need to be finalized before reaching the milestone (indicated by vertical lines).

<sup>3</sup> The well functioning of the private/public partnership is essential to successfully implement this project.

<sup>4</sup> The IRU emphasised that this part of the computerization has already been largely accomplished.

<i>Sub-projects</i>	<i>Steps<sup>2</sup></i>			
<i>Paper to electronic step-by-step transition</i>	1	2	3	4

#### 2.2.5.1 *Paper to electronic step-by-step transition*

The transition from the paper TIR Carnet to the eTIR system will be achieved progressively, with the completion and implementation of the projects at the national and international level. In the schedule above, four major steps are identified:

1: Before the eTIR international system will be in place, allowing the exchange of information between the Guarantee Chain and the eTIR international system as well as allowing countries to exchange data, the paper TIR Carnet and the actual private or public systems will remain the only possible tool for the management of the TIR procedure.

2: Once the eTIR international system is available and the Guarantee Chain interoperates with the system in order to provide the guarantee information, countries will start linking up to the eTIR international system, in order to obtain validation of the guarantees submitted by the holders.

3: When all Contracting Parties along a specific itinerary will have been computerized (the guarantee and data exchange modules as well as the declaration mechanisms), there will be no more need to use the present paper TIR Carnet for TIR transports along this itinerary. During this step, some TIR transports will continue to use paper TIR Carnets whereas others will be performed under cover of eTIR.

4: When all Contracting Parties of the TIR Convention will have implemented both modules as well as the appropriate declaration mechanisms, the present TIR Carnet will be completely abandoned.

## 2.3 Use cases analysis

The elaboration of the use case analysis is based on the instruction by the WP.30 that the eTIR project should evolve around the establishment of an international centralized database in order to facilitate the secure exchange of data between national Customs systems and that the management of the data on guarantees, once the Guarantee Chain had issued a guarantee to an holder, should lie with Customs (ECE/TRANS/WP.30/226, para. 41).

### 2.3.1 *Management by Customs of data on guarantees use case*

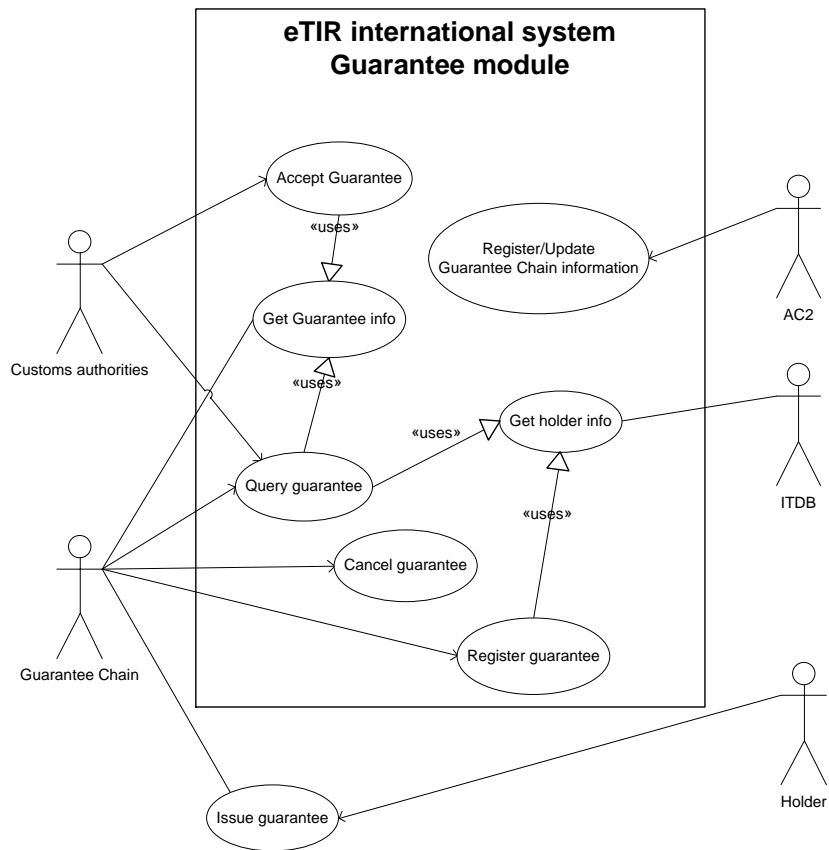
The management by Customs of data on guarantees requires that the Guarantee Chain updates the guarantees directly in the eTIR international system right after having issued them to holders.

#### 2.3.1.1 *Management by Customs of data on guarantees use case diagram*

Figure 2.2

#### **Customs management of guarantees use case diagram**

<sup>1</sup> It is envisaged that the private sector will provide declaration mechanisms, in particular to authorize holders submitting declarations in a country other than their country of registration.



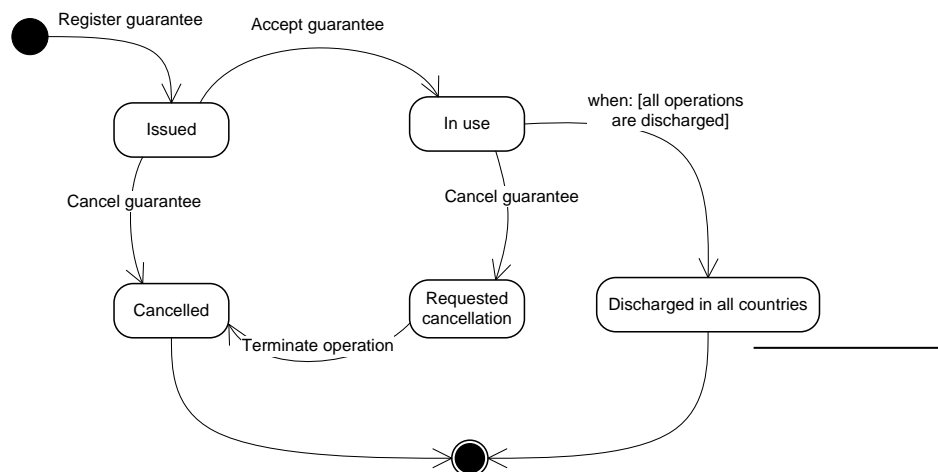
### 2.3.1.2 Guarantee state chart diagram

The guarantees registered in the eTIR international system will have their status updated all along the TIR transport. The following state chart diagram shows the various statuses as well as the transition even between them.

The guarantee status can be:

- Issued
- In use
- Proposed cancellation
- Cancelled
- Discharged in all countries

Figure 2.3  
**Guarantee state chart diagram**



2.3.1.3 Register Guarantee Chain use case description

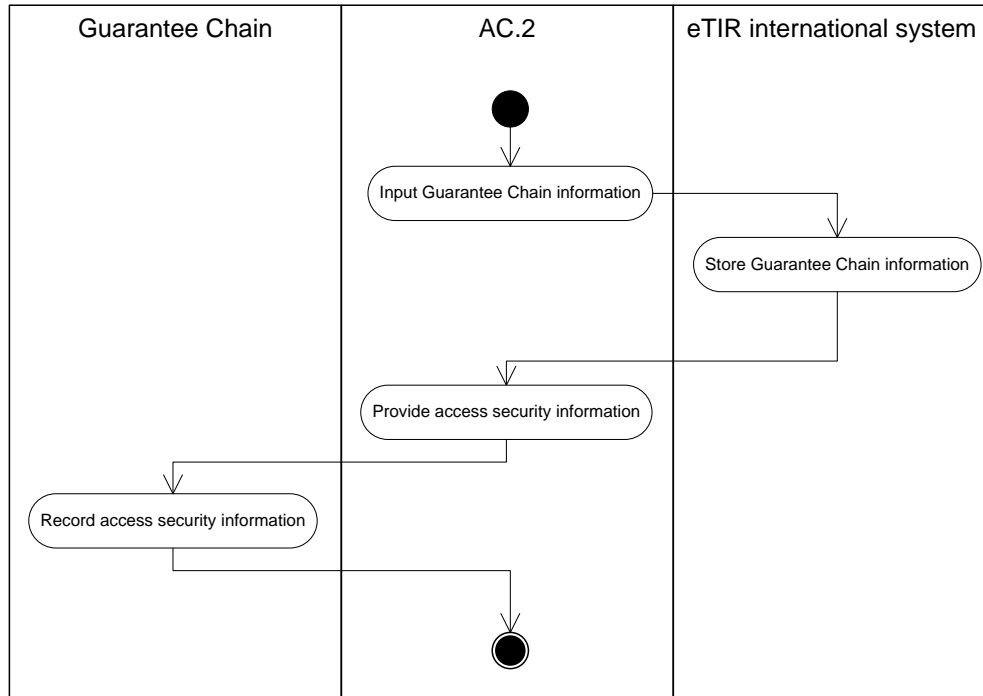
Table 2.2

**Register/Update Guarantee Chain information use case description**

Name	Register/Update Guarantee Chain information use case
Description	Once the Guarantee Chain has been authorized, it is registered in the eTIR international system.
Actors	AC.2
Performance Goals	Only authorized Guarantee Chains can register guarantees in the eTIR international system.
Preconditions	-
Postconditions	-
Scenario	<p><b>Registration</b></p> <p>The AC.2 authorizes an international organization to manage the Guarantee Chain in accordance with article 6.2bis of the TIR Convention. It records the Guarantee Chain in the eTIR international system and inserts the information on the type of guarantees it is allowed to register (including the geographical coverage of its guarantees). It also provides the necessary security information to the Guarantee Chain in order to allow it to access the system.</p>
Alternative Scenario	-
Special requirements	-
Extension Points	-
Requirements Covered	-

## 2.3.1.4 Register/Update Guarantee Chain information activity diagram

Figure 2.4

**Register/Update Guarantee Chain information activity diagram**

2.3.1.5 *Register guarantee use case description*

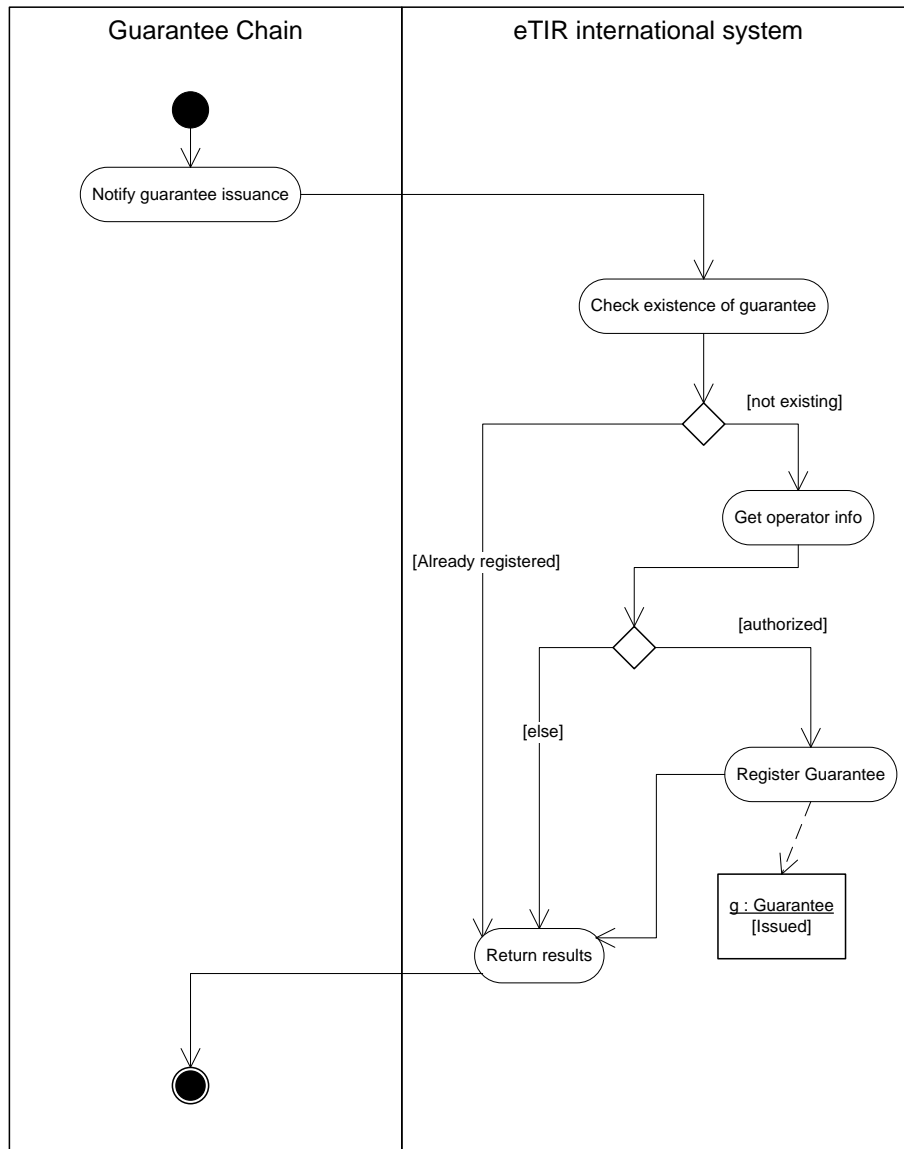
Table 2.3

**Register guarantee use case description**

<b>Name</b>	<b>Register guarantee use case</b>
Description	The Guarantee Chain registers each guarantee issued to a holder in the eTIR international system by sending an electronic message.
Actors	Guarantee Chain
Performance Goals	Any guarantee, issued to a holder, shall be registered in the eTIR international system before it can be used by a holder to accompany a declaration.
Preconditions	The holder, to whom the Guarantee Chain has issued a guarantee, must be authorized and registered in the ITDB and the eTIR international system should not contain a prior registration of the guarantee.
Postconditions	The guarantee information is stored in the eTIR international system with status "issued".
Scenario	<p><b>Registration</b></p> <p>The Guarantee Chain issues a guarantee to a holder and sends a secure electronic message with all information regarding the guarantee to the eTIR international system. The eTIR international system checks if the guarantee has not yet been registered. Then it gets holder information, including its current status. In case the guarantee has not yet been registered and the holder is authorized, the system registers the guarantee and notifies the results of the registration of the guarantee to the Guarantee Chain. If the registration fails for any reason, the Guarantee Chain is informed accordingly.</p>
Alternative Scenario	<p><b>Fallback scenario</b></p> <p>If electronic messages cannot be sent to the eTIR international system by means of the web services, the eTIR website should be used.</p>
Special requirements	The Guarantee Chain cannot update any information it has registered in the eTIR international system. Only the cancellation of the guarantee is possible.
Extension Points	-
Requirements Covered	-

## 2.3.1.6 Register guarantee activity diagram

Figure 2.5

**Register guarantee activity diagram**

2.3.1.7 *Cancel guarantee use case description*

Table 2.4

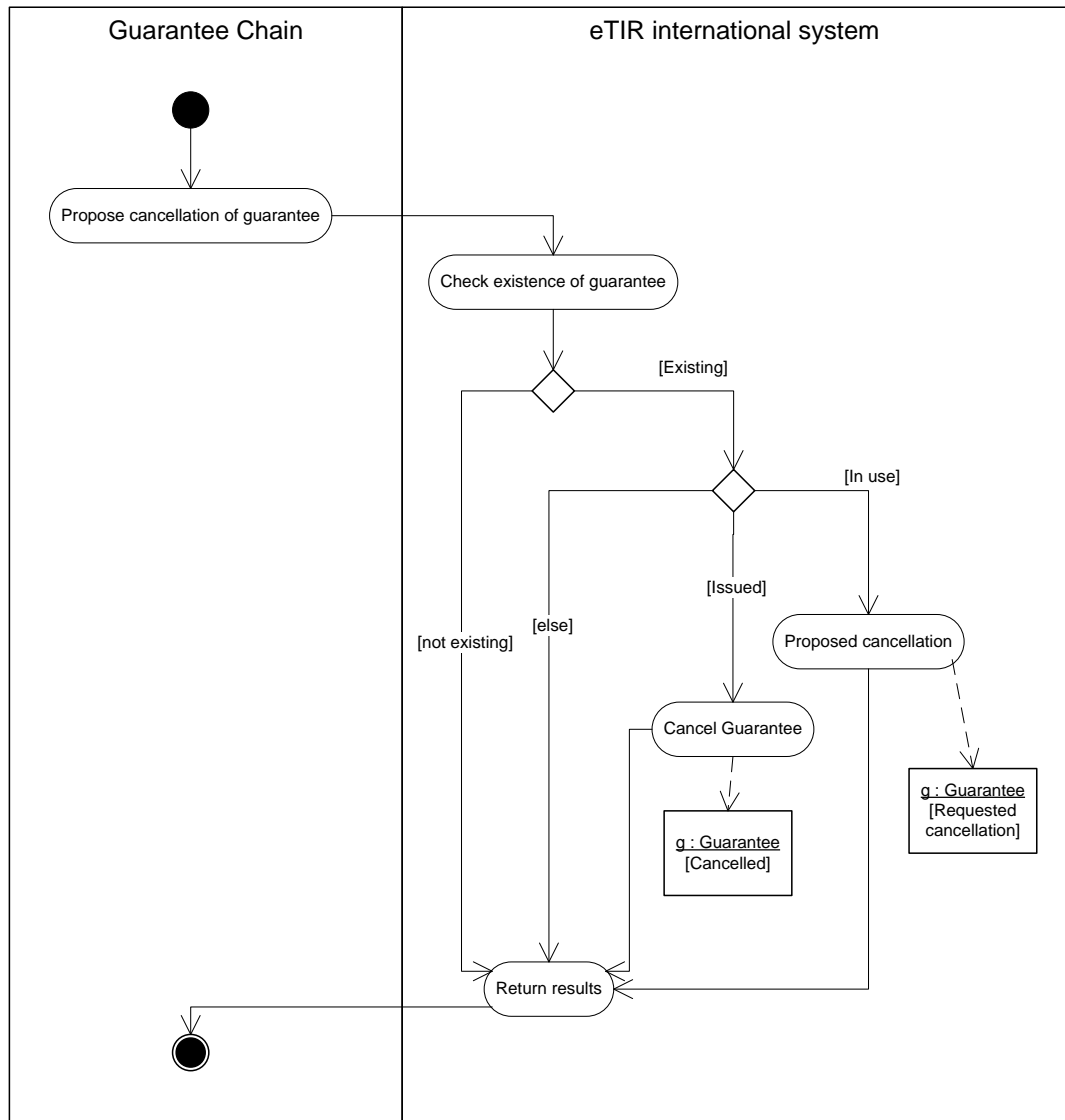
**Cancel guarantee use case description**

<b>Name</b>	<b>Cancel guarantee use case</b>
Description	The Guarantee Chain cancels a guarantee after it has been issued to a holder by sending an electronic message to the eTIR international system.
Actors	Guarantee Chain
Performance Goals	-
Preconditions	The guarantee must have been registered and have the status “issued”. The guarantee can also have the status “in use”.
Postconditions	The guarantee status is changed to “cancelled”, “requested cancellation” or remains in its current status.
Scenario	<p><b>Cancellation</b></p> <p>The Guarantee Chain sends a secure electronic message to the eTIR international system to request the cancellation of a guarantee. First the eTIR international system checks that the guarantee is registered. Then in case the guarantee status is “issued”, the eTIR international system changes the guarantee status to “cancelled”. If the guarantee status is “in use”, its status is turned to “requested cancellation”.</p>
Alternative Scenario	<p><b>Fallback scenario</b></p> <p>If electronic messages cannot be sent to the eTIR international system by means of the web services, the eTIR website should be used.</p>
Special requirements	
Extension Points	-
Requirements Covered	-



2.3.1.8 *Cancel guarantee activity diagram*

Figure 2.6

**Cancel guarantee activity diagram**

2.3.1.9 *Accept guarantee use case description*

Table 2.5

**Accept guarantee use case description**

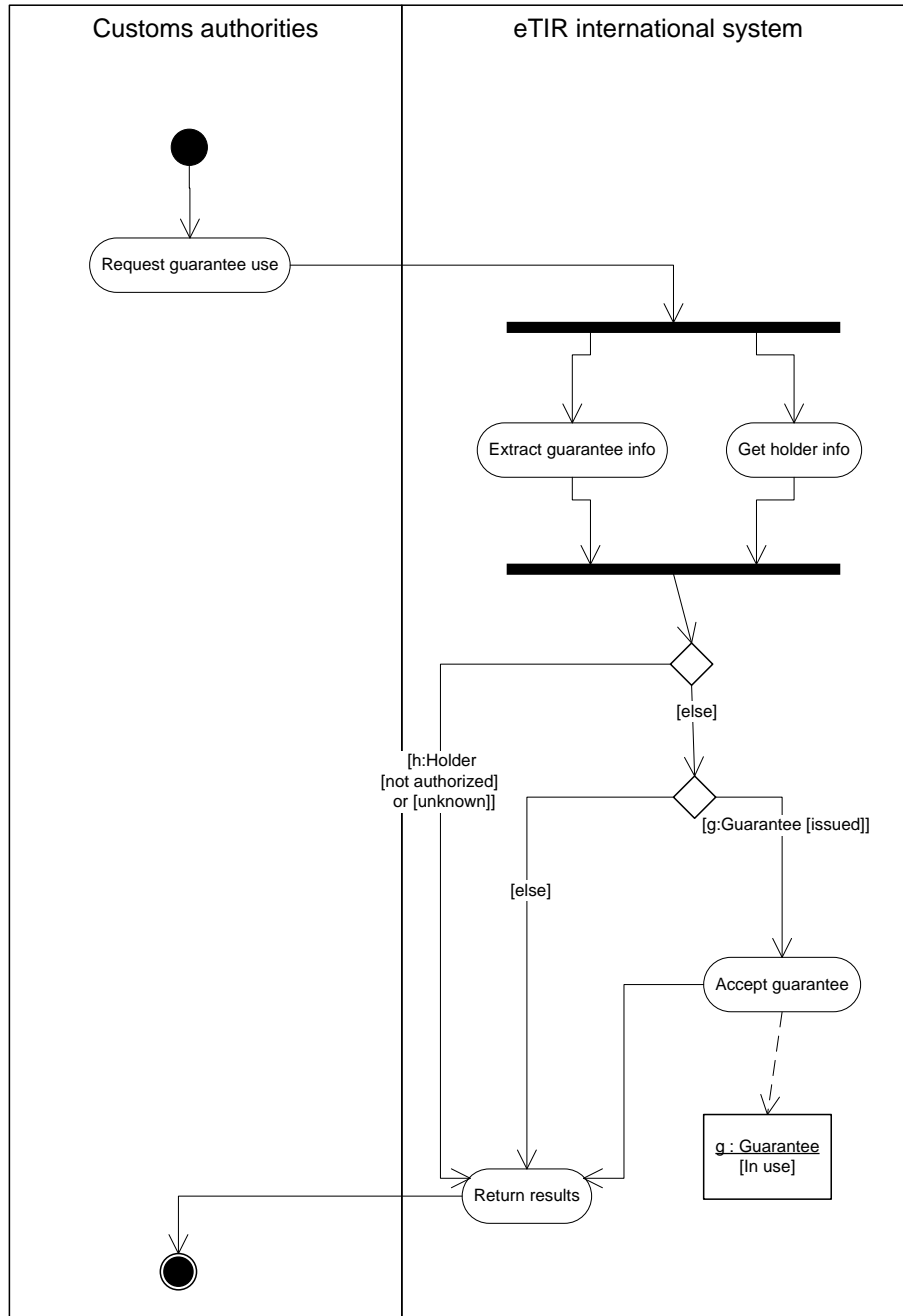

---

<b>Name</b>	<b>Accept guarantee use case</b>
Description	The Customs authorities notify the eTIR international system that the guarantee has been accepted.
Actors	Customs authorities
Performance Goals	-
Preconditions	The guarantee must be registered and its status must be “issued”. The Customs authorities at departure must also have received a TIR declaration. The holder must be registered in the database and authorized.
Postconditions	The guarantee status is changed to “in use” or remains at its current status.
Scenario	<b>Accept guarantee</b> Customs authorities send a secure electronic message to the eTIR international system informing that the guarantee has been accepted for a TIR transport.
Alternative Scenario	<b>Fallback scenario</b> If electronic messages cannot be sent to the eTIR international system by means of the web services, the eTIR website should be used.
Special requirements	-
Extension Points	-
Requirements Covered	-

---

2.3.1.10 *Accept guarantee activity diagram*

Figure 2.7

**Accept guarantee activity diagram**

2.3.1.11 *Get holder info use case description*

Table 2.6

**Get holder info use case description**

<b>Name</b>	<b>Get holder info use case</b>
Description	The eTIR international system queries the ITDB and receives data on a holder.
Actors	ITDB
Performance Goals	-
Preconditions	-
Postconditions	-
Scenario	The eTIR international system sends a query to the ITDB about a holder. The ITDB returns the data about this holder or sends a message indicating that the holder is unknown.
Alternative Scenario	<p><b>Fallback scenario</b></p> <p>The holder status is returned as “not available”.</p>
Special requirements	<p>This use case is internal to the system and is used in the following use cases:</p> <ul style="list-style-type: none"> <li>• Register guarantee</li> <li>• Query guarantee</li> <li>• Accept guarantee</li> </ul> <p>The holder status can be:</p> <ul style="list-style-type: none"> <li>– “unknown”</li> <li>– “authorized” <ul style="list-style-type: none"> <li>▪ Withdrawn from date x to date y</li> <li>▪ Excluded from date x to date y in country z</li> </ul> </li> <li>– “not authorized” <ul style="list-style-type: none"> <li>▪ Permanently withdrawn</li> <li>▪ End of activity</li> </ul> </li> <li>– “not available”</li> </ul>
Extension Points	-
Requirements Covered	-

2.3.1.12 *Get holder info activity diagram*

Figure 2.8

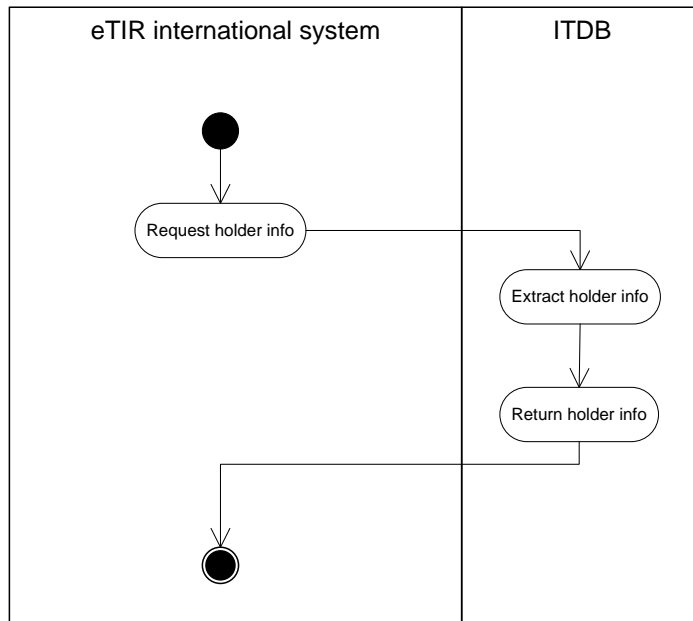
**Get holder info activity diagram**2.3.1.13 *Query guarantee use case description*

Table 2.7

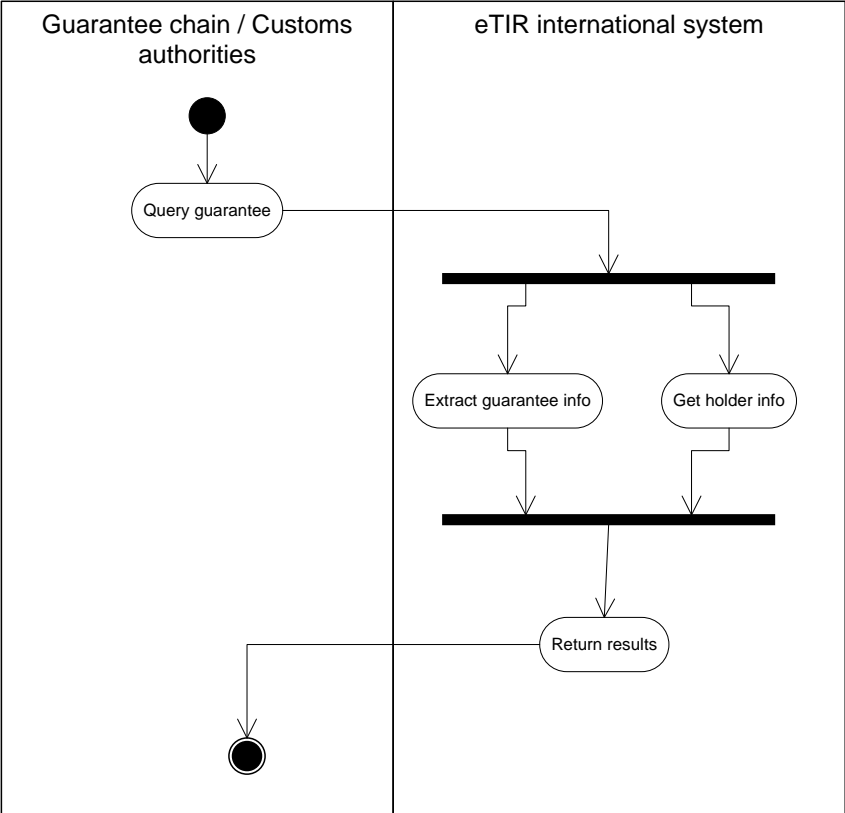
**Query guarantee use case description**

Name	Query guarantee use case
Description	Customs authorities or a Guarantee Chain request the eTIR international system information on issued guarantees.
Actors	Guarantee Chain, Customs authorities
Performance Goals	-
Preconditions	-
Postconditions	-
Scenario	<p><b>Query the guarantee</b></p> <p>A Guarantee Chain or Customs authorities send a secure electronic query to the eTIR international system. The eTIR international system extracts all data from the database concerning the guarantee and combines them with data on the holder (get holder info) and sends all information to Customs authorities or to the Guarantee Chain. If the guarantee has not yet been registered, the Customs authorities or the Guarantee Chain are informed accordingly.</p>
Alternative Scenario	<p><b>Fallback scenario</b></p> <p>Customs authorities and the Guarantee Chain can use the eTIR website.</p>
Special requirements	<p>A Guarantee Chain can only query information on those guarantees which he has issued and which have been registered by the eTIR international system. The eTIR international system also provides him with information on TIR transports attached to the guarantees issued by him.</p>

Extension Points -  
Requirements -  
Covered

2.3.1.14 Query guarantee activity diagram

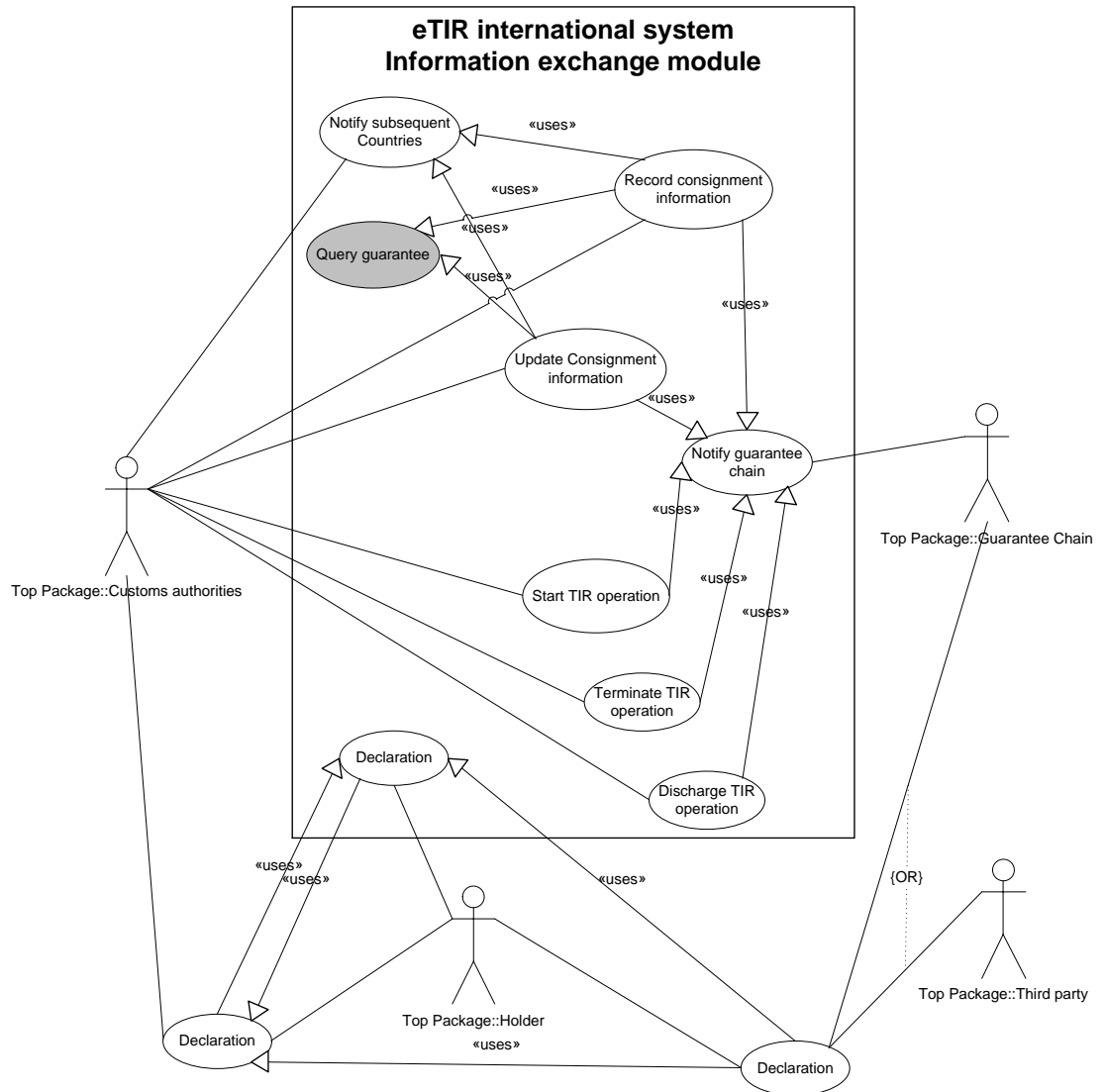
Figure 2.9  
Query guarantee activity diagram



## 2.3.2 Data exchange use case

### 2.3.2.1 Data exchange use case diagram

Figure 2.10

Data exchange use case diagram<sup>1</sup>

<sup>1</sup> Use cases in grey are defined in chapter 2.3.1.

2.3.2.2 *Record consignment information use case description*

Table 2.8

**Record consignment information use case description**

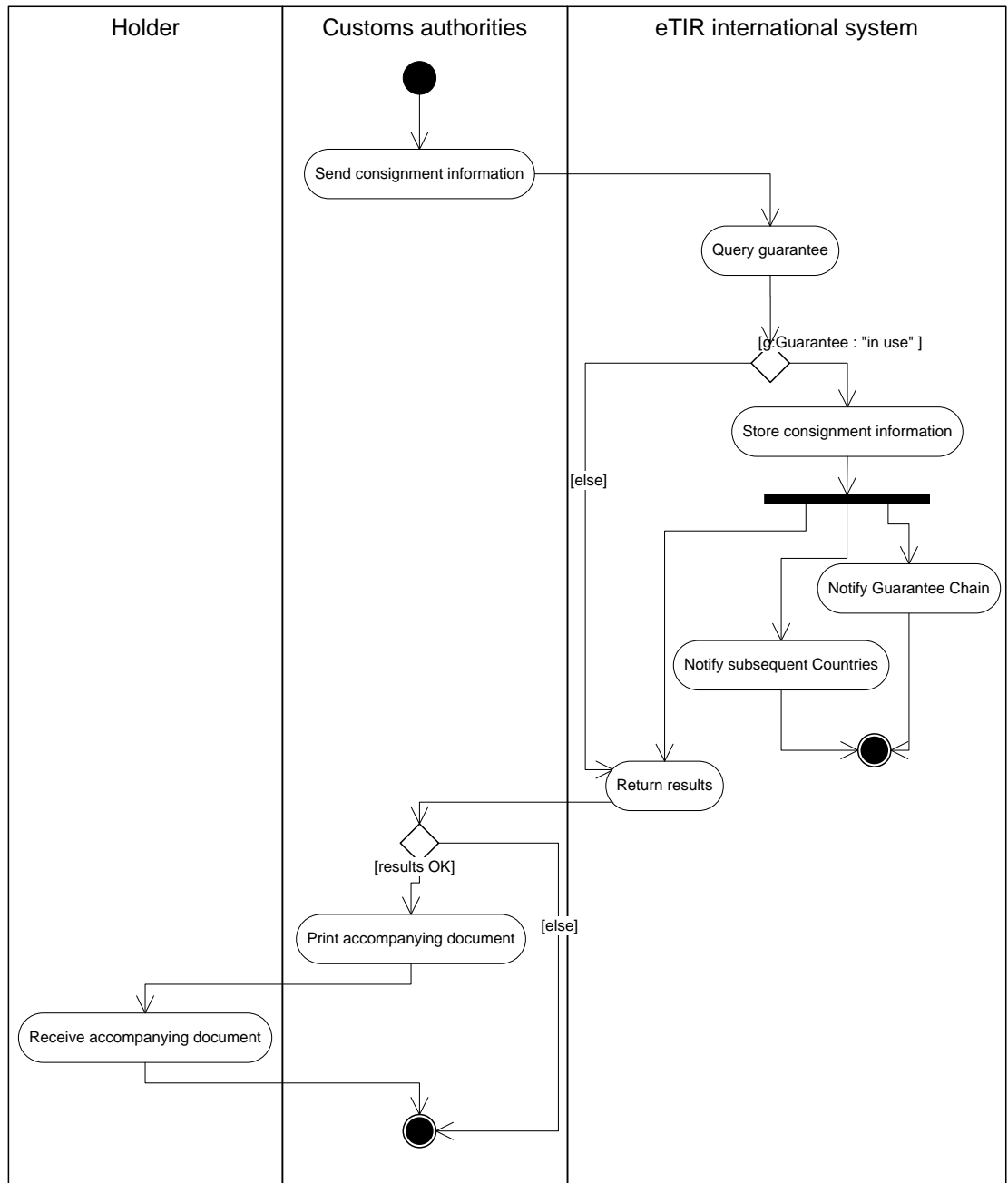
<b>Name</b>	<b>Record consignment information use case</b>
Description	Information about the consignment is centrally stored.
Actors	Customs authorities
Performance Goals	
Preconditions	The guarantee must have been accepted (status “in use”). The holder should be authorized and not currently excluded from any country along the itinerary.  The declaration has been accepted by Customs Authorities.
Postconditions	-
Scenario	The first Customs office of departure will send all data contained in the electronic declaration together with the information on seals affixed to the eTIR international system after having accepted the declaration and sealed the loading unit. The eTIR international system provides all subsequent countries indicated in the itinerary and the Guarantee Chain with the information. Customs authorities will provide the holder with an accompanying paper document.
Alternative Scenario	<b>Fallback scenario</b>  In case the transmission of information to the eTIR international system fails, the Customs authorities nevertheless accept the holder to start the TIR transport. Customs authorities will transmit the electronic data to the eTIR international system at the first opportunity or by means of the eTIR website. In the meantime, other Customs authorities will obtain the required information from the accompanying document.
Special requirements	
Extension Points	-
Requirements Covered	-



2.3.2.3 Record consignment information activity diagram

Figure 2.11

**Record consignment information activity diagram**



2.3.2.4 *Update consignment information use case description*

Table 2.9

**Update consignment information use case description**

<b>Name</b>	<b>Update consignment information use case</b>
Description	The information related to a declaration is updated after subsequent loading or partial unloading, after the truck and/or the goods have been submitted to checks, after the itinerary has been changed or after the vehicle has been changed.
Actors	Customs authorities, holder
Performance Goals	
Preconditions	The declaration updates have been accepted by Customs Authorities. The holder should be authorized and not currently excluded from any country along the itinerary.
Postconditions	-
Scenario	<p><b>Intermediate loading points</b></p> <p>The intermediate Customs office of departure will send all data contained in the declaration to the eTIR international system together with the information on the new seals, after having accepted the declaration and resealed the vehicle or container. The eTIR international system provides all subsequent countries indicated in the itinerary and the Guarantee Chain with the updated information.</p>
Alternative Scenario	<p><b>Intermediate Unloading points</b></p> <p>After having sent a termination message and unloaded the goods concerned, the intermediate Customs office of destination will send information on the new seals affixed. The eTIR international system provides all subsequent countries indicated in the itinerary and the Guarantee Chain with the updated information. Customs authorities provide the holder with an updated accompanying paper document.</p> <p><b>Customs checks</b></p> <p>Having removed the seals from the vehicle or container, performed the necessary checks and resealed the vehicle or container, Customs authorities send a message to provide the eTIR international system with information on the new seals affixed. The eTIR international system provides all subsequent countries indicated in the itinerary and the Guarantee Chain with the updated information. Customs authorities provide the holder with an updated accompanying paper document.</p> <p><b>Change of itinerary</b></p> <p>After having been informed by the holder that the routing of the transport has changed, Customs authorities send a message to provide the eTIR international system with information on the new itinerary. The eTIR international system provides all subsequent countries indicated in the itinerary and the Guarantee Chain with the updated information. It also informs the countries removed from the itinerary that the TIR transport will not transit their country. Customs authorities provide the holder with an updated accompanying paper document.</p> <p><b>Vehicles change</b></p> <p>After having been informed by the holder that a new vehicle (usually the tractor unit) will be used, Customs authorities send a message to provide the eTIR international system with information on the new vehicle. The eTIR international system provides all subsequent</p>

---

countries indicated in the itinerary and the Guarantee Chain with the updated information.

**Fallback scenario**

In case the transmission of information to the eTIR international system fails, the Customs authorities nevertheless accept the holder to continue the TIR transport. Customs authorities will transmit the electronic data to the eTIR international system at the first opportunity or by means of the eTIR website. In the meantime, other Customs authorities will obtain the required information from the accompanying document.

Special requirements

Extension Points -

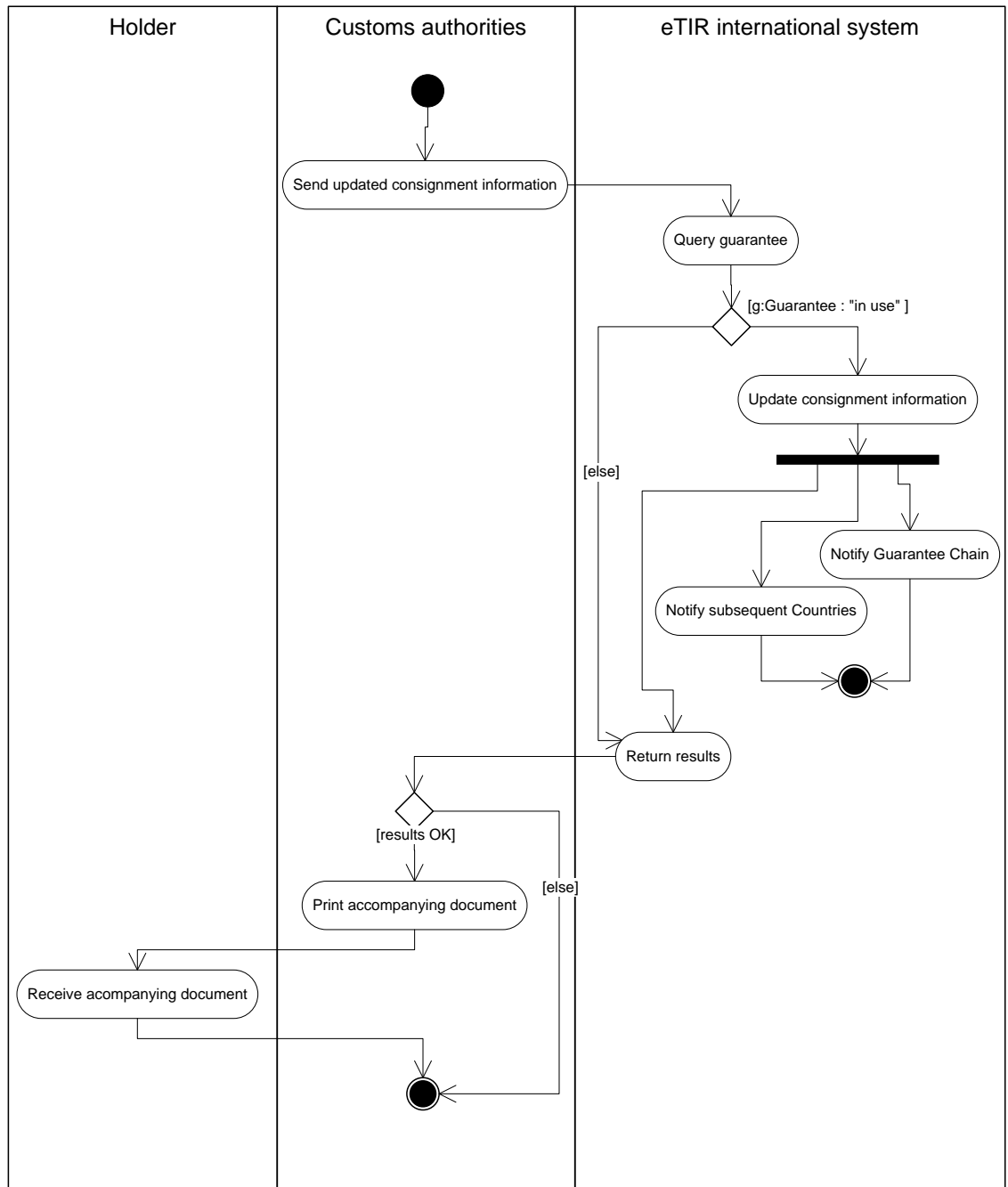
Requirements Covered -

---

2.3.2.5 Update consignment information activity diagram

Figure 2.12

**Update consignment information activity diagram**



2.3.2.6 *Starting of TIR operation use case description*

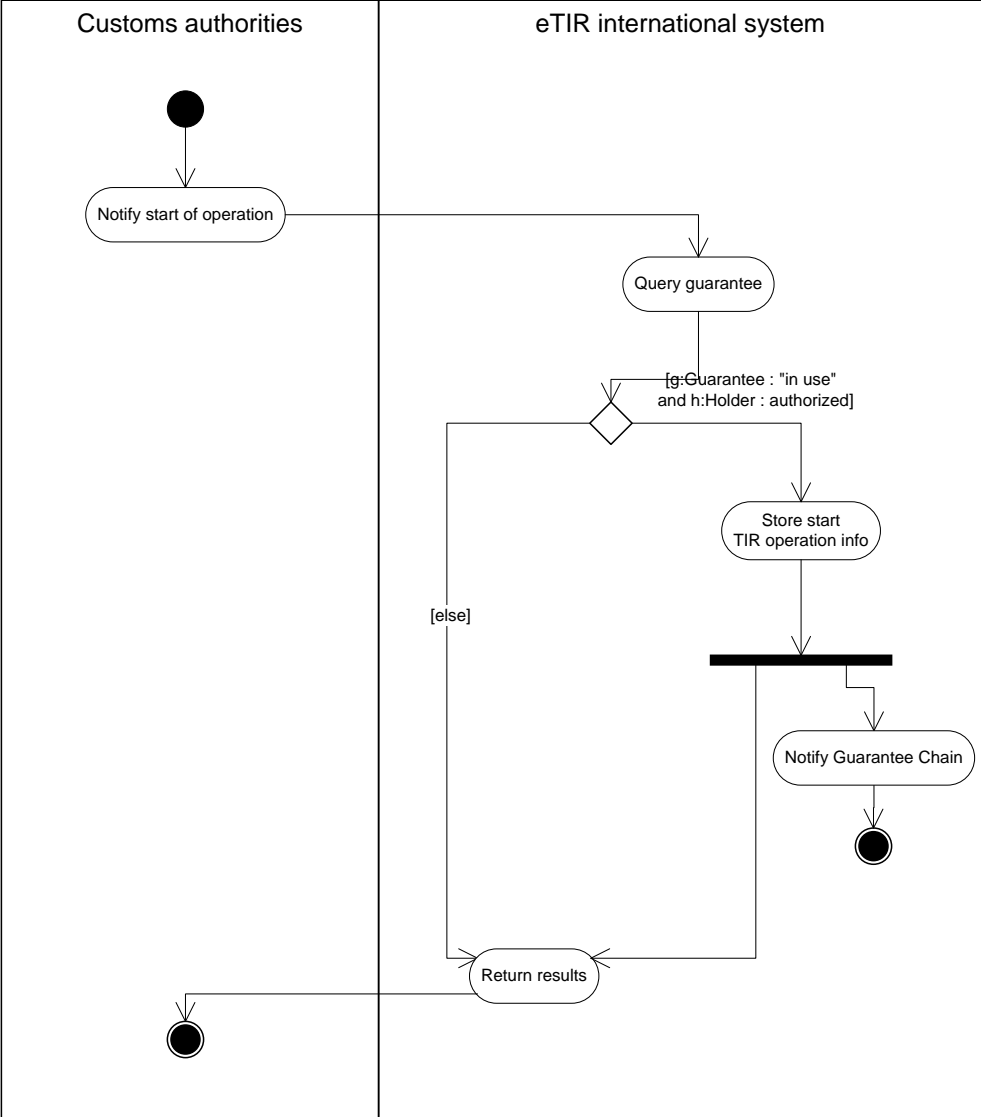
Table 2.10

**Starting of TIR operation use case description**

<b>Name</b>	<b>Starting of TIR operation use case</b>
Description	Customs authorities provide the eTIR international system with information regarding the start of a TIR operation.
Actors	Customs authorities
Performance Goals	-
Preconditions	Ensure the validity of the guarantee and the authorization for the holder.
Postconditions	-
Scenario	Customs authorities send a message to the eTIR international system notifying that a TIR operation has started. If the holder is authorized and the guarantee status is “in use”, the eTIR system saves the information and notifies the Guarantee Chain of the start of a TIR operation.
Alternative Scenario	<b>Fallback scenario</b> If electronic messages cannot be exchanged with the eTIR international system, the information regarding the start should be provided on the accompanying document. The status of the guarantee can be queried on the eTIR website.. Customs authorities will nevertheless send the start message at a later stage by means of the eTIR website..
Special requirements	-
Extension Points	-
Requirements Covered	-

2.3.2.7 Starting of TIR operation activity diagram

Figure 2.13  
Starting of TIR operation activity diagram



2.3.2.8 *Terminate TIR operation use case description*

Table 2.11

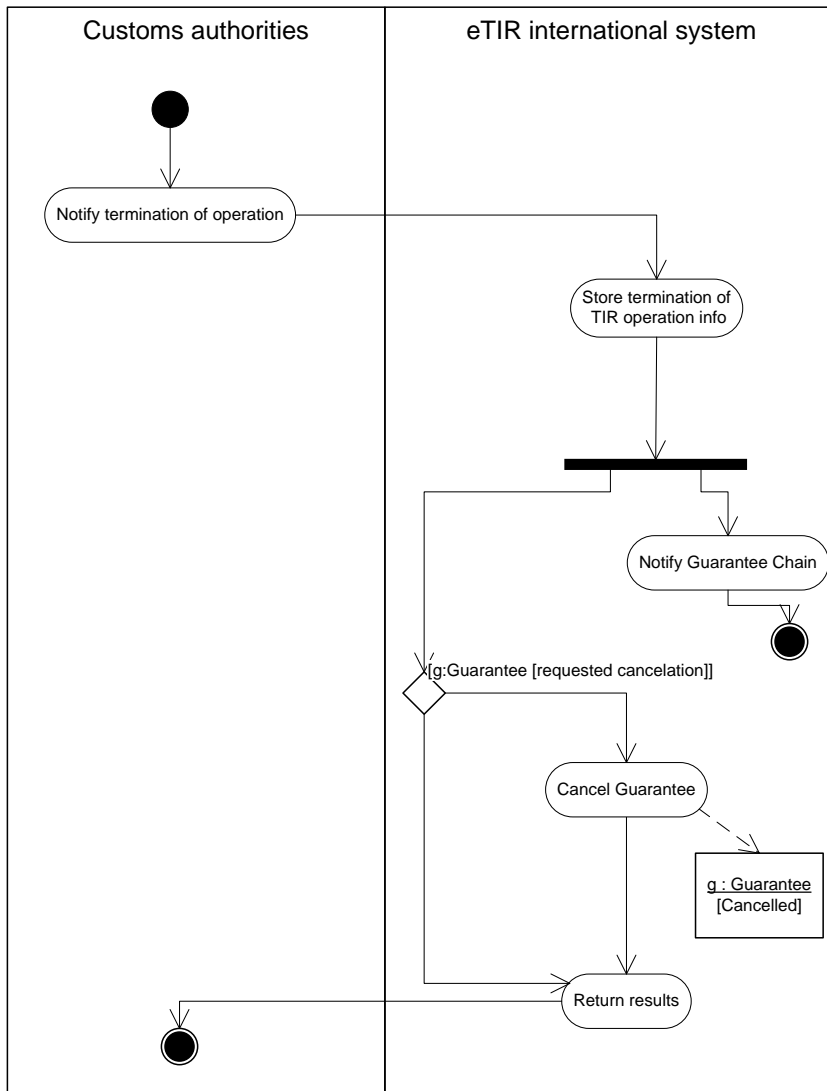
**TIR operation use case description**

<b>Name</b>	<b>Terminate TIR operation use case</b>
Description	Customs authorities provide the eTIR international system with information regarding the termination of a TIR operation.
Actors	Customs authorities
Performance Goals	-
Preconditions	-
Postconditions	-
Scenario	Customs authorities send a message to the eTIR international system notifying that a TIR operation has terminated. The eTIR system stores the information, changes the status of the guarantee to cancelled in case the Guarantee Chain has requested cancellation and notifies the Guarantee Chain of the termination of all TIR operations, including the final termination, providing the data as required by Annex 10 of the TIR Convention.
Alternative Scenario	<b>Fallback scenario</b> If electronic messages cannot be exchanged with the eTIR international system, the information regarding the termination should be provided on the accompanying document. Customs authorities will nevertheless send the termination message at a later stage or by means of the eTIR website..
Special requirements	Termination can be made with reservations.
Extension Points	-
Requirements Covered	-

2.3.2.9 Terminate TIR operation activity diagram

Figure 2.14

Terminate TIR operation activity diagram





2.3.2.10 *Discharge TIR operation use case description*

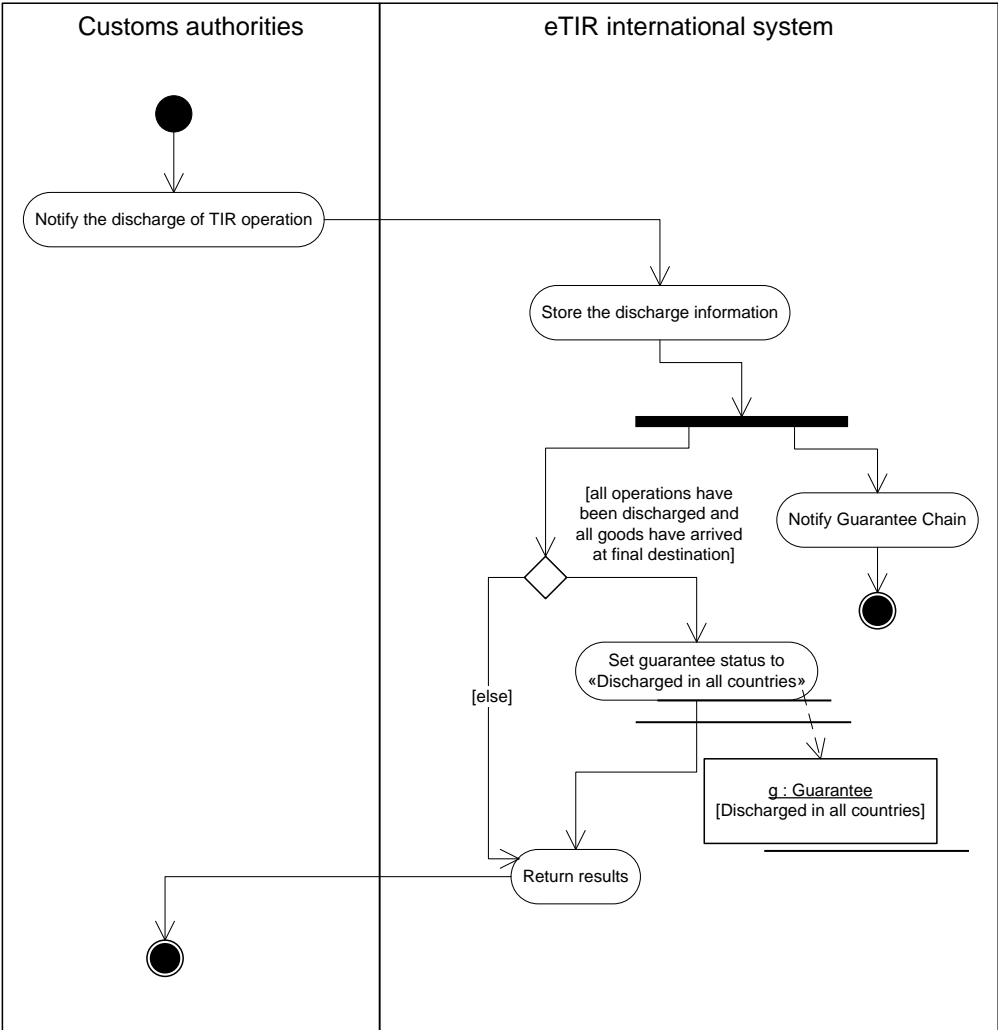
Table 2.12

**Discharge TIR operation use case description**

<b>Name</b>	<b>Discharge TIR operation use case</b>
Description	Customs authorities provide the eTIR international system with information regarding the discharge of a TIR operation.
Actors	Customs authorities
Performance Goals	
Preconditions	-
Postconditions	-
Scenario	Customs authorities send a message to the eTIR international system notifying that a TIR operation has been discharged. The eTIR international system stores the information and notifies the Guarantee Chain of the discharge of the TIR operations constituting a single TIR Transport. When all goods have reached their final destination and all TIR operations covered by the guarantee have been discharged, the status of the guarantee is changed to “discharged in all countries”.
Alternative Scenario	<b>Fallback scenario</b> If electronic messages cannot be exchanged with the eTIR international system, the information can be provided at a later stage or by means of the the eTIR website.
Special requirements	-
Extension Points	-
Requirements Covered	-

2.3.2.11 Discharge TIR operation activity diagram

Figure 2.15  
Discharge TIR operation activity diagram



2.3.2.12 *Notify Guarantee Chain use case description*

Table 2.13

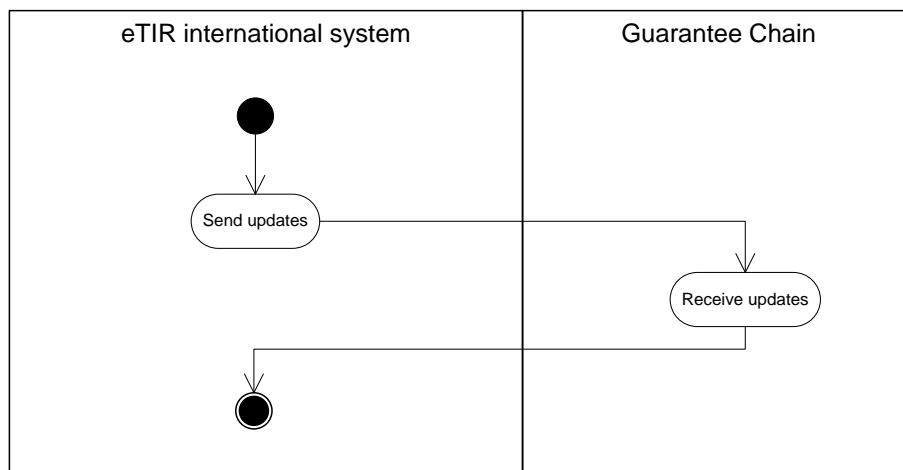
**Notify Guarantee Chain use case description**

<b>Name</b>	<b>Notify Guarantee Chain use case</b>
Description	The eTIR international systems notifies the Guarantee Chain of changes in the information related to a guarantee it has issued.
Actors	Guarantee Chain
Performance Goals	
Preconditions	-
Postconditions	-
Scenario	The eTIR international system notifies the Guarantee Chain of changes in the information related to a guarantee it has issued by sending an electronic message.
Alternative Scenario	<b>Fallback scenario</b> In case any Guarantee Chain's computer system cannot be reached, the eTIR international system will continue to try sending the information. A monitoring system will detect problems and trigger prompt and appropriate reactions.
Special requirements	-
Extension Points	-
Requirements Covered	-

2.3.2.13 *Notify Guarantee Chain activity diagram*

Figure 2.16

**Notify Guarantee Chain activity diagram**



2.3.2.14 *Notify subsequent Countries use case description*

Table 2.14

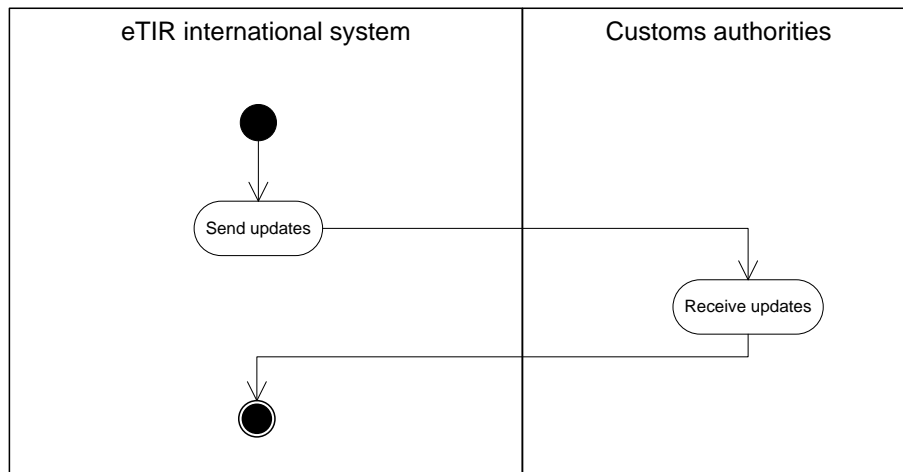
**Notify subsequent Countries use case description**

<b>Name</b>	<b>Notify subsequent Countries use case</b>
Description	The eTIR international system notifies Customs authorities of information related to a consignment that will transit their territory.
Actors	Customs authorities
Performance Goals	
Preconditions	-
Postconditions	-
Scenario	The eTIR international system notifies Customs authorities of information related to consignments that will transit their territory by sending them electronic messages.
Alternative Scenario	<b>Fallback scenario</b> In case a national system is not available, the eTIR international system will continue to try sending the information. A monitoring system will detect problems and trigger prompt and appropriate reactions.
Special requirements	-
Extension Points	-
Requirements Covered	-

2.3.2.15 *Notify subsequent Countries activity diagram*

Figure 2.17

**Notify subsequent Countries activity diagram**



2.3.2.16 *Advance cargo information use case description*

Table 2.15

**Advance cargo information use case description**

<b>Name</b>	<b>Declaration use case</b>
-------------	-----------------------------

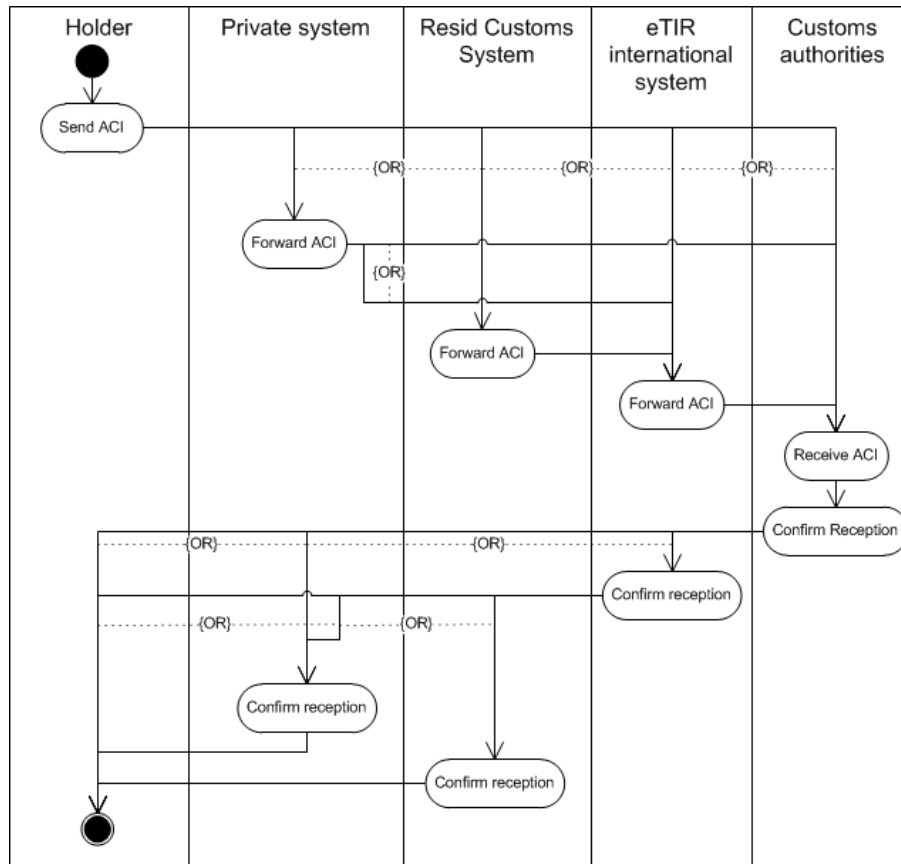
---

Description	holder transmits an advance cargo declaration to the eTIR international system, either directly or via a declaration mechanism provided by the Customs authorities of its country of residence or a private international declaration mechanism, that will then forward it to the Customs authorities of the country of first Customs office of departure.
Actors	Holder, Customs authorities, private provider of an international declaration services (e.g. guarantee chain)
Performance Goals	
Preconditions	The holder, the Customs system of the country of residence of the holder or the private provider of an international declaration services is registered in the authentication database (see 2.1.3.2.10)
Postconditions	-
Scenario	.
Alternative Scenario	Fallback scenario In case transmission by means of web services is not available, the holder can use other available declaration mechanisms.
Special requirements	-
Extension Points	-
Requirements Covered	-

---

2.3.2.17 Advance cargo information activity diagram

Figure 2.18  
Advance cargo information activity diagram

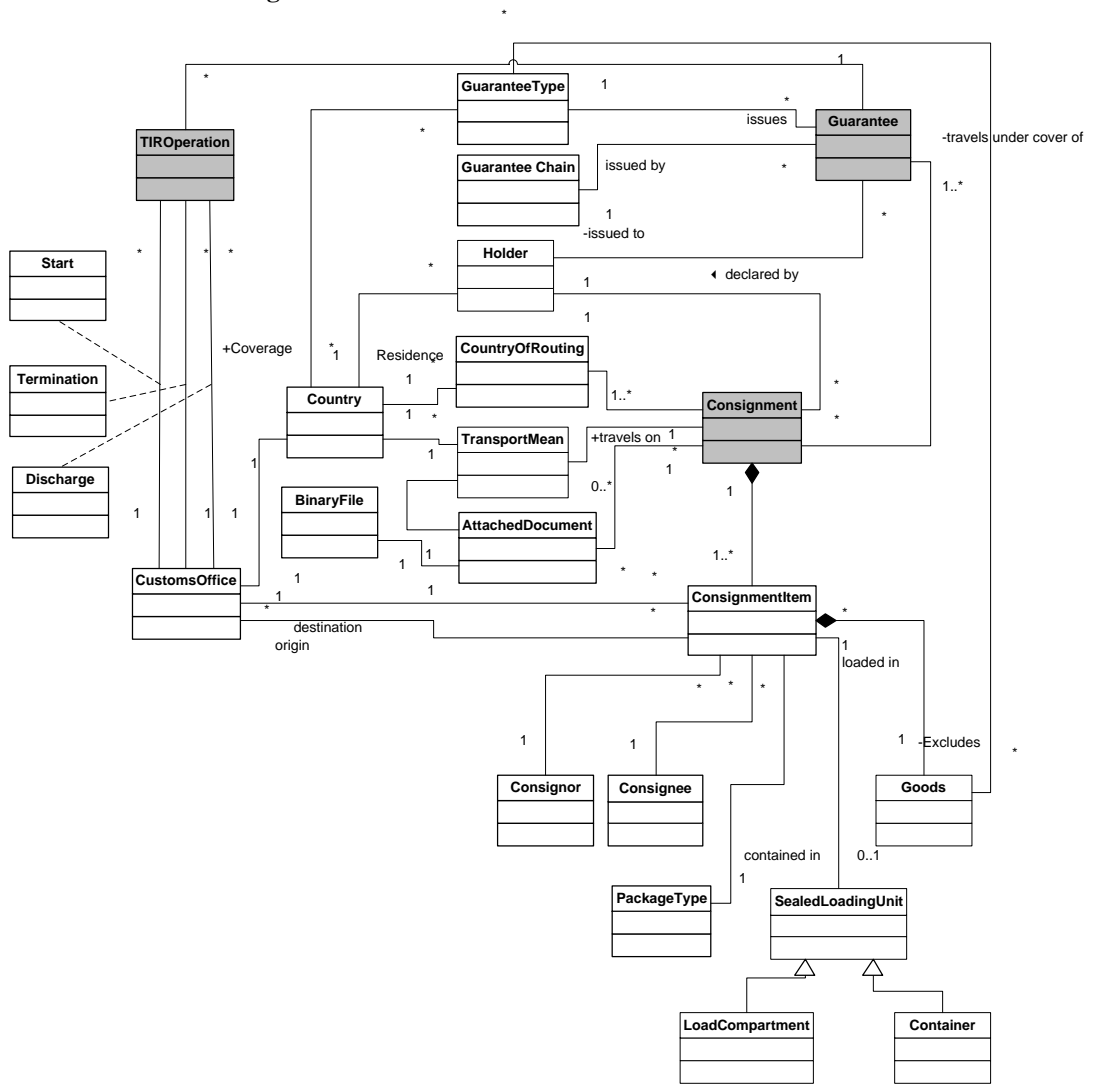


2.4 Class diagram

The class diagram in Figure 2.17 is articulated around 3 main classes (in grey): the guarantee, the consignment and the TIR operation.

- The guarantee class, because the majority of information exchanged with the eTIR international system will be referenced by means of the GRN.
- The consignment class, because it links all information regarding the goods in transit.
- The TIR operation class, because it allows the exchange of information previously contained in the counterfoils.

Figure 2.19  
**General eTIR class diagram**



### 3. Analysis workflow

The purpose of the analysis chapter is to translate the requirements identified in Chapter 2 (eBusiness requirements) into specifications that enable software developers and message designers to further design the eTIR system.

8. Analysis goals are:

- (a) To build a set of business objects from the requirements contained in Chapter 2;
- (b) To transform the requirements set out in Chapter 2 into precise, object oriented specifications;
- (c) To provide a foundation for the design of electronic messages;
- (d) To provide all actors of the eTIR system with interfaces to hook on to their existing information systems;
- (e) To explicitly specify the dynamics of the eTIR system.

9. In order to achieve those goals, Chapter 3 provides further detail on the dynamic aspects of the eTIR system and completes the more general description provided by the activity diagrams in Chapter 2. It does so by means of sequence diagrams which describe the detailed interactions between actors and objects in the eTIR system. The identification of all these interactions is the basis for the elaboration of the electronic messages.

10. Furthermore, the class diagram in Chapter 2 is further developed and is now divided into three separate class diagrams, which include attributes and operations. The class diagrams will be used to design the messages and provide the structure of databases. They will also provide the basis for the development of the objects' methods.

The analysis chapter is therefore subdivided into two parts, starting with the activity analysis, which depicts the dynamics of the eTIR international system, and followed by a data analysis, which presents the attributes and the methods of the objects used and exchanged by the eTIR international system in the form of class diagrams.

#### 3.1 Activity Analysis

##### 3.1.1 Sequence diagrams

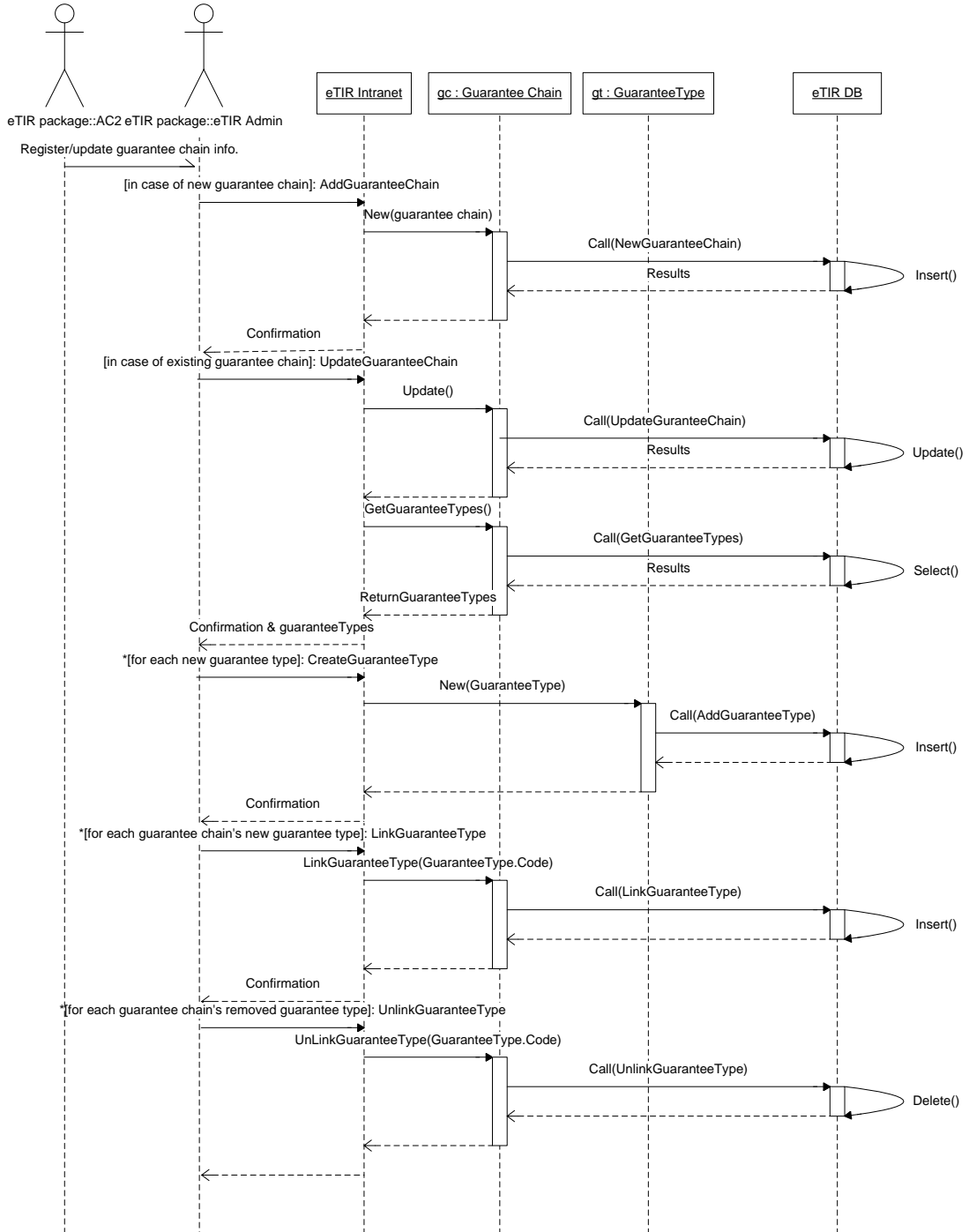
The following sequence diagrams are devised on the basis of the activity diagrams presented in Chapter 2.3. They describe in details all interactions between the actors and the objects of the system.



3.1.1.1 Management by Customs of data on guarantees

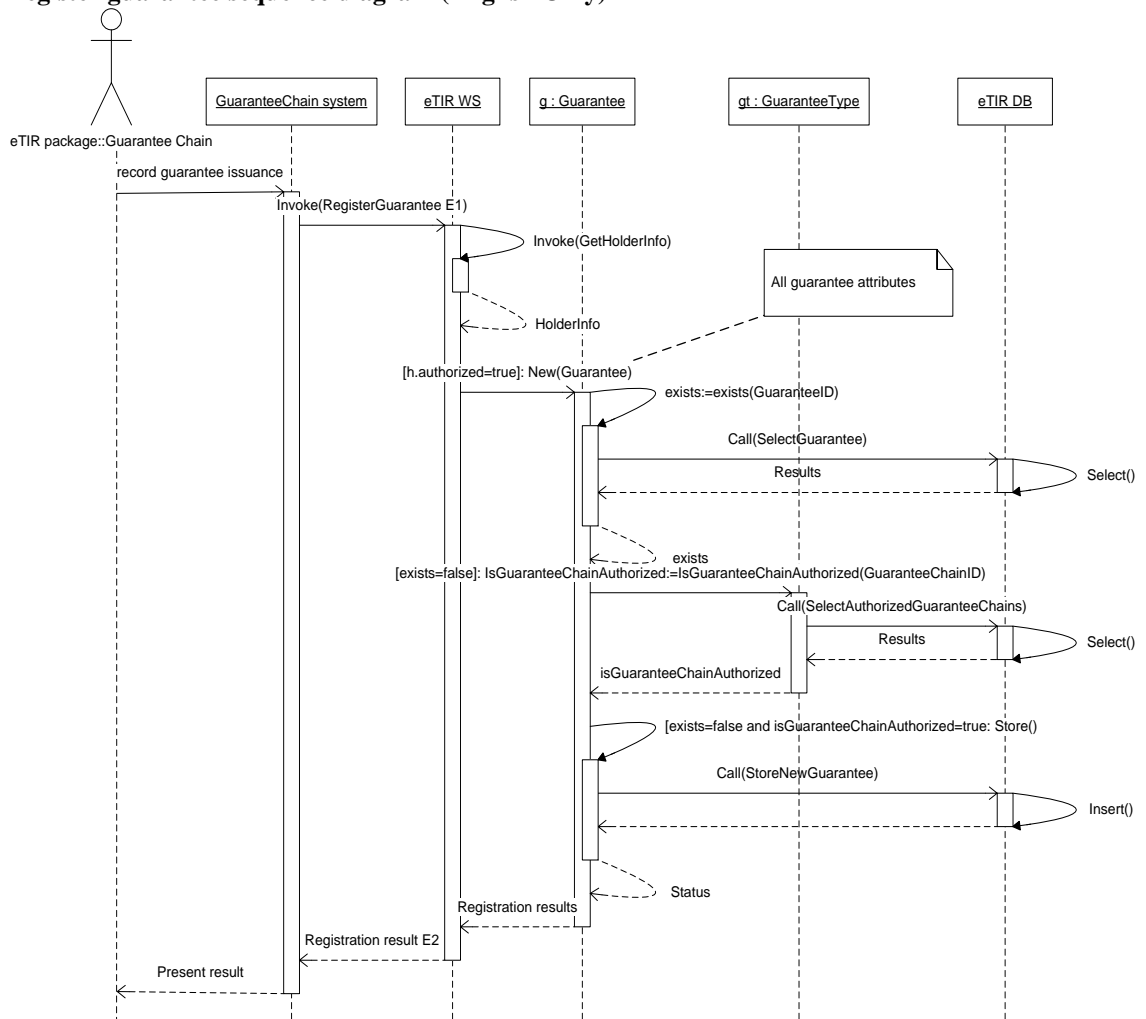
3.1.1.1.1 Register/update guarantee chain information

Figure 3.1:  
Register/update guarantee chain information sequence diagram (English Only)



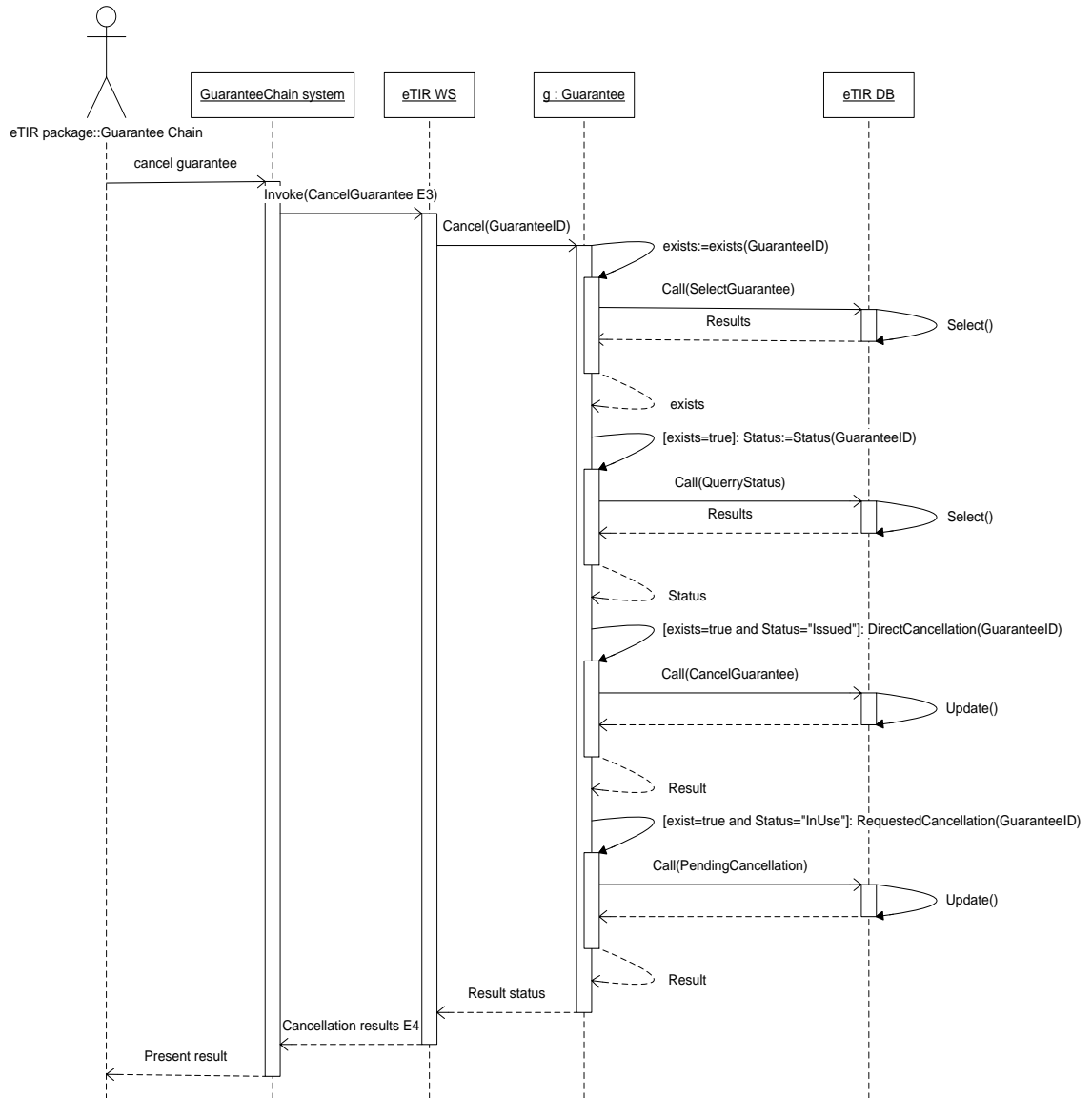
3.1.1.1.2 Register guarantee

Figure 3.2:  
Register guarantee sequence diagram (English Only)



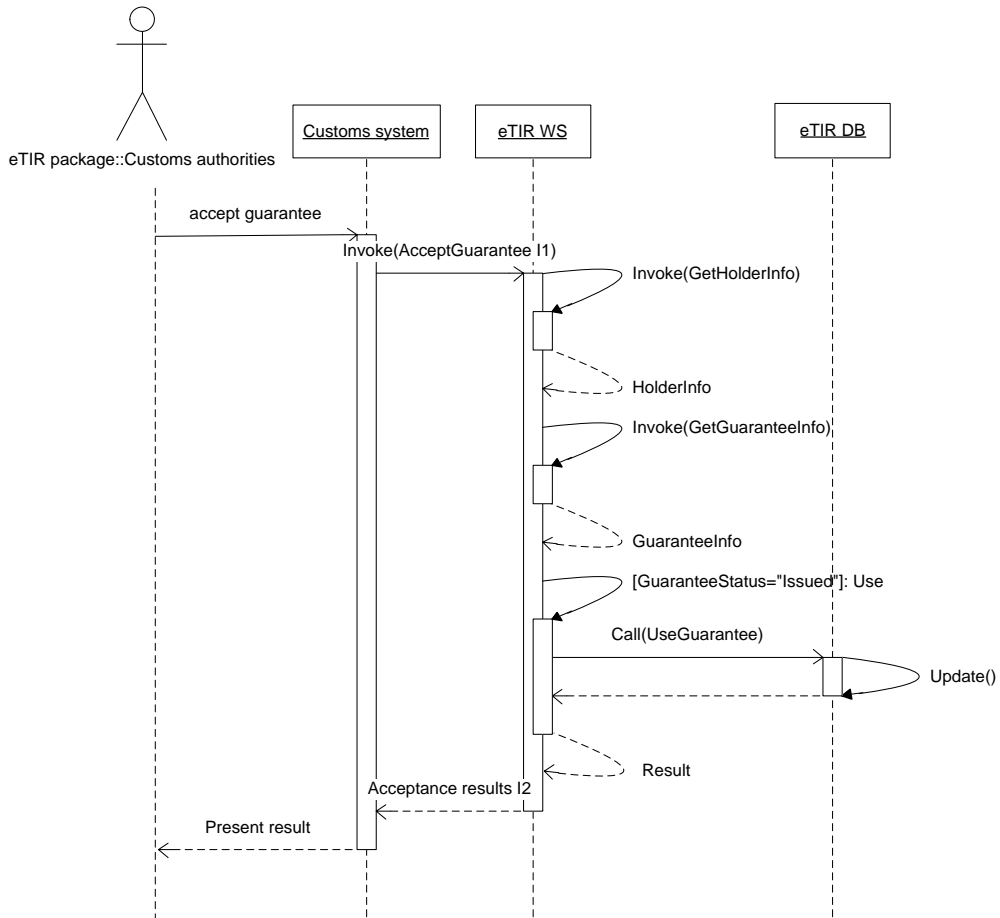
## 3.1.1.1.3 Cancel guarantee

Figure 3.3:  
**Cancel guarantee sequence diagram (English Only)**



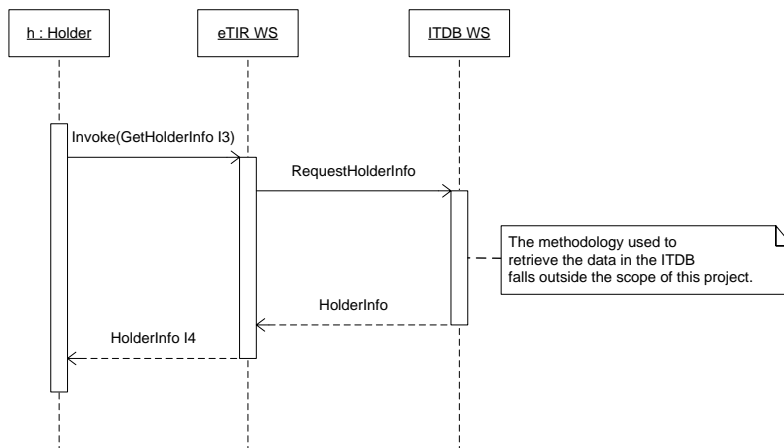
3.1.1.1.4 *Accept guarantee*

Figure 3.4:  
**Accept guarantee sequence diagram (English Only)**



3.1.1.1.5 *Get holder information*

Figure 3.5:  
**Get operator information sequence diagram (English Only)**



3.1.1.1.6 *Get guarantee information*

Figure 3.6:

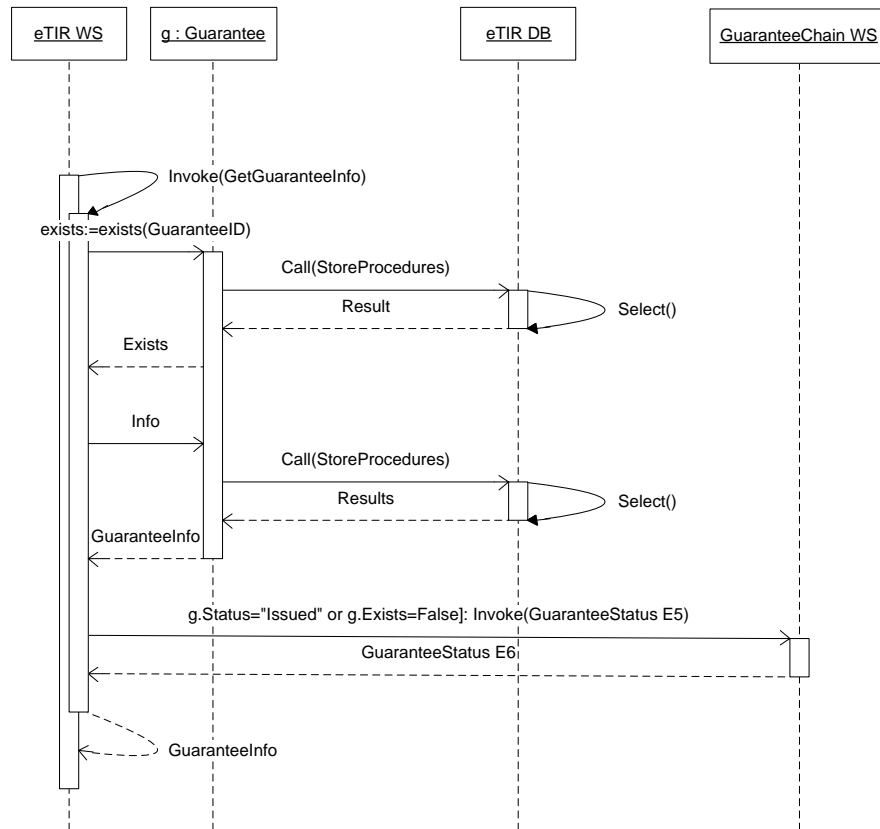
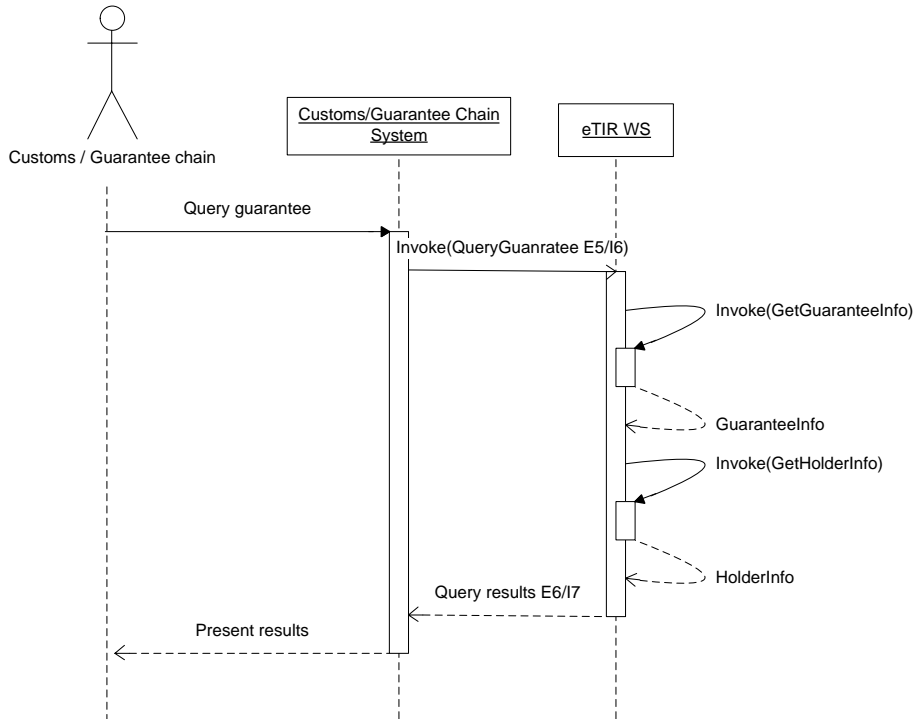
**Get guarantee information sequence diagram (English Only)**3.1.1.1.7 *Query guarantee*

Figure 3.7:

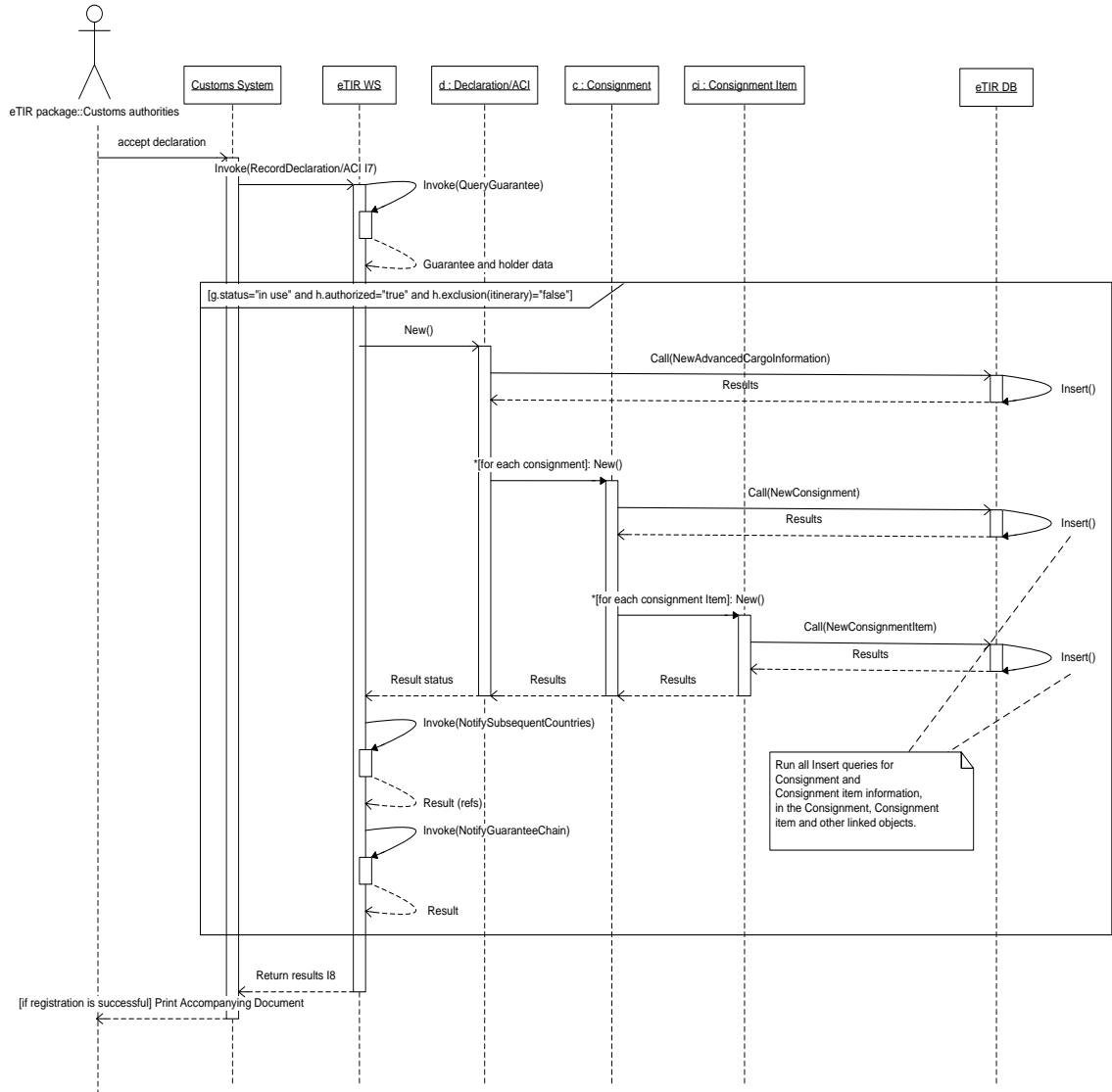
**Query guarantee sequence diagram (English Only)**



3.1.1.2 Data exchange

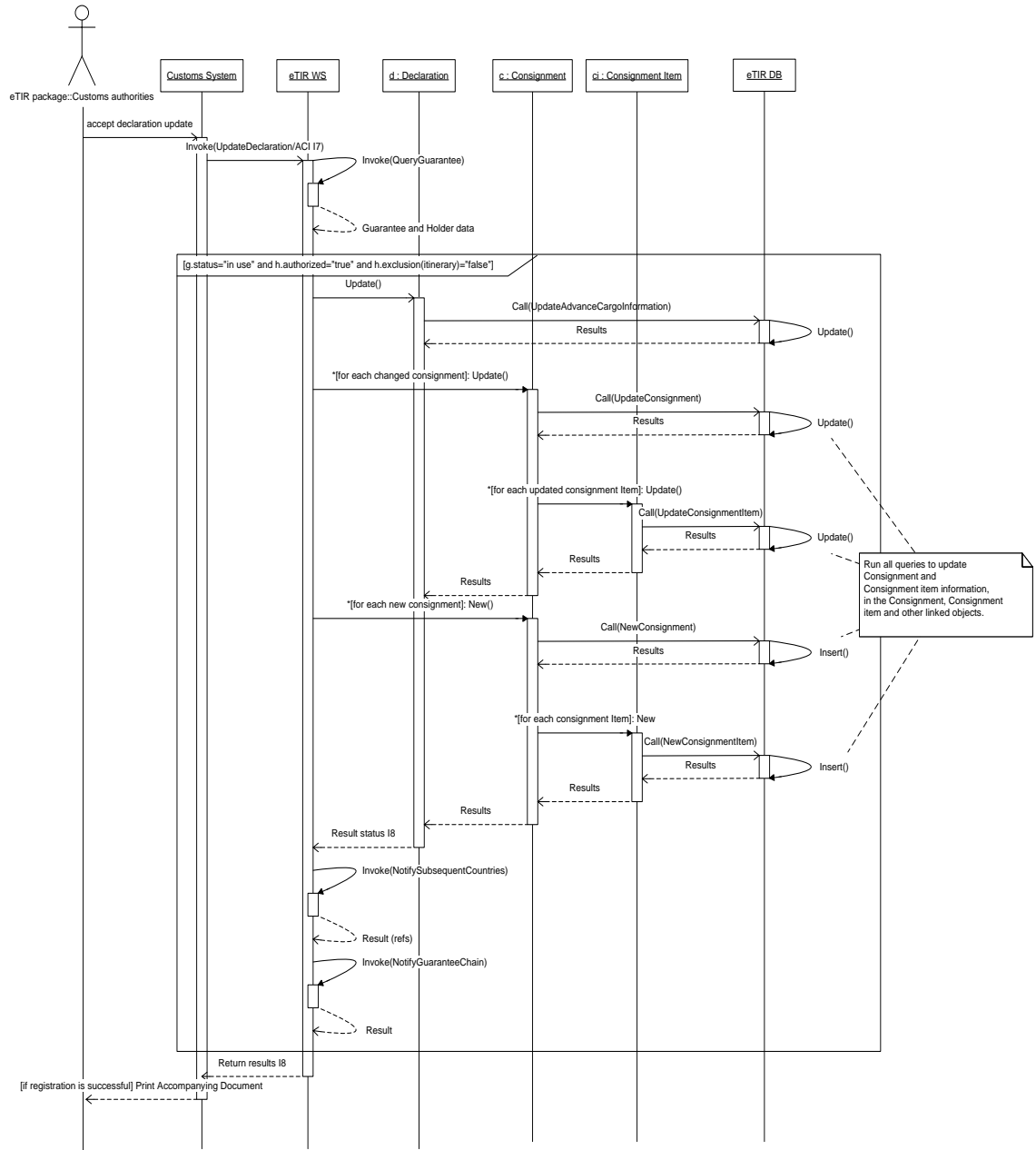
3.1.1.2.1 Record consignment information

Figure 3.8:  
**Record consignment information sequence diagram (English Only)**



3.1.1.2.2 Update consignment information

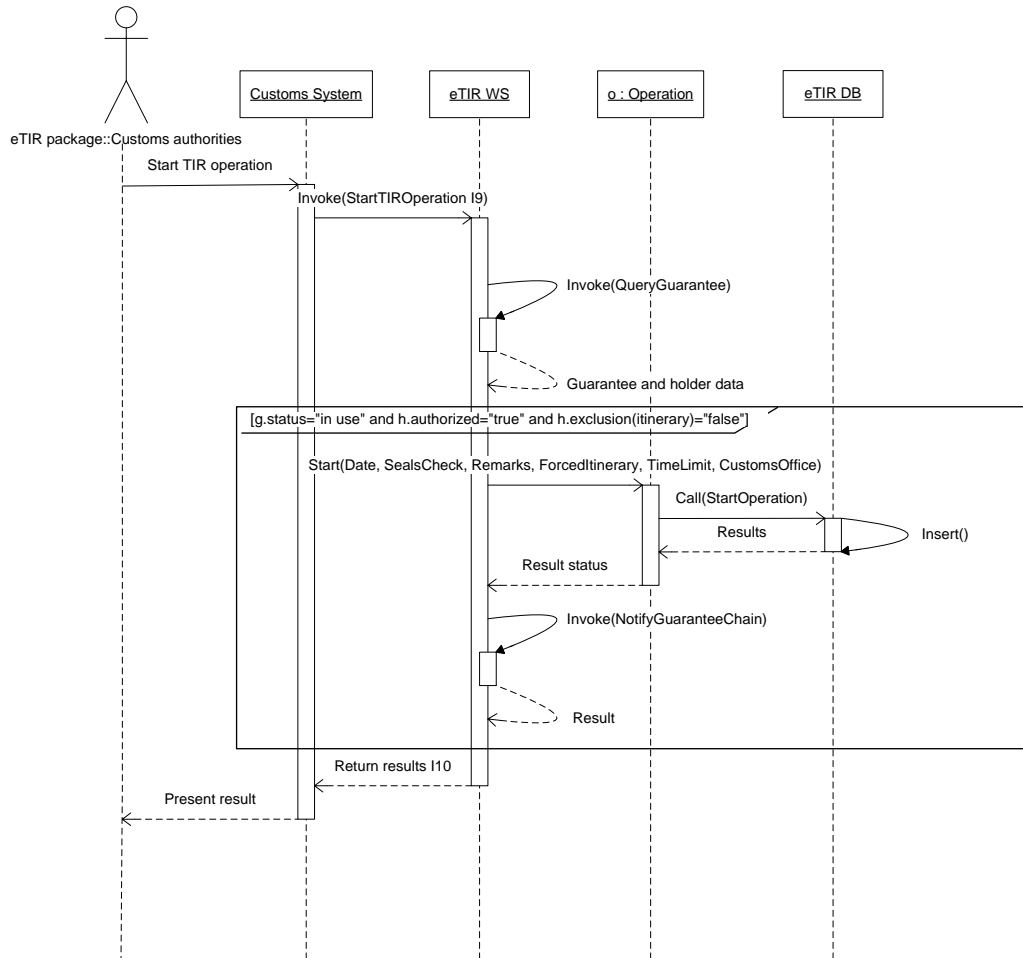
Figure 3.9:  
Update consignment information sequence diagram (English Only)





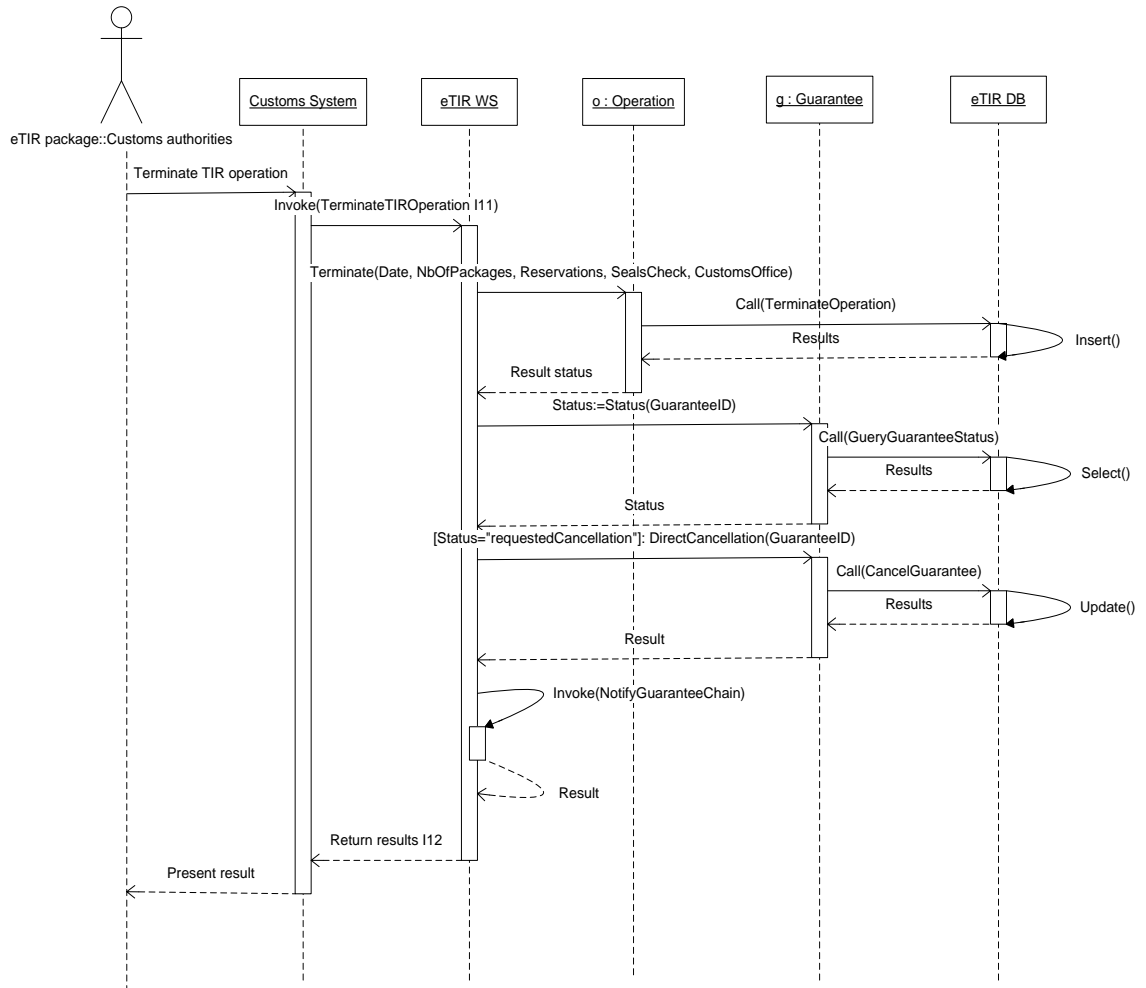
## 3.1.1.2.3 Start of TIR operation

Figure 3.10:  
**Start of TIR operation sequence diagram (English Only)**



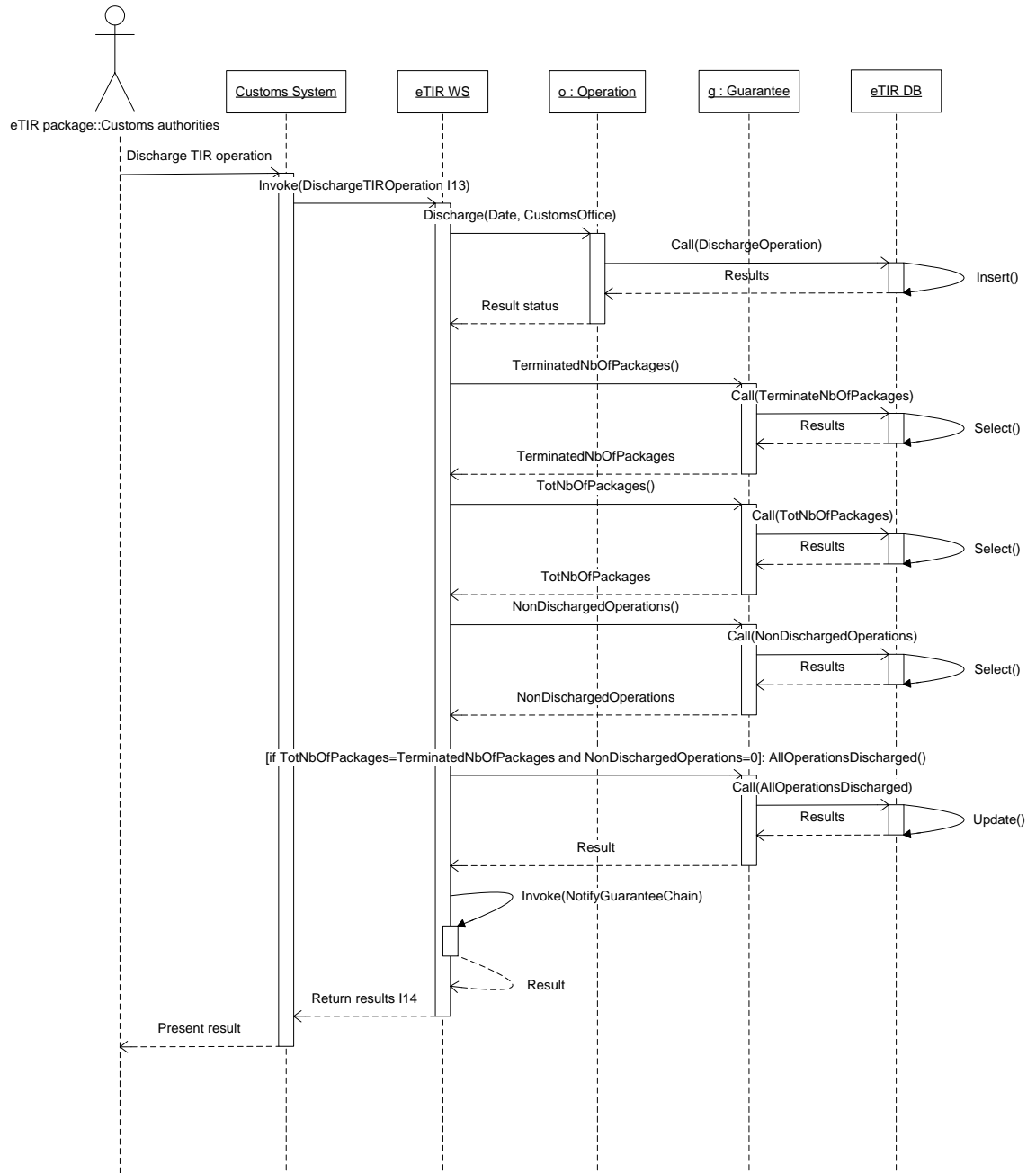
3.1.1.2.4 Terminate TIR operation

Figure 3.11:  
**Terminate TIR operation sequence diagram (English Only)**



3.1.1.2.5 Discharge TIR operation

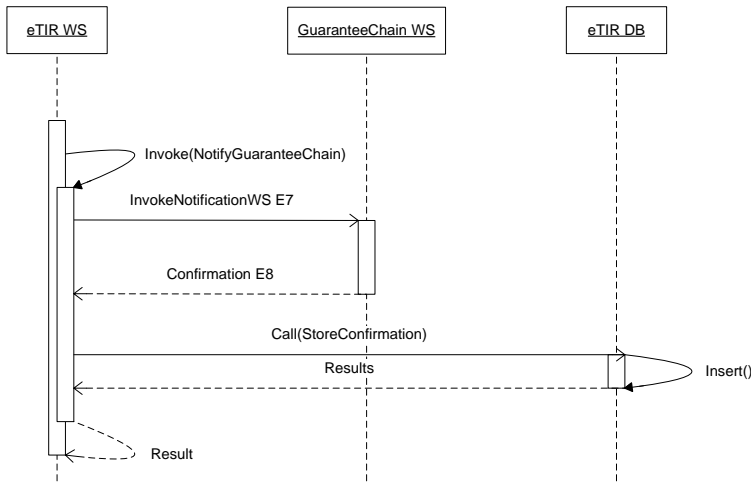
Figure 3.12:  
Discharge TIR operation sequence diagram (English Only)



3.1.1.2.6 *Notify guarantee chain*

Figure 3.13:

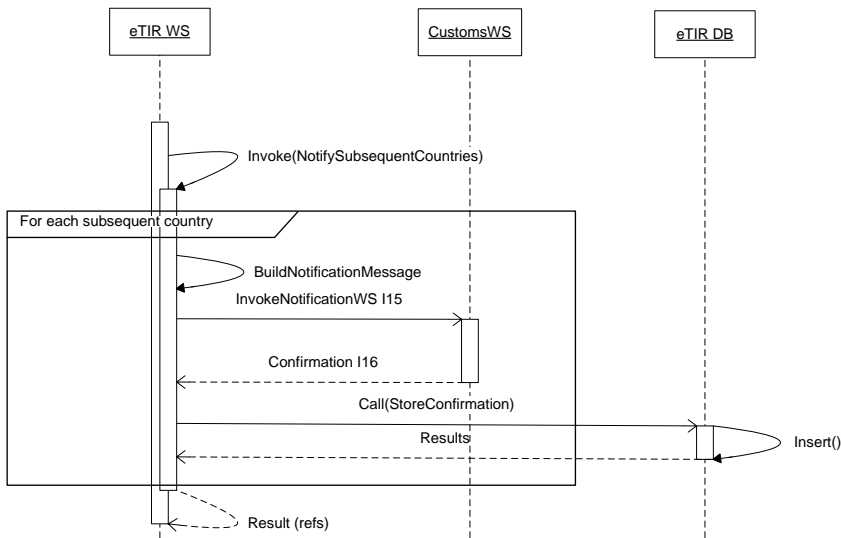
**Notify guarantee chain sequence diagram (English Only)**



3.1.1.2.7 *Notify subsequent countries*

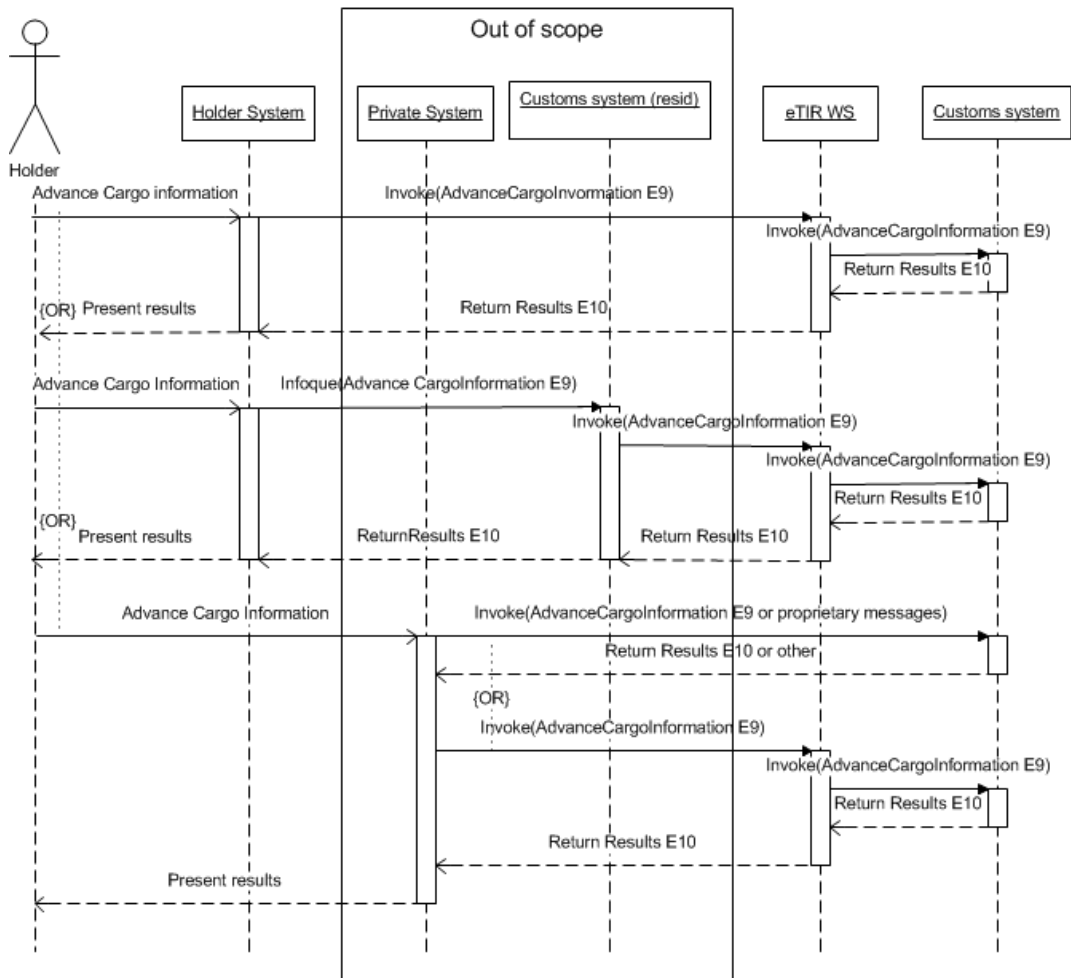
Figure 3.14:

**Notify subsequent countries sequence diagram (English Only)**



## 3.1.1.2.8 Advance cargo information

Figure 3.15:

**Advance cargo information sequence diagram (English only)****3.1.2 Fall-back scenarios**

The aim of this chapter is to provide specific fallbacks for every use case involving the eTIR international system. The fall-back scenarios are based on three major elements:

- Accompanying document;
- Local information;
- eTIR website, including a replica of the eTIR international database.

The accompanying document is a piece of paper provided by the Customs office of departure after the declaration has been accepted. It contains all relevant information regarding the TIR transport.

It is important to note that the underlying fall-backs are of a functional nature. The systems at stake (i.e. the eTIR international system, national systems and guarantee chain systems) should also be equipped with technical fall-backs which allow systems to run smoothly in case of failure. Functional fall-backs have to be used only when all technical fall-backs have failed.

The use of functional fall-backs may not provide the same level of facilitation to both the holder and Customs. As a consequence, their use should not be mandatory for the holder, who should always have the possibility to wait for the systems to be restored. Similarly, Customs may establish delays before starting functional fall-backs, allowing for the technical fall-back to be started or for the systems to be repaired.

#### 3.1.2.1 *Management by Customs of data on guarantees*

Guarantee related information is crucial for the well-functioning of the eTIR system. Therefore, particular emphasis is put on the analysis of use cases where the eTIR international system is not in a position to provide the required exchange of guarantee information. The eTIR website will ensure that guarantee information can be accessed by Customs administrations in case the eTIR international system, the guarantee chain system or Customs systems are not available.

##### 3.1.2.1.1 *Register guarantee*

Potential problems:

1. The guarantee chain system is not functioning.
2. The connection between the guarantee chain system and the eTIR international system is broken.
3. The eTIR international system is not functioning.

Fall-backs:

1. The guarantee chain transmits the information to the eTIR international system through the eTIR website. The guarantee chain will update its system as soon as it is again functioning, keeping in mind that the guarantees have already been entered in the eTIR international system. The eTIR international system will inform the guarantee chain accordingly in case it would try to register a guarantee already registered via the eTIR website channel.
2. The guarantee chain transmits the information to the eTIR international system via the eTIR website. Once the connection will be restored, the eTIR international system will inform the guarantee chain accordingly in case it would try to register a guarantee already registered.
3. The guarantee chain transmits the information to the eTIR website database replica. The eTIR website database replica becomes the main source of information for all Customs administrations until the eTIR international system is restored. At that point, the eTIR international database and the eTIR website database replica will be synchronized.

##### 3.1.2.1.2 *Cancel guarantee*

Potential problems:

1. The guarantee chain system is not functioning.
2. The connection between the guarantee chain system and the eTIR international system is broken.
3. The eTIR international system is not functioning.

## Fall-backs:

1. The guarantee chain transmits the information to the eTIR international system through the eTIR website. The guarantee chain will update its system as soon as it is again functioning, keeping in mind that the guarantees concerned have already been cancelled in the eTIR international system. The eTIR international system will inform the guarantee chain accordingly in case it would try to cancel a guarantee already cancelled or not registered.
2. The guarantee chain transmits the information to the eTIR international system through the eTIR website. Once the connection will be restored, the eTIR international system will inform the guarantee chain accordingly in case it would try to cancel a guarantee already cancelled or not yet registered.
3. The guarantee chain transmits the information to the eTIR website database replica. The eTIR website database replica becomes the main source of information for all Customs administrations until the eTIR international system is restored. At that point, the eTIR international database and the eTIR website database replica will be synchronized.

3.1.2.1.3 *Accept guarantee*

## Potential problems:

1. The Customs system is not functioning.
2. The connection between the Customs system and the eTIR international system is broken.
3. The eTIR international system is not functioning.

## Fall-backs:

1. Customs authorities transmit the information via the eTIR website. Customs authorities will update their system as soon as it is again functioning, keeping in mind that the guarantee acceptance has already been registered in the eTIR international system. The eTIR website will provide the necessary information to Customs authorities in case they would try to accept guarantees which have already been accepted.
2. Customs authorities transmit the information via the eTIR website. The eTIR website will provide the necessary information to Customs authorities in case they would try to accept guarantees which have already been accepted.
3. Customs authorities transmit the information via the eTIR website. The eTIR website database replica becomes the main source of information for all Customs administrations until the eTIR international system is restored. At that point, the eTIR international database and the eTIR website database replica will be synchronized.

3.1.2.1.4 *Get holder information*

## Potential problems:

1. The ITDB is not functioning.
2. The connection between the ITDB and the eTIR international system is broken.

Fall-backs:

1. The eTIR international system will use a local replica of the ITDB and include a warning code, informing that a replica of the ITDB is the source of the information and that the information might not be up to date.
2. Same as 1.

#### 3.1.2.1.5 *Query guarantee*

The query guarantee use case has three functions:

- (a) allowing Customs authorities and the guarantee chain to obtain information on a guarantee (e.g. status or type),
- (b) allowing Customs authorities and the guarantee chain to obtain information related to TIR transports and
- (c) allowing Customs authorities and the guarantee chain to obtain information related to TIR operations.

Potential problems:

1. The Customs or guarantee chain system is not functioning.
2. The connection between the Customs or guarantee chain system and the eTIR international system is broken.
3. The eTIR international system is not functioning.
4. The TIR transport has begun using a paper fall-back scenario.
5. A previous country in the TIR transport used a fallback procedure

Fall-backs:

1. (a) To request the status of a guarantee, Customs authorities or the guarantee chain use the eTIR website. (b) In order to obtain TIR transport information (mainly the declaration), the Customs office of departure can either use a national backup system, if available, or request the holder to provide his declaration in paper format. At other Customs offices, the declaration information in the accompanying document will be used and can be verified from the eTIR website. The guarantee chain will be able to obtain the information related to the TIR transport using the eTIR website. (c) The information on TIR operations can also be obtained from the eTIR website.
2. (a) To request the status of a guarantee, Customs authorities and the guarantee chain use the eTIR website. (b) At Customs offices, other than the first Customs office of departure, the TIR transport information in the accompanying document will be used and can be verified from the eTIR website. The guarantee chain will be able to obtain the information related to the TIR transport using the eTIR website. (c) The information on TIR operations can also be obtained from the eTIR website.
3. (a) To request the information about the guarantee, Customs authorities and the guarantee chain use the eTIR website. (b) At Customs offices, other than the first Customs office of departure, the TIR transport information in the accompanying document will be used and can be verified from the eTIR website. The guarantee chain will be able to obtain the information related to the TIR transport using the eTIR website. (c) The information regarding TIR operation registered



electronically before the breakdown will be available for querying once the eTIR system is functioning again. For TIR operations taking place while the eTIR system was not functioning, only a copy of the accompanying document can be made available after the TIR transport has ended.

4. (a) *No fallback required* (b) At Customs offices, other than the first Customs office of departure, the TIR transport information in the accompanying document will be used. The guarantee chain will be able to obtain the information related to the TIR transport in the form of a copy of the accompanying document after the end of the TIR transport. (c) Information related to previous TIR operations can be found on the accompanying document. The guarantee chain will be able to obtain the information related to the TIR operations in the form of a copy of the accompanying document after the end of the TIR transport.
5. (a) *No fallback required* (b) *No fallback required*. (c) Information related to previous TIR operations that were handled under the fallback procedure (including potential changes of the seals) can be found on the accompanying document. The guarantee chain will be able to obtain the information related to the TIR operations in the form of a copy of the accompanying document after the end of the TIR transport.

#### 3.1.2.2 *Data exchange*

The exchange of TIR transport data is a key element of the eTIR system. Customs authorities provide the holder with a paper accompanying document as reference. The paper accompanying document will also be used in case the information cannot be exchanged electronically. The information on TIR operations is also important but is considered of secondary importance and, therefore, will not be subject to fall-back procedures other than stamping the accompanying document.

A TIR transport started under a fall-back procedure will end under a fall-back procedure. If a fall-back procedure is used in a country of pure transit (no loading or unloading of goods), the following countries can still use the standard procedure but information regarding the operation carried out under the fall-back procedure will only be available on the accompanying document.

#### 3.1.2.2.1 *Record consignment information*

Potential problems:

1. The Customs system of the country of departure is not functioning.
2. The connection between the Customs system of the country of departure and the eTIR international system is broken.
3. The eTIR international system is not functioning.
4. Subsequent countries could not be notified.

Fall-backs:

1. Customs authorities fill-in manually a paper accompanying document that will serve as the primary source of information for the TIR transport. The holder is informed that countries along the itinerary will not receive advance information. The holder remains responsible to comply with advance information requirements in subsequent countries. Alternatively, the TIR website allows Customs to record the consignment information.

2. The accompanying document produced by the Customs system becomes the primary source of information for the TIR transport. The holder is informed that countries along the itinerary will not receive advance information. The holder remains responsible to comply with advance information requirements in subsequent countries. Alternatively, the TIR website allows Customs to record the consignment information.
3. Same as 2.
4. The eTIR international system informs the Customs system that some subsequent countries could not be notified of the registration of this consignment. The Customs system will specifically mention (print) on the accompanying document that some countries did not receive the adequate information.

#### 3.1.2.2.2 *Update consignment information*

The same potential problems and fall-backs as those of the record consignment use case apply. Moreover, if the TIR transport has already begun using a fall-back procedure, fall-back procedure 2 shall be used.

#### 3.1.2.2.3 *Start of TIR operation*

For the Start of TIR operation use case the following differentiation applies:

- a. Customs office of departure and
- b. Customs office of entry.

Potential problems:

1. The Customs system is not functioning.
2. The connection between the Customs system and the eTIR international system is broken.
3. The eTIR international system is not functioning.
4. The TIR transport has begun using a paper fall-back scenario.

Fall-backs:

1. (a) Customs authorities amend the accompanying document they have produced with the start operation information. Alternatively, the TIR website allows Customs to register the TIR operation start information. (b) Customs authorities accept the accompanying document as source for the declaration and revert to a paper procedure to start the TIR operation. Customs authorities amend the accompanying document with the start operation information. The start information will be keyed-in and transmitted to the eTIR international system once the system is working. Alternatively, the TIR website allows Customs to register the TIR operation start information.
2. (a) Customs authorities amend the accompanying document they have produced with the start operation information. Alternatively, the TIR website allows Customs to register the TIR operation start information. (b) Customs authorities accept the accompanying document as source for the declaration and manually key-in the information in their system. Customs authorities amend the accompanying document with the start operation information. The start information will be transmitted to the eTIR international system once the

connection is re-established. Alternatively, the TIR website allows Customs to register the TIR operation start information.

3. (a) Customs authorities amend the accompanying document they have produced with the start operation information. Alternatively, the TIR website allows Customs to register the TIR operation start information. (b) Customs authorities accept the accompanying document as source for the declaration and manually key-in the information in their system. Customs authorities amend the accompanying document with the start operation information. The start information will be transmitted to the eTIR international system once it is functioning. Alternatively, the TIR website allows Customs to register the TIR operation start information.
4. (a) Not applicable. (b) Customs authorities accept the accompanying document as source for the declaration and, if nationally required, manually key-in the information in their system. The appropriate information is filled-in on the accompanying document. No information is transmitted to the eTIR international system.

#### 3.1.2.2.4 *Terminate TIR operation*

Potential problems:

1. The Customs system is not functioning.
2. The connection between the Customs system and the eTIR international system is broken.
3. The eTIR international system is not functioning.
4. The TIR transport has begun using a paper fall-back scenario.

Fall-backs:

1. Customs authorities accept the accompanying document as source for the declaration and revert to a paper procedure to terminate the TIR operation. The appropriate information is filled-in on the accompanying document. The termination information will be keyed-in and transmitted to the eTIR international system once the system is working. Alternatively, the TIR website allows Customs to register the TIR operation termination information.
2. Customs authorities accept the accompanying document as source for the declaration and manually key-in the information in their system. The appropriate information is filled-in on the accompanying document. The termination information will be transmitted to the eTIR international system once the connection is re-established. Alternatively, the TIR website allows Customs to register the TIR operation termination information.
3. Customs authorities accept the accompanying document as source for the declaration and manually key-in the information in their system. The appropriate information is filled-in on the accompanying document. The termination information will be transmitted to the eTIR international system once it is functioning. Alternatively, the TIR website allows Customs to register the TIR operation termination information.
4. Customs authorities accept the accompanying document as source for the declaration and, if nationally required, manually key-in the information in their

system. The appropriate information is filled-in on the accompanying document. No information is transmitted to the eTIR international system.

3.1.2.2.5 *Discharge TIR operation*

Potential problems:

1. The Customs system is not functioning.
2. The connection between the Customs system and the eTIR international system is broken.
3. The eTIR international system is not functioning.
4. The TIR transport has begun using a paper fall-back scenario.

Fall-backs:

1. Customs authorities postpone the transmission of the discharge information until the system is working. Alternatively, the TIR website allows Customs to register the TIR operation discharge information.
2. Customs authorities postpone the transmission of the discharge information until the connection is re-established. . Alternatively, the TIR website allows Customs to register the TIR operation discharge information.
3. Same as 1.
4. No information is transmitted to the eTIR international system.

3.1.2.2.6 *Notify guarantee chain*

Potential problems:

1. The guarantee chain system is not functioning.
2. The connection between the guarantee chain system and the eTIR international system is broken.

Fall-backs:

1. The eTIR international system ensures that the information will be sent at a later stage.
2. Same as 1.

3.1.2.2.7 *Notify subsequent countries*

Potential problems:

1. The Customs system of one country along the itinerary is not functioning.
2. The connection between the Customs system of one country along the itinerary and the eTIR international system is broken.

Fall-backs:

1. The eTIR international system ensures that the information will be sent at a later stage. If the holder presents himself to a Customs office, whose system is not functioning, the accompanying document will be used as source of information.

2. The eTIR international system ensures that the information will be sent at a later stage. If the holder presents himself to a Customs office, whose system is not linked to the eTIR system, the accompanying document will be used as source of information.

#### 3.1.2.2.8 *Advance cargo information*

Potential problems:

1. The Customs system is not functioning.
2. The connection between the Customs system and the eTIR international system is broken.
3. The eTIR international system is not functioning.

Fall-backs:

1. The eTIR international system notifies the holder or any system using the declaration web service that the declaration could not be forwarded and proposes the use of alternative declaration mechanisms.
2. The eTIR international system notifies the holder or any system using the declaration web service that the declaration could not be forwarded and proposes the use of alternative declaration mechanisms.
3. The holder or any system using the declaration web service must try to use alternative declaration mechanisms.

## 3.2 Data Analysis

The class diagrams below are based on the class diagram presented in Chapter 2 and are aligned to the standard WCO transit data model version 3.3.<sup>1</sup> Whereas the class diagrams in Chapter 2 only contained the class names and the relationships between classes, they now show the attributes and methods of each class. The methods allow for interactions between objects and/or actors as presented in the sequence diagrams in Chapter 3.1. The attributes are used in Chapter 4 as the data elements of the electronic messages and, together with the relationships, serve to design database structures used in the eTIR international system.

Three class diagrams are presented separately to facilitate the reading. As a consequence, the classes guarantee, goods, Customs office, country, holder can be found in more than one diagram.

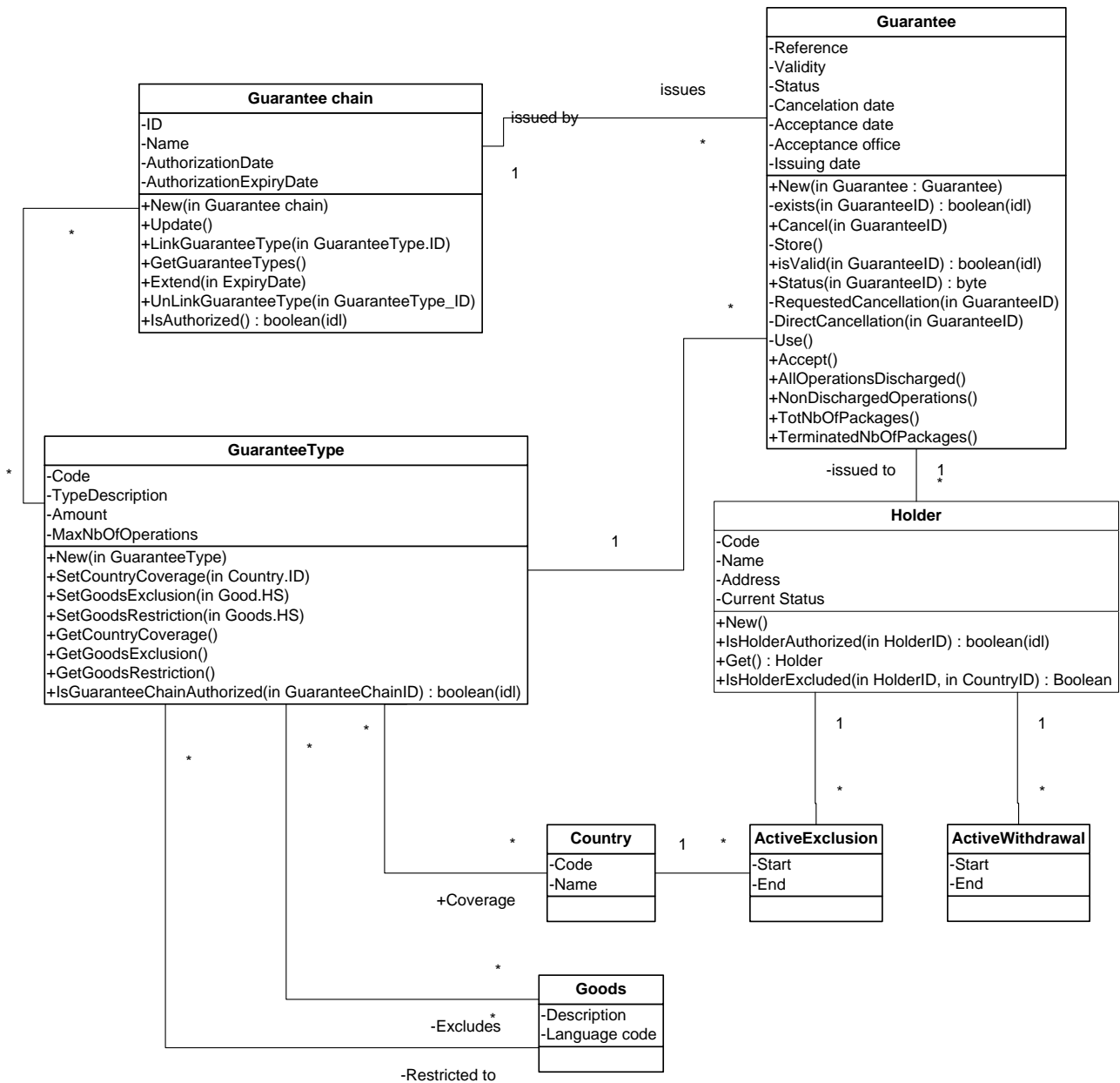
### 3.2.1 Management by Customs of data on guarantees class diagram

The management by Customs of data on guarantees class diagram presents the classes involved in providing guarantee-related information and the relationships between these classes.

---

<sup>1</sup> The WCO Council approved the WCO data model version 3.3 in June 2013.

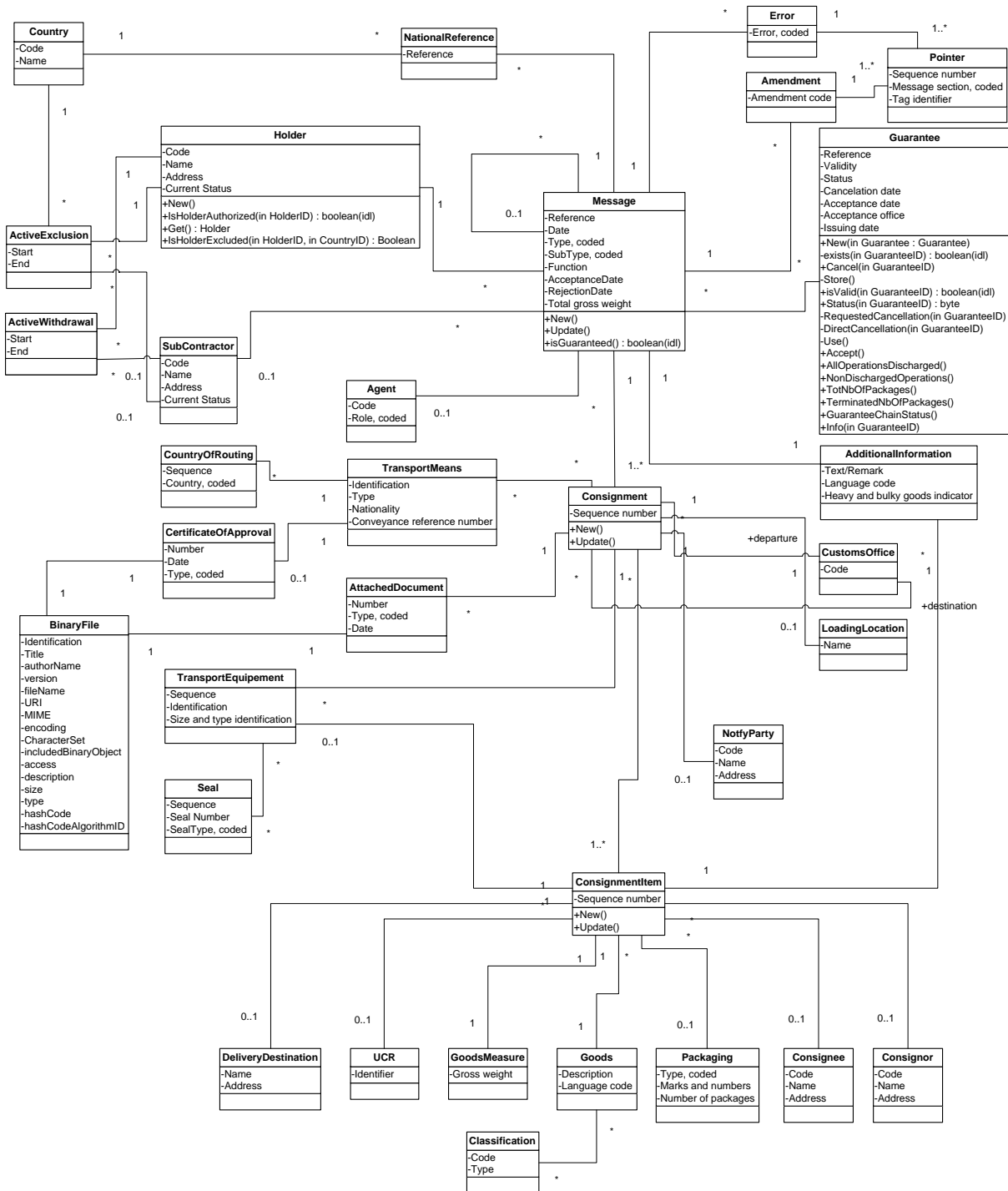
Figure 3.16: (English Only)  
**Customs management of guarantees class diagram**



**3.2.2 Declaration class diagram**

The declaration class diagram presents the classes involved in the exchange of declaration-related information and the relationships between these classes.

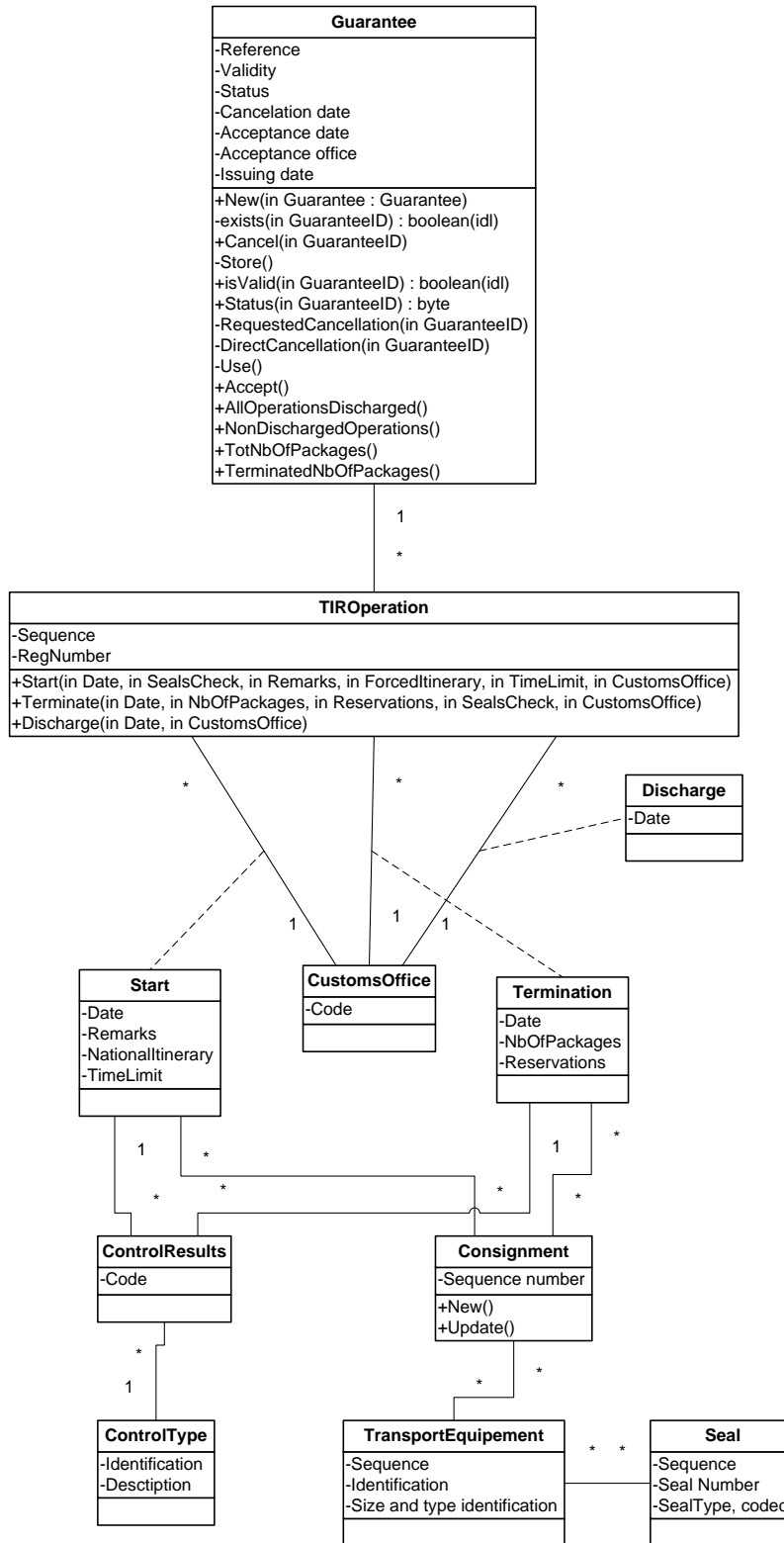
Figure 3.17: (English Only)  
Declaration class diagram



### 3.2.3 TIR operations class diagram

The TIR operation class diagram presents the classes involved in the exchange of operation-related information and the relationships between these classes.

Figure 3.18: (English Only)  
Data exchange class diagram





### 3.2.4 Lists of electronic messages

#### 3.2.4.1 External messages

External messages are used to exchange information between Customs systems (including the eTIR international system) and other actors (guarantee chain and holder).

Table 3.1

#### External messages

<i>No.</i>	<i>Description</i>	<i>Response to:</i>
E1	Register guarantee This message allows the Guarantee chain to register one or multiple guarantees in the eTIR international system.	-
E2	Registration results This message is a response to message E1. It confirms the registration of the guarantee or provides error codes.	E1
E3	Cancel guarantee This message allows the Guarantee chain to cancel one or multiple guarantees it had previously registered in the eTIR international system.	-
E4	Cancellation results This message is a response to message E2. It confirms the cancellation of the guarantee or provides error codes.	E3
E5	Query guarantee This message allows the Guarantee chain to query the eTIR international system to obtain information on one or multiple guarantees it had previously registered.	-
E6	Query results This message is a response to message E5. It provides the information requested regarding the guarantee(s) or error codes.	E5
E7	Notify guarantee chain This message informs the Guarantee chain of the availability of new information concerning one or many of the guarantees it has issued.	-
E8	Notification confirmation This message is a response to message E7. It confirms the reception of the notification.	E7
E9	Advance Cargo Information This message allows the holder to provide Customs authorities of departure with all information required to begin a TIR transport. It also allows the holder to amend the information and complement it in case of multiple loading places.	-
E10	Advance Cargo Information results This message is a response to message E9. It confirms the	E9

<i>No.</i>	<i>Description</i>	<i>Response to:</i>
	reception of or indicates the errors in the declaration.	

#### 3.2.4.2 *Internal messages*

Internal messages refer to the messages exchanged within the Customs international environment (between the eTIR international system and national Customs system).

Table 3.2

#### **Internal messages**

<i>No.</i>	<i>Description</i>	<i>Response to:</i>
I1	Accept Guarantee This message allows Customs authorities to indicate that they have accepted a guarantee.	-
I2	Acceptance results This message is a response to message I1. It confirms the acceptance of the guarantee.	I1
I3	Get holder info This message allows Customs authorities or the eTIR international system to retrieve information about holders in the ITDB.	-
I4	Holder info This message is a response to message I3. It provides the information regarding the holder(s) or error codes.	I3
I5	Query guarantee This message allows Customs authorities to query the eTIR international system to obtain information on one or multiple guarantees.	-
I6	Query results This message is a response to message I5. It provides the information requested regarding the guarantee(s) or error codes	I5
I7	Record Advance Cargo Information This message allows Customs authorities of departure to record all information related to the beginning of a TIR transport.	-
I8	Record Advance Cargo Information results This message is a response to message I7. It confirms the recording of consignment information and indicates to which countries received the related advance cargo information message.	I7
I9	Start TIR operation This message allows Customs authorities to record information related to the start of TIR operations.	-
I10	Start results	I9

<i>No.</i>	<i>Description</i>	<i>Response to:</i>
	This message is a response to message I9. It confirms the recording of the start of the TIR operation or error codes.	
I11	Terminate TIR operation This message allows Customs authorities to record information related to the terminations of TIR operations.	-
I12	Termination results This message is a response to message I11. It confirms the recording of the termination of the TIR operation or error codes.	I11
I13	Discharge TIR operation This message allows Customs authorities to record information related to the discharge of TIR operations.	-
I14	Discharge results This message is a response to message I13. It confirms the recording of the discharge of the TIR operation or error codes.	I13
I15	Notify Customs This message is used by the eTIR international system to notify Customs authorities of the availability of new information	-
I16	Notification confirmation This message is a response to message I15. It confirms the reception of the notification and provides a national reference in case of reception of advance cargo information.	I15

### 3.2.5 Electronic messages data elements

#### 3.2.5.1 Classes (English Only)

##### 3.2.5.1.1 External messages

###### a. E1 – Register guarantee

Message			
└─ Guarantee	1	.. 1	R
└─ GuaranteeChain	1	.. 1	R
└─ Holder	1	.. 1	R

###### b. E2 – Register results

Message			
└─ Error	0	.. unbounded	D
└─ Pointer	1	.. unbounded	R

###### c. E3 – Cancel guarantee

Message			
└─ Guarantee	1	.. 1	R
└─ GuaranteeChain	1	.. 1	R
└─ Holder	1	.. 1	R

d. E4 – Cancellation results

Message				
└─Error		0 .. unbounded		D
└─Pointer		1 .. unbounded		R

e. E5 – Query guarantee

Message				
└─Guarantee		1 .. 1		R

f. E6 – Query results

Message				
└─Error		0 .. unbounded		D
└─Pointer		1 .. unbounded		R
└─LPCO		1 .. 1		R
└─Guarantee		1 .. 1		R
└─AdvancedCargoInformation		0 .. unbounded		O
└─AdditionalInformation		0 .. 1		D
└─Agent		0 .. unbounded		O
└─Amendment		0 .. unbounded		D
└─Pointer		1 .. unbounded		R
└─SubContractor		0 .. 1		O
└─Address		0 .. unbounded		D
└─Consignment		0 .. unbounded		D
└─AttachedDocuments		0 .. unbounded		O
└─BinaryFile		0 .. 1		O
└─ConsignmentItem		1 .. unbounded		R
└─AdditionalInformation		0 .. unbounded		O
└─Goods		1 .. 1		R
└─Classification		0 .. unbounded		O
└─Consignee		0 .. 1		O
└─Address		0 .. unbounded		D
└─Consignor		0 .. 1		O
└─Address		0 .. unbounded		D
└─DeliveryDestination		0 .. 1		O
└─Address		1 .. 1		R
└─GoodsMeasure		1 .. 1		R
└─Packaging		1 .. 1		R
└─TransportEquipment		0 .. 1		D
└─UCR		0 .. unbounded		O
└─LoadingLocation		0 .. unbounded		O
└─NotifyParty		0 .. unbounded		O
└─Address		0 .. unbounded		D
└─CustomsOfficeOfDeparture		1 .. 1		R
└─CustomsOfficeOfDestination		1 .. 1		R
└─TransportMeans		1 .. unbounded		R
└─CountryOfRouting		1 .. unbounded		R
└─CertificateOfApproval		0 .. 1		O
└─BinaryFile		0 .. 1		O
└─TransportEquipment		0 .. unbounded		D
└─Seal		0 .. unbounded		O
└─Guarantee		0 .. 1		D
└─NationalReference		0 .. unbounded		O
└─Holder		0 .. 1		D
└─Address		0 .. 1		O
└─GuaranteeChain		1 .. 1		R
└─TIROperation		0 .. unbounded		O
└─OperationStart		0 .. 1		O
└─AdditionalInformation		0 .. unbounded		O

<ul style="list-style-type: none"> <li>— Consignment</li> <li>— TransportEquipment</li> <li>— Seal</li> <li>— Control</li> <li>— ControlResult</li> <li>— NationalItinerary</li> <li>— NationalItineraryCustomsOffice</li> <li>— CustomsOffice</li> <li>— Termination</li> <li>— AdditionalInformation</li> <li>— Consignment</li> <li>— TransportEquipment</li> <li>— Seal</li> <li>— Control</li> <li>— ControlResult</li> <li>— CustomsOffice</li> <li>— Discharge</li> <li>— CustomsOffice</li> <li>— Holder</li> <li>— Address</li> <li>— AuthorizationCertificate</li> <li>— ActiveWithdrawal</li> <li>— ActiveExclusion</li> </ul>	<ul style="list-style-type: none"> <li>0 .. 1</li> <li>1 .. unbounded</li> <li>1 .. unbounded</li> <li>1 .. unbounded</li> <li>1 .. 1</li> <li>0 .. unbounded</li> <li>1 .. 1</li> <li>1 .. 1</li> <li>0 .. 1</li> <li>0 .. unbounded</li> <li>0 .. 1</li> <li>1 .. unbounded</li> <li>1 .. unbounded</li> <li>1 .. unbounded</li> <li>1 .. 1</li> <li>1 .. 1</li> <li>0 .. unbounded</li> <li>1 .. 1</li> <li>1 .. 1</li> <li>1 .. 1</li> <li>0 .. 1</li> <li>0 .. unbounded</li> </ul>	<ul style="list-style-type: none"> <li>O</li> <li>R</li> <li>R</li> <li>R</li> <li>R</li> <li>O</li> <li>R</li> <li>R</li> <li>O</li> <li>O</li> <li>O</li> <li>R</li> <li>R</li> <li>R</li> <li>R</li> <li>O</li> <li>R</li> <li>R</li> <li>R</li> <li>O</li> <li>O</li> </ul>
---	--	---

g. E7 – Notify guarantee chain

<p>Message</p> <ul style="list-style-type: none"> <li>— Guarantee</li> </ul>	<ul style="list-style-type: none"> <li>1 .. 1</li> </ul>	<ul style="list-style-type: none"> <li>R</li> </ul>
--	--	---

h. E8 – Notification confirmation

<p>Message</p> <ul style="list-style-type: none"> <li>— Error</li> <li>— Pointer</li> </ul>	<ul style="list-style-type: none"> <li>0 .. unbounded</li> <li>1 .. unbounded</li> </ul>	<ul style="list-style-type: none"> <li>D</li> <li>R</li> </ul>
---	--	--

i. E9 – Advanced cargo information

<p>Message</p> <ul style="list-style-type: none"> <li>— AdditionalInformation</li> <li>— Agent</li> <li>— Address</li> <li>— Amendment</li> <li>— Pointer</li> <li>— SubContractor</li> <li>— Address</li> <li>— Consignment</li> <li>— AttachedDocuments</li> <li>— BinaryFile</li> <li>— ConsignmentItem</li> <li>— AdditionalInformation</li> <li>— Goods</li> <li>— Classification</li> <li>— Consignee</li> <li>— Address</li> <li>— Consignor</li> <li>— Address</li> <li>— DeliveryDestination</li> <li>— Address</li> <li>— GoodsMeasure</li> <li>— Packaging</li> <li>— TransportEquipment</li> </ul>	<ul style="list-style-type: none"> <li>0 .. 1</li> <li>0 .. 1</li> <li>0 .. unbounded</li> <li>0 .. unbounded</li> <li>1 .. unbounded</li> <li>0 .. 1</li> <li>0 .. 1</li> <li>0 .. unbounded</li> <li>0 .. 1</li> <li>0 .. unbounded</li> <li>1 .. unbounded</li> <li>0 .. unbounded</li> <li>1 .. 1</li> <li>0 .. unbounded</li> <li>0 .. 1</li> <li>0 .. 1</li> <li>0 .. 1</li> <li>0 .. 1</li> <li>0 .. 1</li> <li>0 .. 1</li> <li>1 .. 1</li> <li>1 .. 1</li> <li>1 .. 1</li> <li>0 .. 1</li> </ul>	<ul style="list-style-type: none"> <li>D</li> <li>O</li> <li>D</li> <li>D</li> <li>R</li> <li>O</li> <li>D</li> <li>D</li> <li>O</li> <li>O</li> <li>R</li> <li>O</li> <li>R</li> <li>O</li> <li>D</li> <li>O</li> <li>O</li> <li>D</li> <li>O</li> <li>O</li> <li>R</li> <li>R</li> <li>R</li> <li>D</li> </ul>
--	--	--

└─ UCR	0 .. 1	O
└─ LoadingLocation	0 .. 1	O
└─ NotifyParty	0 .. 1	O
└─ Address	0 .. 1	D
└─ CustomsOfficeOfDeparture	1 .. 1	R
└─ CustomsOfficeOfDestination	1 .. 1	R
└─ TransportMeans	1 .. unbounded	R
└─ CountryOfRouting	1 .. unbounded	R
└─ CertificateOfApproval	0 .. 1	D
└─ BinaryFile	0 .. 1	O
└─ TransportEquipment	0 .. unbounded	D
└─ Seal	0 .. unbounded	O
└─ Guarantee	0 .. unbounded	D
└─ Holder	0 .. 1	D
└─ Address	0 .. 1	O

j. E10 – Advanced cargo information results

Message		
└─ Error	0 .. unbounded	D
└─ Pointer	1 .. unbounded	R
└─ AdvancedCargoInformation	1 .. 1	R

3.2.5.1.2 Internal messages

a. I1 – Accept guarantee

Message		
└─ Guarantee	1 .. 1	R
└─ GuaranteeChain	1 .. 1	R
└─ Holder	1 .. 1	R

b. I2 – Acceptance results

Message		
└─ Error	0 .. unbounded	D
└─ Pointer	1 .. unbounded	R
└─ Guarantee	1 .. 1	R

c. I3 – Get Holder information

Message		
└─ Holder	1 .. 1	R

d. I4 – Holder information

Message		
└─ Error	0 .. unbounded	D
└─ Pointer	1 .. unbounded	R
└─ Holder	1 .. 1	R
└─ Address	1 .. 1	R
└─ Authorization	1 .. 1	R
└─ ActiveWithdrawal	0 .. 1	O
└─ ActiveExclusion	0 .. unbounded	O

e. I5 – Query guarantee

Message		
└─ Guarantee	1 .. 1	R

f. I6 – Query results

Message		
└─ Error	0 .. unbounded	D
└─ Pointer	1 .. unbounded	R
└─ Guarantee	1 .. 1	R

AdvancedCargoInformation	0	..	unbounded	O
AdditionalInformation	0	..	1	D
Agent	0	..	1	O
Amendment	0	..	unbounded	D
Pointer	1	..	unbounded	R
SubContractor	0	..	1	O
Address	0	..	unbounded	D
Consignment	0	..	unbounded	D
AttachedDocuments	0	..	unbounded	O
BinaryFile	0	..	1	O
ConsignmentItem	1	..	unbounded	R
AdditionalInformation	0	..	unbounded	O
Goods	1	..	1	R
Classification	0	..	unbounded	O
Consignee	0	..	1	O
Address	0	..	1	D
Consignor	0	..	1	O
Address	0	..	1	D
DeliveryDestination	1	..	1	R
Address	1	..	1	R
GoodsMeasure	1	..	1	R
Packaging	1	..	1	R
TransportEquipment	0	..	1	D
UCR	0	..	1	O
LoadingLocation	0	..	1	O
NotifyParty	0	..	1	O
Address	0	..	1	D
CustomsOfficeOfDeparture	1	..	1	R
CustomsOfficeOfDestination	1	..	1	R
TransportMeans	1	..	unbounded	R
CountryOfRouting	1	..	unbounded	R
CertificateOfApproval	0	..	unbounded	O
BinaryFile	0	..	1	O
TransportEquipment	0	..	unbounded	D
Seal	0	..	unbounded	O
Guarantee	0	..	1	D
NationalReference	0	..	unbounded	O
Holder	0	..	1	D
Address	0	..	1	O
GuaranteeChain	1	..	1	R
TIROperation	0	..	unbounded	O
Start	0	..	1	O
AdditionalInformation	0	..	1	O
Consignment	0	..	1	O
TransportEquipment	1	..	unbounded	R
Seal	1	..	unbounded	R
Control	1	..	1	R
ControlResult	1	..	unbounded	R
NationalItinerary	0	..	unbounded	O
NationalItineraryCustomsOffice	1	..	1	R
CustomsOffice	1	..	unbounded	R
Termination	0	..	1	O
AdditionalInformation	0	..	1	O
Consignment	0	..	1	O
TransportEquipment	1	..	unbounded	R
Seal	1	..	unbounded	R
Control	1	..	1	R
ControlResult	1	..	unbounded	R
CustomsOffice	1	..	1	R
Discharge	0	..	1	O

└─ CustomsOffice	1 .. 1	R
└─ Holder	1 .. 1	R
└─ Address	1 .. 1	R
└─ Authorization	1 .. 1	R
└─ ActiveWithdrawal	0 .. 1	O
└─ ActiveExclusion	0 .. unbounded	O

g. I7 – Record advanced cargo information

Message		
└─ AdvancedCargoInformation	1 .. 1	R
└─ AdditionalInformation	0 .. 1	D
└─ Agent	0 .. 1	O
└─ Amendment	0 .. unbounded	D
└─ Pointer	1 .. unbounded	R
└─ SubContractor	0 .. unbounded	O
└─ Address	0 .. unbounded	D
└─ Consignment	0 .. unbounded	D
└─ AttachedDocuments	0 .. unbounded	O
└─ BinaryFile	0 .. 1	O
└─ ConsignmentItem	1 .. unbounded	R
└─ AdditionalInformation	0 .. unbounded	O
└─ Goods	1 .. 1	R
└─ Classification	0 .. unbounded	O
└─ Consignee	0 .. 1	O
└─ Address	0 .. 1	D
└─ Consignor	0 .. 1	O
└─ Address	0 .. 1	D
└─ DeliveryDestination	0 .. 1	O
└─ Address	1 .. 1	R
└─ GoodsMeasure	1 .. 1	R
└─ Packaging	1 .. 1	R
└─ TransportEquipment	0 .. 1	D
└─ UCR	0 .. 1	O
└─ LoadingLocation	0 .. 1	O
└─ NotifyParty	0 .. 1	O
└─ Address	0 .. 1	D
└─ CustomsOfficeOfDeparture	1 .. 1	R
└─ CustomsOfficeOfDestination	1 .. 1	R
└─ TransportMeans	1 .. unbounded	R
└─ CountryOfRouting	1 .. unbounded	R
└─ CertificateOfApproval	0 .. 1	D
└─ BinaryFile	0 .. 1	O
└─ TransportEquipment	0 .. unbounded	D
└─ Seal	0 .. unbounded	O
└─ Guarantee	0 .. unbounded	D
└─ Holder	0 .. 1	D
└─ Address	0 .. 1	D

h. I8 – Record advanced cargo information results

Message		
└─ AdvancedCargoInformation	1 .. 1	R
└─ NationalReference	0 .. unbounded	O
└─ Error	0 .. unbounded	D
└─ Pointer	1 .. unbounded	R

i. I9 – Start TIR operation

Message



├── Guarantee	1 .. 1	R
├── GuaranteeChain	1 .. 1	R
├── TIROperation	1 .. 1	R
│   ├── Start	1 .. 1	R
│   ├── AdditionalInformation	0 .. 1	O
│   ├── Consignment	0 .. 1	O
│   │   ├── TransportEquipment	1 .. unbounded	R
│   │   └── Seal	1 .. unbounded	R
│   ├── Control	1 .. 1	R
│   │   └── ControlResult	1 .. unbounded	R
│   ├── NationalItinerary	0 .. 1	O
│   │   └── NationalItineraryCustomsOffice	1 .. 1	R
│   └── CustomsOffice	1 .. 1	R
└── Holder	1 .. 1	R

## j. I10 – Start results

Message		
├── Error	0 .. unbounded	D
├── Pointer	1 .. unbounded	R
├── Guarantee	1 .. 1	R
│   ├── GuaranteeChain	1 .. 1	R
│   ├── TIROperation	1 .. 1	R
│   │   └── Start	1 .. 1	R
│   └── Holder	1 .. 1	R
│       ├── Authorization	1 .. 1	R
│       ├── ActiveWithdrawal	0 .. 1	O
│       └── ActiveExclusion	0 .. unbounded	O

## k. I11 – Terminate TIR operation

Message		
├── Guarantee	1 .. 1	R
├── GuaranteeChain	1 .. 1	R
├── TIROperation	1 .. 1	R
│   ├── Termination	1 .. 1	R
│   ├── AdditionalInformation	0 .. 1	O
│   ├── Consignment	0 .. 1	O
│   │   ├── TransportEquipment	1 .. unbounded	R
│   │   └── Seal	1 .. unbounded	R
│   ├── Control	1 .. 1	R
│   │   └── ControlResult	1 .. unbounded	R
│   └── CustomsOffice	1 .. 1	R
└── Holder	1 .. 1	R

## l. I12 – Termination results

Message		
├── Error	0 .. unbounded	D
├── Pointer	1 .. unbounded	R
├── Guarantee	1 .. 1	R
│   ├── GuaranteeChain	1 .. 1	R
│   ├── TIROperation	1 .. 1	R
│   │   └── Termination	1 .. 1	R
│   └── Holder	1 .. 1	R
│       ├── Authorization	1 .. 1	R
│       ├── ActiveWithdrawal	0 .. 1	O
│       └── ActiveExclusion	0 .. unbounded	O

## m. I13 – Discharge TIR operation

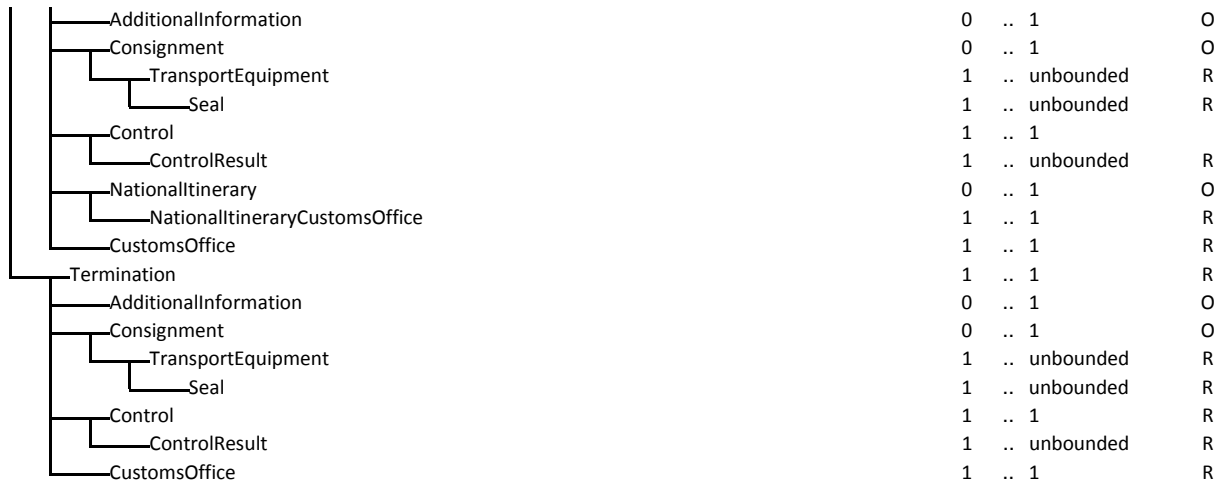
Message			
Guarantee	1	.. 1	R
GuaranteeChain	1	.. 1	R
TIROperation	1	.. 1	R
Discharge	1	.. unbounded	R
CustomsOffice	1	.. 1	R

n. I14 – Discharge results

Message			
Error	0	.. unbounded	D
Pointer	1	.. unbounded	R
Guarantee	1	.. 1	R
GuaranteeChain	1	.. 1	R
TIROperation	1	.. 1	R
Discharge	1	.. 1	R

o. I15 – Notify Customs

Message			
AdvancedCargoInformation	1	.. 1	R
AdditionalInformation	0	.. 1	D
Agent	0	.. 1	O
Amendment	1	.. unbounded	D
Pointer	1	.. unbounded	R
SubContractor	0	.. 1	O
Address	0	.. 1	D
Consignment	0	.. unbounded	D
AttachedDocuments	0	.. unbounded	O
BinaryFile	0	.. 1	O
ConsignmentItem	1	.. unbounded	R
AdditionalInformation	0	.. unbounded	O
Goods	1	.. 1	R
Classification	0	.. unbounded	O
Consignee	0	.. 1	O
Address	0	.. 1	D
Consignor	0	.. 1	O
Address	0	.. unbounded	D
DeliveryDestination	1	.. 1	R
Address	1	.. 1	R
GoodsMeasure	1	.. 1	R
Packaging	1	.. 1	R
TransportEquipment	0	.. 1	D
UCR	0	.. unbounded	O
LoadingLocation	0	.. 1	O
NotifyParty	0	.. 1	O
Address	0	.. 1	D
CustomsOfficeOfDeparture	1	.. 1	R
CustomsOfficeOfDestination	1	.. 1	R
TransportMeans	1	.. unbounded	R
CountryOfRouting	1	.. unbounded	R
CertificateOfApproval	0	.. 1	O
BinaryFile	0	.. 1	O
TransportEquipment	0	.. unbounded	D
Seal	0	.. unbounded	O
Guarantee	0	.. 1	D
Holder	0	.. 1	D
Address	0	.. 1	O
Guarantee	0	.. 1	O
TIROperation	1	.. 1	R
Start	0	.. 1	O



p. I16 – Notification confirmation



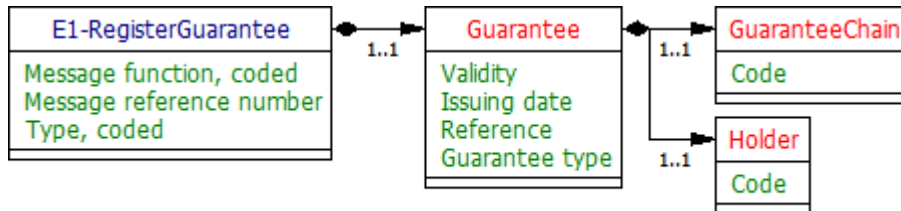
3.2.5.2 Classes and attributes (English Only)

3.2.5.2.1 External messages

a. E1 – Register guarantee

Figure 3.19: (English Only)

Register guarantee UML diagram



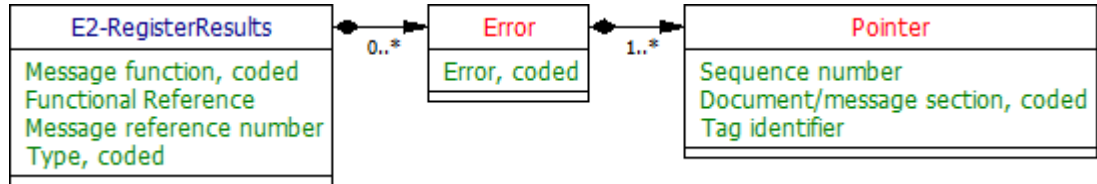
<b>MESSAGE</b>	
— Message function, coded	
— Message reference number	
— Type, coded	
<b>GUARANTEE</b>	<b>Occurrence 1 .. 1</b>
— Validity	
— Issuing date	
— Reference	
— Guarantee type	
<b>GUARANTEECHAIN</b>	<b>Occurrence 1 .. 1</b>
— Code	

<b>HOLDER</b>	<b>Occurrence 1 .. 1</b>
Code	

b. E2 – Register results

Figure 3.20: (English Only)

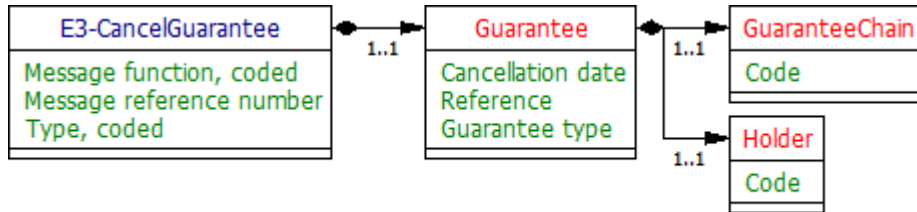
**Register results UML diagram**



<b>MESSAGE</b>	
Message function, coded	
Functional Reference	
Message reference number	
Type, coded	
<b>ERROR</b>	<b>Occurrence 0 .. unbounded</b>
Error, coded	
<b>POINTER</b>	<b>Occurrence 1 .. unbounded</b>
Sequence number	
Document/message section, coded	
Tag identifier	

c. E3 – Cancel guarantee

Figure 3.21: (English Only)  
Cancel guarantee UML diagram

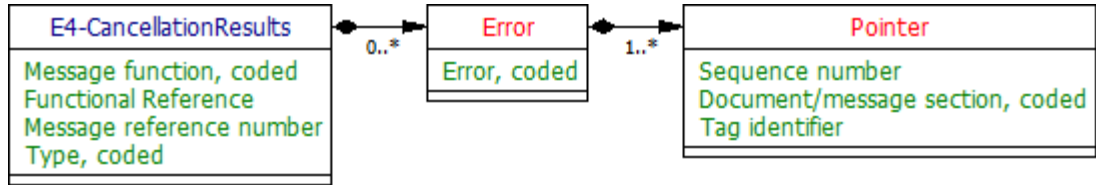


MESSAGE	
Message function, coded	
Message reference number	
Type, coded	
<b>GUARANTEE</b>	<b>Occurrence 1 .. 1</b>
Cancellation date	
Reference	
Guarantee type	
<b>GUARANTEECHAIN</b>	<b>Occurrence 1 .. 1</b>
Code	
<b>HOLDER</b>	<b>Occurrence 1 .. 1</b>
Code	

d. E4 – Cancellation results

Figure 3.22: (English Only)

**Cancel results UML diagram**

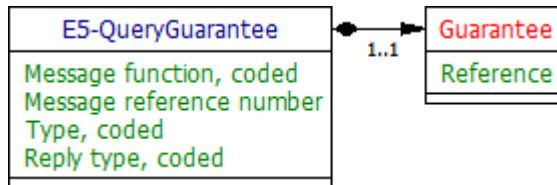


MESSAGE	
— Message function, coded	
— Functional Reference	
— Message reference number	
— Type, coded	
<b>ERROR</b>	Occurrence 0 .. unbounded
— Error, coded	
<b>POINTER</b>	Occurrence 1 .. unbounded
— Sequence number	
— Document/message section, coded	
— Tag identifier	

e. E5 – Query guarantee

Figure 3.23: (English Only)

**Query guarantee UML diagram**

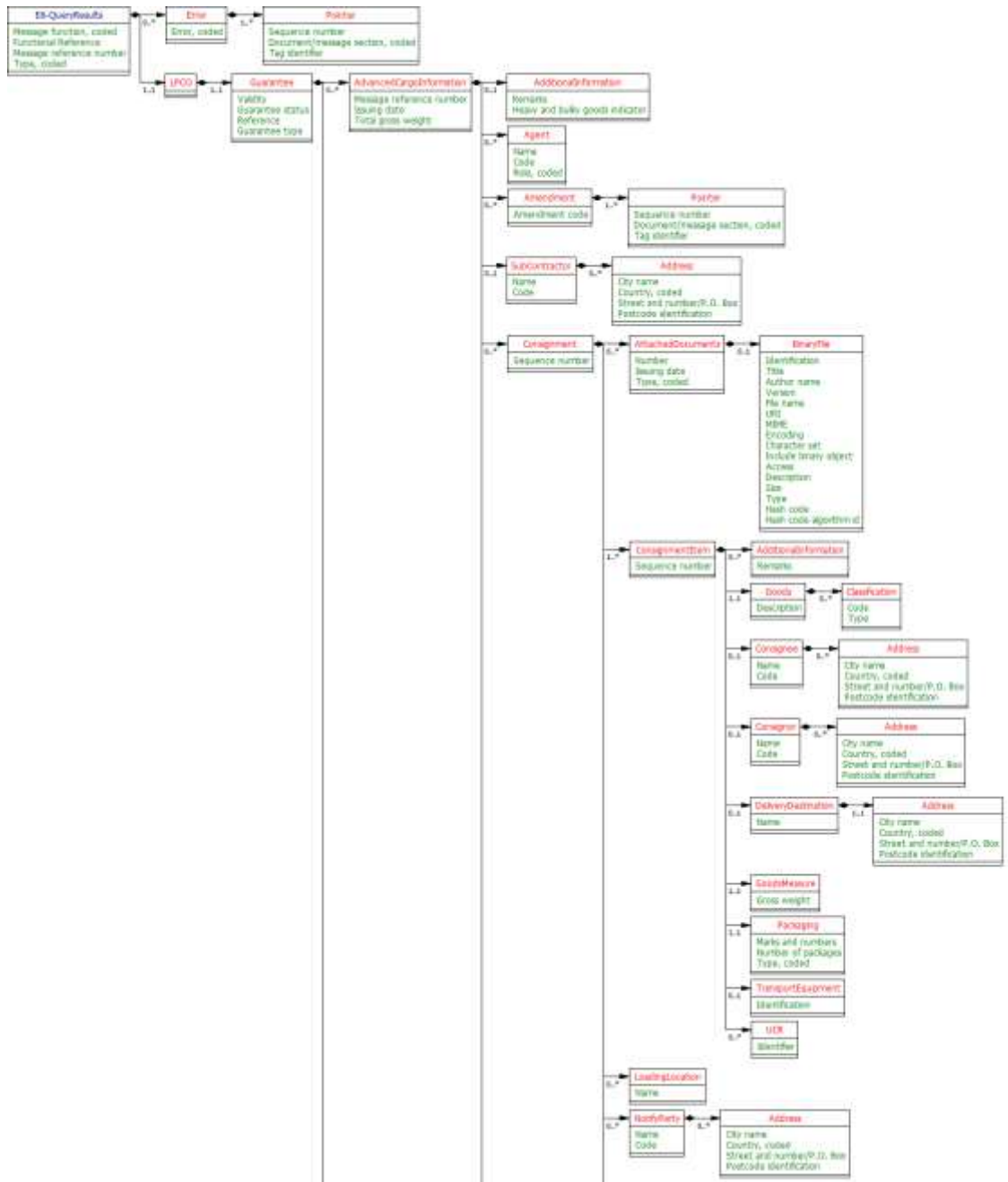


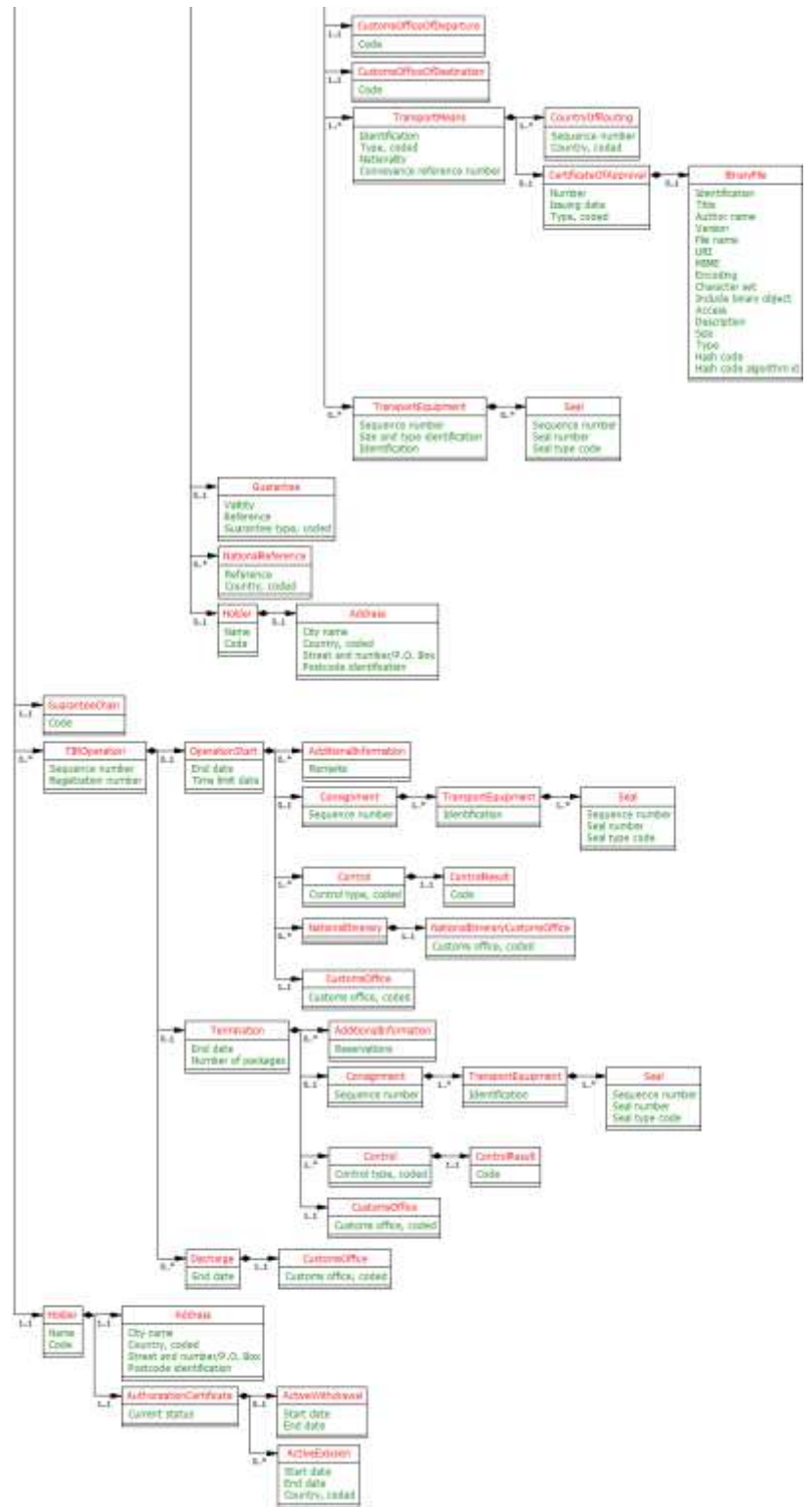
MESSAGE	
— Message function, coded	
— Message reference number	
— Type, coded	
— Reply type, coded	
<b>GUARANTEE</b>	Occurrence 1 .. 1
— Reference	

f. E6 – Query results

Figure 3.24: (English Only)

**Query results UML diagram**







**MESSAGE**

—Message function, coded	
—Functional Reference	
—Message reference number	
—Type, coded	
<b>ERROR</b>	Occurrence 0 .. unbounded
—Error, coded	
<b>POINTER</b>	Occurrence 1 .. unbounded
—Sequence number	
—Document/message section, coded	
—Tag identifier	
<b>LPCO</b>	Occurrence 1 .. 1
<b>GUARANTEE</b>	Occurrence 1 .. 1
—Validity	
—Guarantee status	
—Reference	
—Guarantee type	
<b>ADVANCEDCARGOINFORMATION</b>	Occurrence 0 .. unbounded
—Message reference number	
—Issuing date	
—Total gross weight	
<b>ADDITIONALINFORMATION</b>	Occurrence 0 .. 1
—Remarks	
—Heavy and bulky goods indicator	
<b>AGENT</b>	Occurrence 0 .. unbounded
—Name	
—Code	
—Role, coded	
<b>AMENDMENT</b>	Occurrence 0 .. unbounded
—Amendment code	
<b>POINTER</b>	Occurrence 1 .. unbounded
—Sequence number	
—Document/message section, coded	
—Tag identifier	
<b>SUBCONTRACTOR</b>	Occurrence 0 .. 1
—Name	
—Code	
<b>ADDRESS</b>	Occurrence 0 .. unbounded
—City name	
—Country, coded	
—Street and number/P.O. Box	
—Postcode identification	
<b>CONSIGNMENT</b>	Occurrence 0 .. unbounded
—Sequence number	
<b>ATTACHEDDOCUMENTS</b>	Occurrence 0 .. unbounded
—Number	
—Issuing date	

<ul style="list-style-type: none"> <li>—Type, coded</li> </ul>	
<b>BINARYFILE</b>	<b>Occurrence 0 .. 1</b>
<ul style="list-style-type: none"> <li>—Identification</li> <li>—Title</li> <li>—Author name</li> <li>—Version</li> <li>—File name</li> <li>—URI</li> <li>—MIME</li> <li>—Encoding</li> <li>—Character set</li> <li>—Include binary object</li> <li>—Access</li> <li>—Description</li> <li>—Size</li> <li>—Type</li> <li>—Hash code</li> <li>—Hash code algorithm id</li> </ul>	
<b>CONSIGNMENTITEM</b>	<b>Occurrence 1 .. unbounded</b>
<ul style="list-style-type: none"> <li>—Sequence number</li> </ul>	
<b>ADDITIONALINFORMATION</b>	<b>Occurrence 0 .. unbounded</b>
<ul style="list-style-type: none"> <li>—Remarks</li> </ul>	
<b>GOODS</b>	<b>Occurrence 1 .. 1</b>
<ul style="list-style-type: none"> <li>—Description</li> </ul>	
<b>CLASSIFICATION</b>	<b>Occurrence 0 .. unbounded</b>
<ul style="list-style-type: none"> <li>—Code</li> <li>—Type</li> </ul>	
<b>CONSIGNEE</b>	<b>Occurrence 0 .. 1</b>
<ul style="list-style-type: none"> <li>—Name</li> <li>—Code</li> </ul>	
<b>ADDRESS</b>	<b>Occurrence 0 .. unbounded</b>
<ul style="list-style-type: none"> <li>—City name</li> <li>—Country, coded</li> <li>—Street and number/P.O. Box</li> <li>—Postcode identification</li> </ul>	
<b>CONSIGNOR</b>	<b>Occurrence 0 .. 1</b>
<ul style="list-style-type: none"> <li>—Name</li> <li>—Code</li> </ul>	
<b>ADDRESS</b>	<b>Occurrence 0 .. unbounded</b>
<ul style="list-style-type: none"> <li>—City name</li> <li>—Country, coded</li> <li>—Street and number/P.O. Box</li> <li>—Postcode identification</li> </ul>	
<b>DELIVERYDESTINATION</b>	<b>Occurrence 0 .. 1</b>
<ul style="list-style-type: none"> <li>—Name</li> </ul>	
<b>ADDRESS</b>	<b>Occurrence 1 .. 1</b>
<ul style="list-style-type: none"> <li>—City name</li> <li>—Country, coded</li> </ul>	

—Street and number/P.O. Box	
—Postcode identification	
<b>GOODSMEASURE</b>	<b>Occurrence 1 .. 1</b>
—Gross weight	
<b>PACKAGING</b>	<b>Occurrence 1 .. 1</b>
—Marks and numbers	
—Number of packages	
—Type, coded	
<b>TRANSPORTEQUIPMENT</b>	<b>Occurrence 0 .. 1</b>
—Identification	
<b>UCR</b>	<b>Occurrence 0 .. unbounded</b>
—Identifier	
<b>LOADINGLOCATION</b>	<b>Occurrence 0 .. unbounded</b>
—Name	
<b>NOTIFYPARTY</b>	<b>Occurrence 0 .. unbounded</b>
—Name	
—Code	
<b>ADDRESS</b>	<b>Occurrence 0 .. unbounded</b>
—City name	
—Country, coded	
—Street and number/P.O. Box	
—Postcode identification	
<b>CUSTOMSOFFICEOFDEPARTURE</b>	<b>Occurrence 1 .. 1</b>
—Code	
<b>CUSTOMSOFFICEOFDESTINATION</b>	<b>Occurrence 1 .. 1</b>
—Code	
<b>TRANSPORTMEANS</b>	<b>Occurrence 1 .. unbounded</b>
—Identification	
—Type, coded	
—Nationality	
—Conveyance reference number	
<b>COUNTRYOFROUTING</b>	<b>Occurrence 1 .. unbounded</b>
—Sequence number	
—Country, coded	
<b>CERTIFICATEOFAPPROVAL</b>	<b>Occurrence 0 .. 1</b>
—Number	
—Issuing date	
—Type, coded	
<b>BINARYFILE</b>	<b>Occurrence 0 .. 1</b>
—Identification	
—Title	
—Author name	
—Version	
—File name	
—URI	
—MIME	
—Encoding	
—Character set	

<ul style="list-style-type: none"> <li>—Include binary object</li> <li>—Access</li> <li>—Description</li> <li>—Size</li> <li>—Type</li> <li>—Hash code</li> <li>—Hash code algorithm id</li> </ul>	
<b>TRANSPORTEQUIPMENT</b>	Occurrence 0 .. unbounded
<ul style="list-style-type: none"> <li>—Sequence number</li> <li>—Size and type identification</li> <li>—Identification</li> </ul>	
<b>SEAL</b>	Occurrence 0 .. unbounded
<ul style="list-style-type: none"> <li>—Sequence number</li> <li>—Seal number</li> <li>—Seal type code</li> </ul>	
<b>GUARANTEE</b>	Occurrence 0 .. 1
<ul style="list-style-type: none"> <li>—Validity</li> <li>—Reference</li> <li>—Guarantee type, coded</li> </ul>	
<b>NATIONALREFERENCE</b>	Occurrence 0 .. unbounded
<ul style="list-style-type: none"> <li>—Reference</li> <li>—Country, coded</li> </ul>	
<b>HOLDER</b>	Occurrence 0 .. 1
<ul style="list-style-type: none"> <li>—Name</li> <li>—Code</li> </ul>	
<b>ADDRESS</b>	Occurrence 0 .. 1
<ul style="list-style-type: none"> <li>—City name</li> <li>—Country, coded</li> <li>—Street and number/P.O. Box</li> <li>—Postcode identification</li> </ul>	
<b>GUARANTEECHAIN</b>	Occurrence 1 .. 1
<ul style="list-style-type: none"> <li>—Code</li> </ul>	
<b>TIROPERATION</b>	Occurrence 0 .. unbounded
<ul style="list-style-type: none"> <li>—Sequence number</li> <li>—Registration number</li> </ul>	
<b>OPERATIONSTART</b>	Occurrence 0 .. 1
<ul style="list-style-type: none"> <li>—End date</li> <li>—Time limit date</li> </ul>	
<b>ADDITIONALINFORMATION</b>	Occurrence 0 .. unbounded
<ul style="list-style-type: none"> <li>—Remarks</li> </ul>	
<b>CONSIGNMENT</b>	Occurrence 0 .. 1
<ul style="list-style-type: none"> <li>—Sequence number</li> </ul>	
<b>TRANSPORTEQUIPMENT</b>	Occurrence 1 .. unbounded
<ul style="list-style-type: none"> <li>—Identification</li> </ul>	
<b>SEAL</b>	Occurrence 1 .. unbounded
<ul style="list-style-type: none"> <li>—Sequence number</li> <li>—Seal number</li> <li>—Seal type code</li> </ul>	

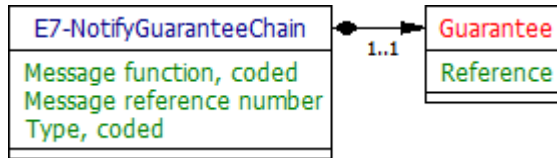
<b>CONTROL</b>	Occurrence 1 .. unbounded
Control type, coded	
<b>CONTROLRESULT</b>	Occurrence 1 .. 1
Code	
<b>NATIONALITINERARY</b>	Occurrence 0 .. unbounded
<b>NATIONALITINERARYCUSTOMSOFFICE</b>	Occurrence 1 .. 1
Customs office, coded	
<b>CUSTOMSOFFICE</b>	Occurrence 1 .. 1
Customs office, coded	
<b>TERMINATION</b>	Occurrence 0 .. 1
End date	
Number of packages	
<b>ADDITIONALINFORMATION</b>	Occurrence 0 .. unbounded
Reservations	
<b>CONSIGNMENT</b>	Occurrence 0 .. 1
Sequence number	
<b>TRANSPORTEQUIPMENT</b>	Occurrence 1 .. unbounded
Identification	
<b>SEAL</b>	Occurrence 1 .. unbounded
Sequence number	
Seal number	
Seal type code	
<b>CONTROL</b>	Occurrence 1 .. unbounded
Control type, coded	
<b>CONTROLRESULT</b>	Occurrence 1 .. 1
Code	
<b>CUSTOMSOFFICE</b>	Occurrence 1 .. 1
Customs office, coded	
<b>DISCHARGE</b>	Occurrence 0 .. unbounded
End date	
<b>CUSTOMSOFFICE</b>	Occurrence 1 .. 1
Customs office, coded	
<b>HOLDER</b>	Occurrence 1 .. 1
Name	
Code	
<b>ADDRESS</b>	Occurrence 1 .. 1
City name	
Country, coded	
Street and number/P.O. Box	
Postcode identification	
<b>AUTHORIZATIONCERTIFICATE</b>	Occurrence 1 .. 1
Current status	
<b>ACTIVWITHDRAWAL</b>	Occurrence 0 .. 1
Start date	
End date	
<b>ACTIVEEXCLUSION</b>	Occurrence 0 .. unbounded
Start date	

- End date
- Country, coded

g. E7 – Notify guarantee chain

Figure 3.25: (English Only)

Notify guarantee chain UML diagram



**MESSAGE**

- Message function, coded
- Message reference number
- Type, coded

**GUARANTEE**

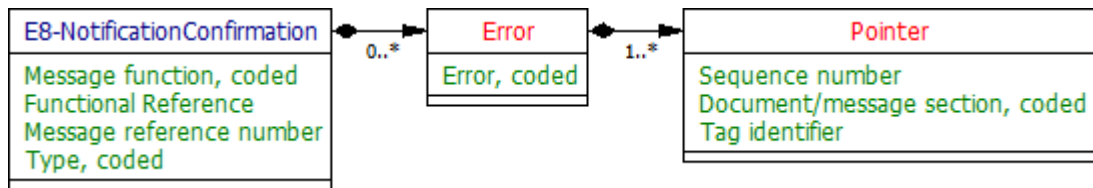
- Reference

Occurrence 1 .. 1

h. E8 – Notification confirmation

Figure 3.26: (English Only)

Notification confirmation UML diagram



**MESSAGE**

- Message function, coded
- Functional Reference
- Message reference number
- Type, coded

**ERROR**

- Error, coded

**POINTER**

- Sequence number
- Document/message section, coded
- Tag identifier

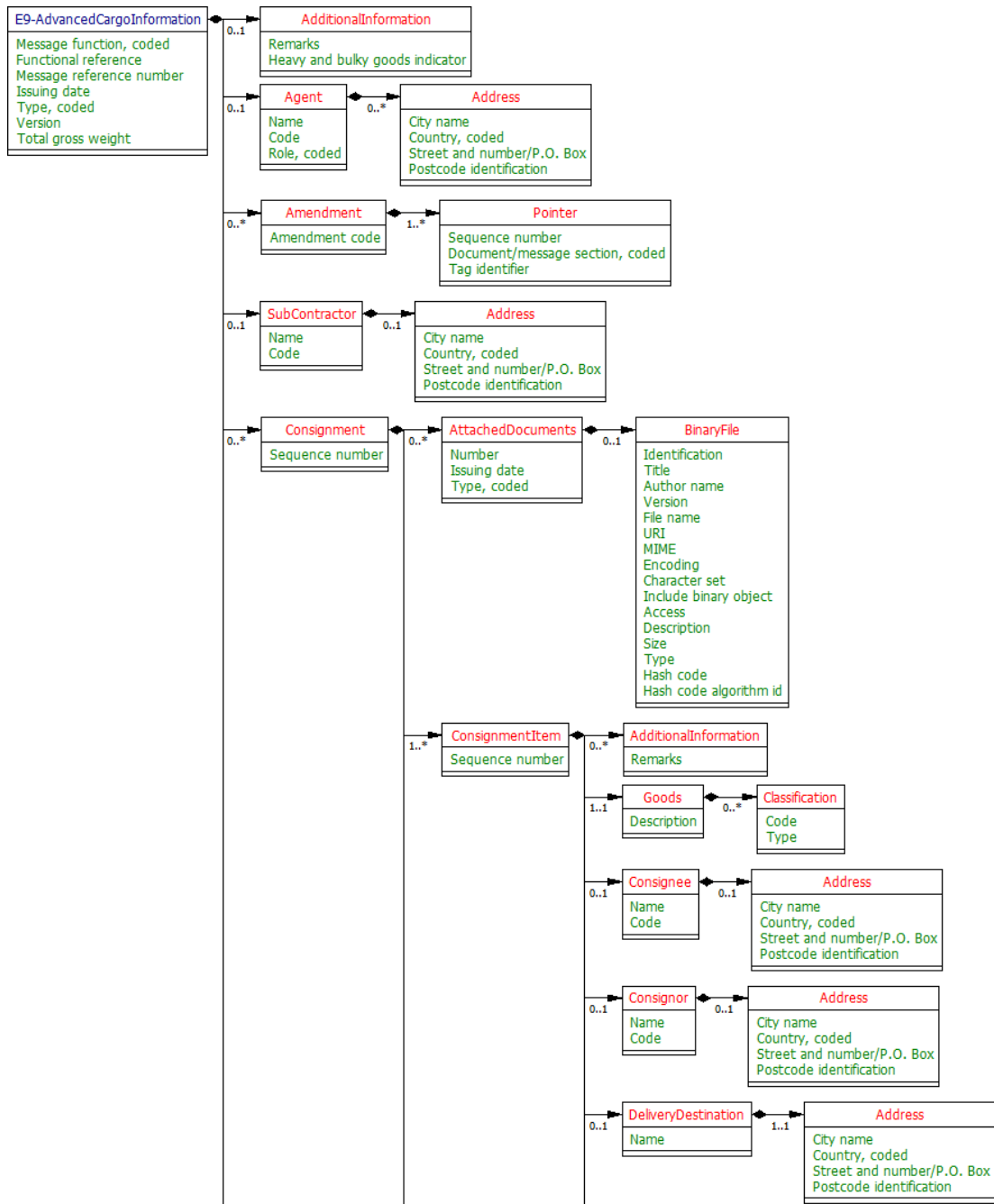
Occurrence 0 .. unbounded

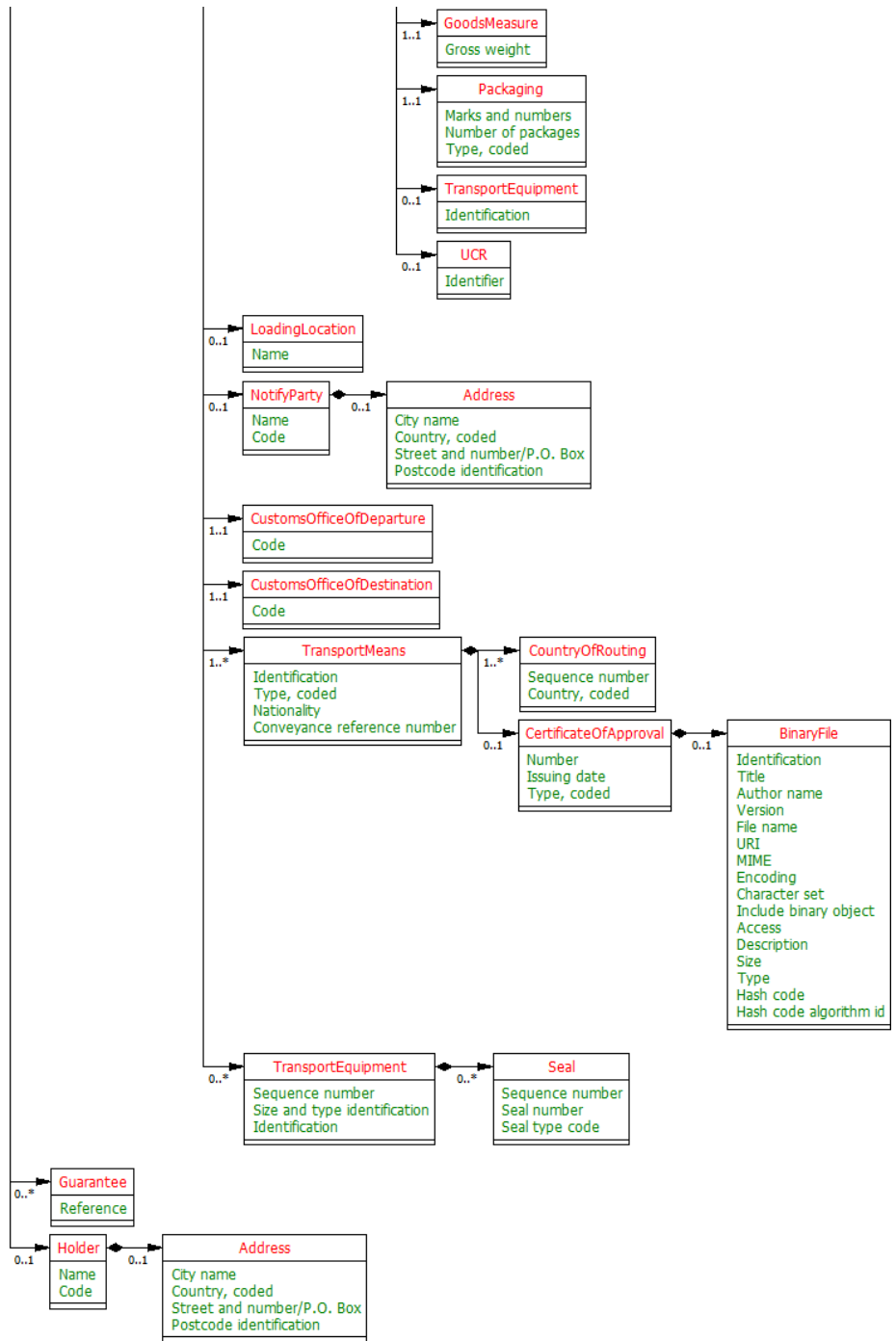
Occurrence 1 .. unbounded

i. E9 – Advanced cargo information

Figure 3.27: (English Only)

Advanced cargo information UML diagram





**MESSAGE**

- Message function, coded
- Functional reference
- Message reference number



— Issuing date	
— Type, coded	
— Version	
— Total gross weight	
<b>ADDITIONALINFORMATION</b>	<b>Occurrence 0 .. 1</b>
— Remarks	
— Heavy and bulky goods indicator	
<b>AGENT</b>	<b>Occurrence 0 .. 1</b>
— Name	
— Code	
— Role, coded	
<b>ADDRESS</b>	<b>Occurrence 0 .. unbounded</b>
— City name	
— Country, coded	
— Street and number/P.O. Box	
— Postcode identification	
<b>AMENDMENT</b>	<b>Occurrence 0 .. unbounded</b>
— Amendment code	
<b>POINTER</b>	<b>Occurrence 1 .. unbounded</b>
— Sequence number	
— Document/message section, coded	
— Tag identifier	
<b>SUBCONTRACTOR</b>	<b>Occurrence 0 .. 1</b>
— Name	
— Code	
<b>ADDRESS</b>	<b>Occurrence 0 .. 1</b>
— City name	
— Country, coded	
— Street and number/P.O. Box	
— Postcode identification	
<b>CONSIGNMENT</b>	<b>Occurrence 0 .. unbounded</b>
— Sequence number	
<b>ATTACHEDDOCUMENTS</b>	<b>Occurrence 0 .. unbounded</b>
— Number	
— Issuing date	
— Type, coded	
<b>BINARYFILE</b>	<b>Occurrence 0 .. 1</b>
— Identification	
— Title	
— Author name	
— Version	
— File name	
— URI	
— MIME	
— Encoding	
— Character set	
— Include binary object	
— Access	

—Description	
—Size	
—Type	
—Hash code	
—Hash code algorithm id	
<b>CONSIGNMENTITEM</b>	<b>Occurrence 1 .. unbounded</b>
—Sequence number	
<b>ADDITIONALINFORMATION</b>	<b>Occurrence 0 .. unbounded</b>
—Remarks	
<b>GOODS</b>	<b>Occurrence 1 .. 1</b>
—Description	
<b>CLASSIFICATION</b>	<b>Occurrence 0 .. unbounded</b>
—Code	
—Type	
<b>CONSIGNEE</b>	<b>Occurrence 0 .. 1</b>
—Name	
—Code	
<b>ADDRESS</b>	<b>Occurrence 0 .. 1</b>
—City name	
—Country, coded	
—Street and number/P.O. Box	
—Postcode identification	
<b>CONSIGNOR</b>	<b>Occurrence 0 .. 1</b>
—Name	
—Code	
<b>ADDRESS</b>	<b>Occurrence 0 .. 1</b>
—City name	
—Country, coded	
—Street and number/P.O. Box	
—Postcode identification	
<b>DELIVERYDESTINATION</b>	<b>Occurrence 0 .. 1</b>
—Name	
<b>ADDRESS</b>	<b>Occurrence 1 .. 1</b>
—City name	
—Country, coded	
—Street and number/P.O. Box	
—Postcode identification	
<b>GOODSMEASURE</b>	<b>Occurrence 1 .. 1</b>
—Gross weight	
<b>PACKAGING</b>	<b>Occurrence 1 .. 1</b>
—Marks and numbers	
—Number of packages	
—Type, coded	
<b>TRANSPORTEQUIPMENT</b>	<b>Occurrence 0 .. 1</b>
—Identification	
<b>UCR</b>	<b>Occurrence 0 .. 1</b>
—Identifier	

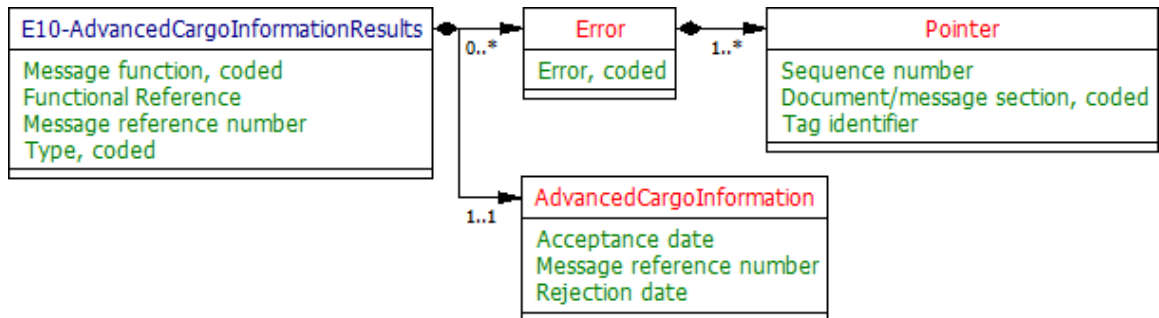
<b>LOADINGLOCATION</b>	Occurrence 0 .. 1
Name	
<b>NOTIFYPARTY</b>	Occurrence 0 .. 1
Name	
Code	
<b>ADDRESS</b>	Occurrence 0 .. 1
City name	
Country, coded	
Street and number/P.O. Box	
Postcode identification	
<b>CUSTOMSOFFICEOFDEPARTURE</b>	Occurrence 1 .. 1
Code	
<b>CUSTOMSOFFICEOFDESTINATION</b>	Occurrence 1 .. 1
Code	
<b>TRANSPORTMEANS</b>	Occurrence 1 .. unbounded
Identification	
Type, coded	
Nationality	
Conveyance reference number	
<b>COUNTRYOFROUTING</b>	Occurrence 1 .. unbounded
Sequence number	
Country, coded	
<b>CERTIFICATEOFAPPROVAL</b>	Occurrence 0 .. 1
Number	
Issuing date	
Type, coded	
<b>BINARYFILE</b>	Occurrence 0 .. 1
Identification	
Title	
Author name	
Version	
File name	
URI	
MIME	
Encoding	
Character set	
Include binary object	
Access	
Description	
Size	
Type	
Hash code	
Hash code algorithm id	
<b>TRANSPORTEQUIPMENT</b>	Occurrence 0 .. unbounded
Sequence number	
Size and type identification	
Identification	
<b>SEAL</b>	Occurrence 0 .. unbounded

<ul style="list-style-type: none"> <li>— Sequence number</li> <li>— Seal number</li> <li>— Seal type code</li> </ul>	
<b>GUARANTEE</b>	Occurrence 0 .. unbounded
— Reference	
<b>HOLDER</b>	Occurrence 0 .. 1
— Name	
— Code	
<b>ADDRESS</b>	Occurrence 0 .. 1
— City name	
— Country, coded	
— Street and number/P.O. Box	
— Postcode identification	

j. E10 – Advanced cargo information results

Figure 3.28: (English Only)

Advanced cargo information results UML diagram



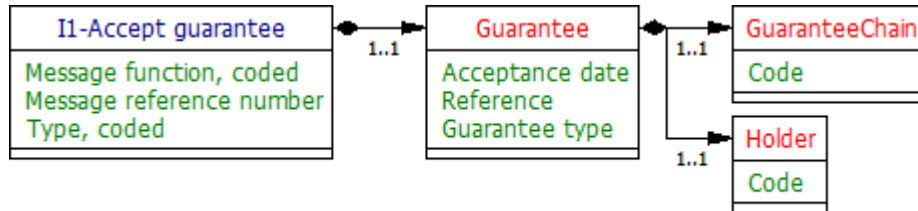
<b>MESSAGE</b>	
— Message function, coded	
— Functional Reference	
— Message reference number	
— Type, coded	
<b>ERROR</b>	Occurrence 0 .. unbounded
— Error, coded	
<b>POINTER</b>	Occurrence 1 .. unbounded
— Sequence number	
— Document/message section, coded	
— Tag identifier	
<b>ADVANCEDCARGOINFORMATION</b>	Occurrence 1 .. 1
— Acceptance date	
— Message reference number	
— Rejection date	

3.2.5.2.2 Internal messages

a. I1 – Accept guarantee

Figure 3.29: (English Only)

Accept guarantee UML diagram

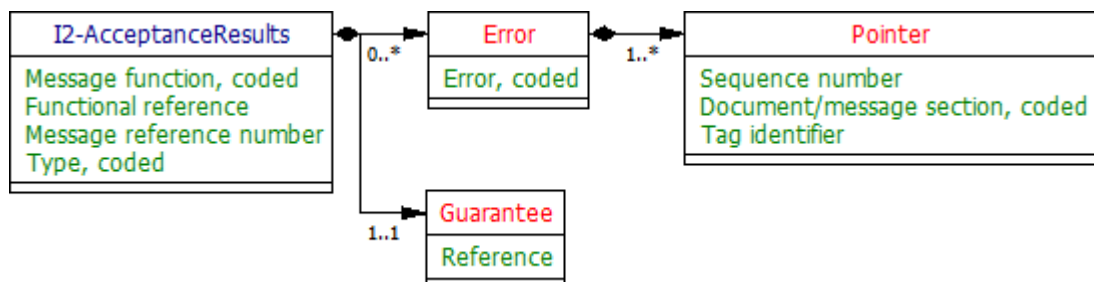


MESSAGE	
Message function, coded	
Message reference number	
Type, coded	
<b>GUARANTEE</b>	Occurrence 1 .. 1
Acceptance date	
Reference	
Guarantee type	
<b>GUARANTEECHAIN</b>	Occurrence 1 .. 1
Code	
<b>HOLDER</b>	Occurrence 1 .. 1
Code	

b. I2 – Acceptance results

Figure 3.30: (English Only)

Acceptance results UML diagram



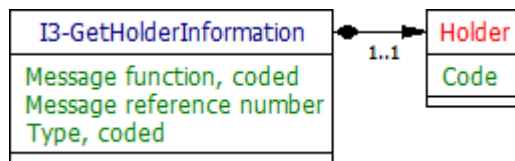
MESSAGE	
Message function, coded	
Functional reference	
Message reference number	
Type, coded	

<b>ERROR</b>	<b>Occurrence 0 .. unbounded</b>
Error, coded	
<b>POINTER</b>	<b>Occurrence 1 .. unbounded</b>
Sequence number	
Document/message section, coded	
Tag identifier	
<b>GUARANTEE</b>	<b>Occurrence 1 .. 1</b>
Reference	

c. I3 – Get Holder information

Figure 3.31: (English Only)

**Get Holder information UML diagram**

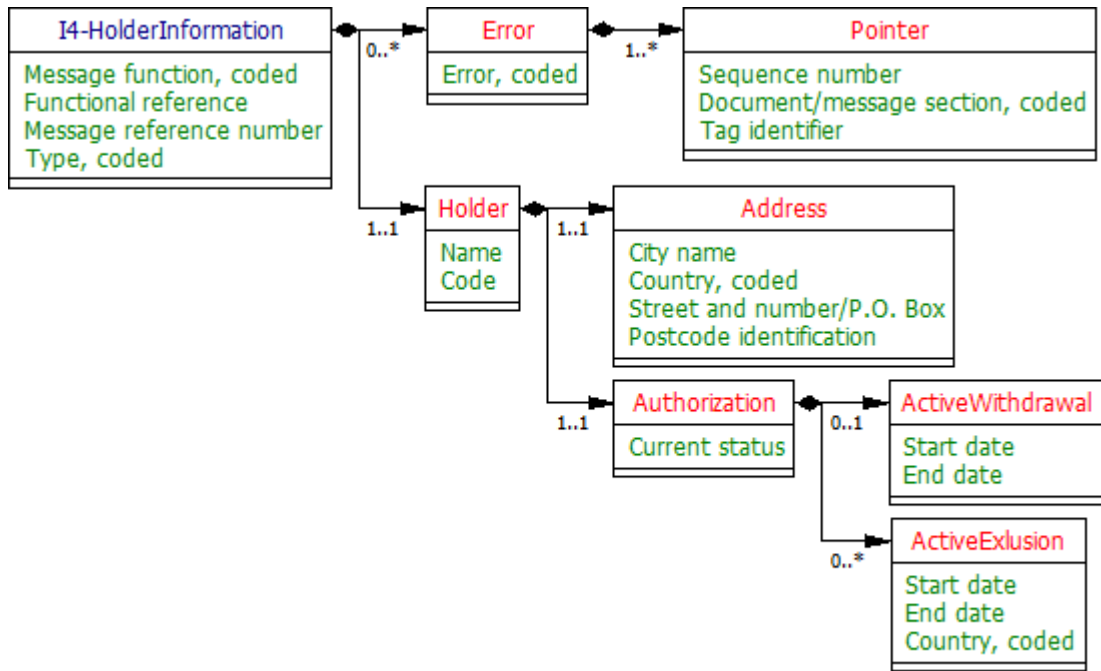


<b>MESSAGE</b>	
Message function, coded	
Message reference number	
Type, coded	
<b>HOLDER</b>	<b>Occurrence 1 .. 1</b>
Code	

d. I4 – Holder information

Figure 3.32: (English Only)

**Holder information UML diagram**



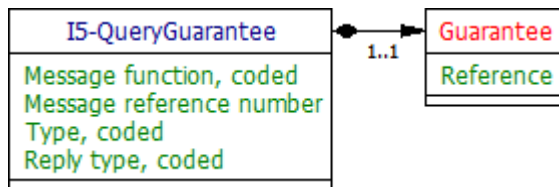
MESSAGE	
— Message function, coded	
— Functional reference	
— Message reference number	
— Type, coded	
<b>ERROR</b>	Occurrence 0 .. unbounded
— Error, coded	
<b>POINTER</b>	Occurrence 1 .. unbounded
— Sequence number	
— Document/message section, coded	
— Tag identifier	
<b>HOLDER</b>	Occurrence 1 .. 1
— Name	
— Code	
<b>ADDRESS</b>	Occurrence 1 .. 1
— City name	
— Country, coded	
— Street and number/P.O. Box	
— Postcode identification	
<b>AUTHORIZATION</b>	Occurrence 1 .. 1
— Current status	
<b>ACTIVewithDRAWAL</b>	Occurrence 0 .. 1
— Start date	
— End date	
<b>ACTIVEEXCLUSION</b>	Occurrence 0 .. unbounded

Start date	
End date	
Country, coded	

e. I5 – Query guarantee

Figure 3.33: (English Only)

**Query guarantee UML diagram**



9

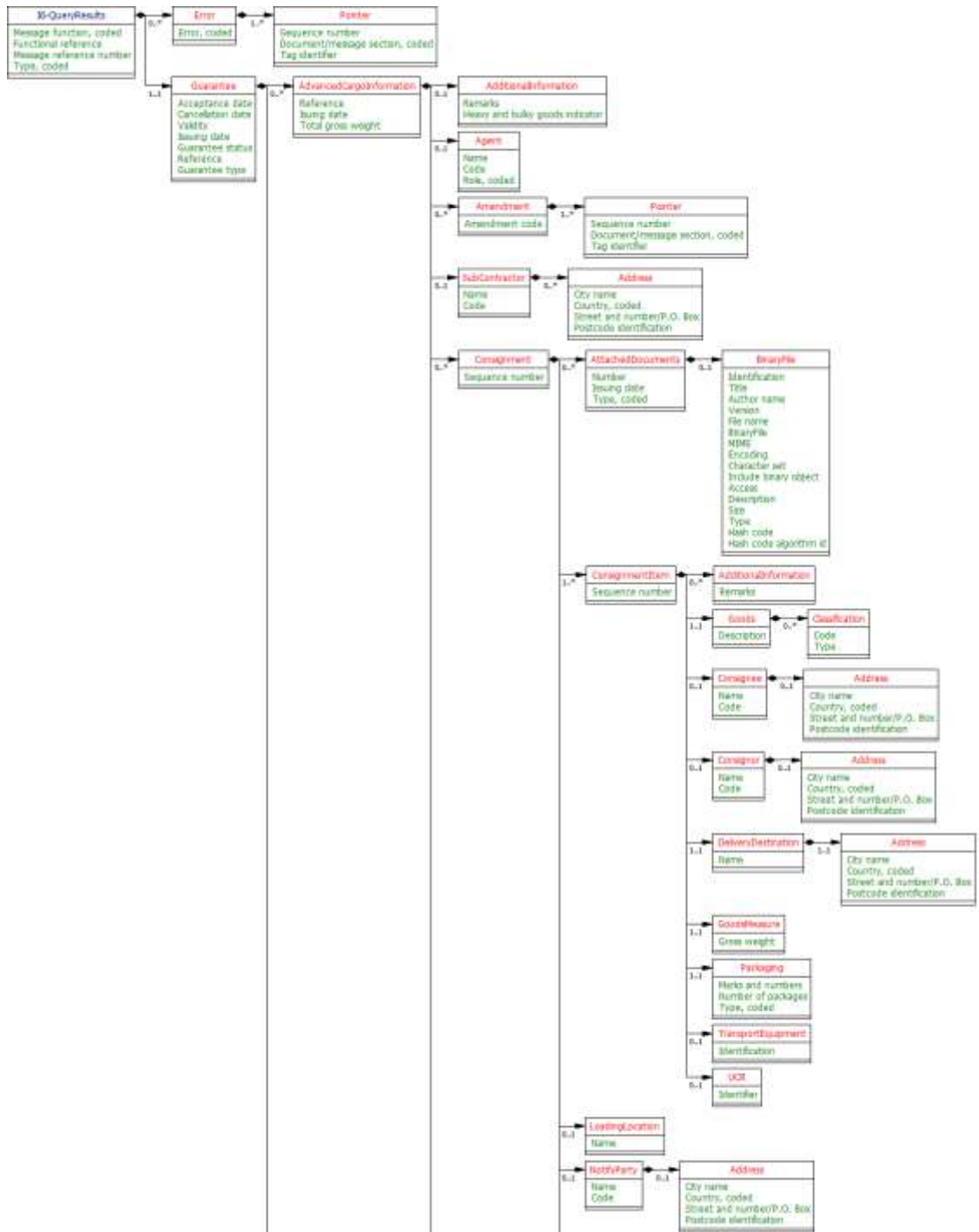
<b>MESSAGE</b>	
Message function, coded	
Message reference number	
Type, coded	
Reply type, coded	
<b>GUARANTEE</b>	<b>Occurrence 1 .. 1</b>
Reference	

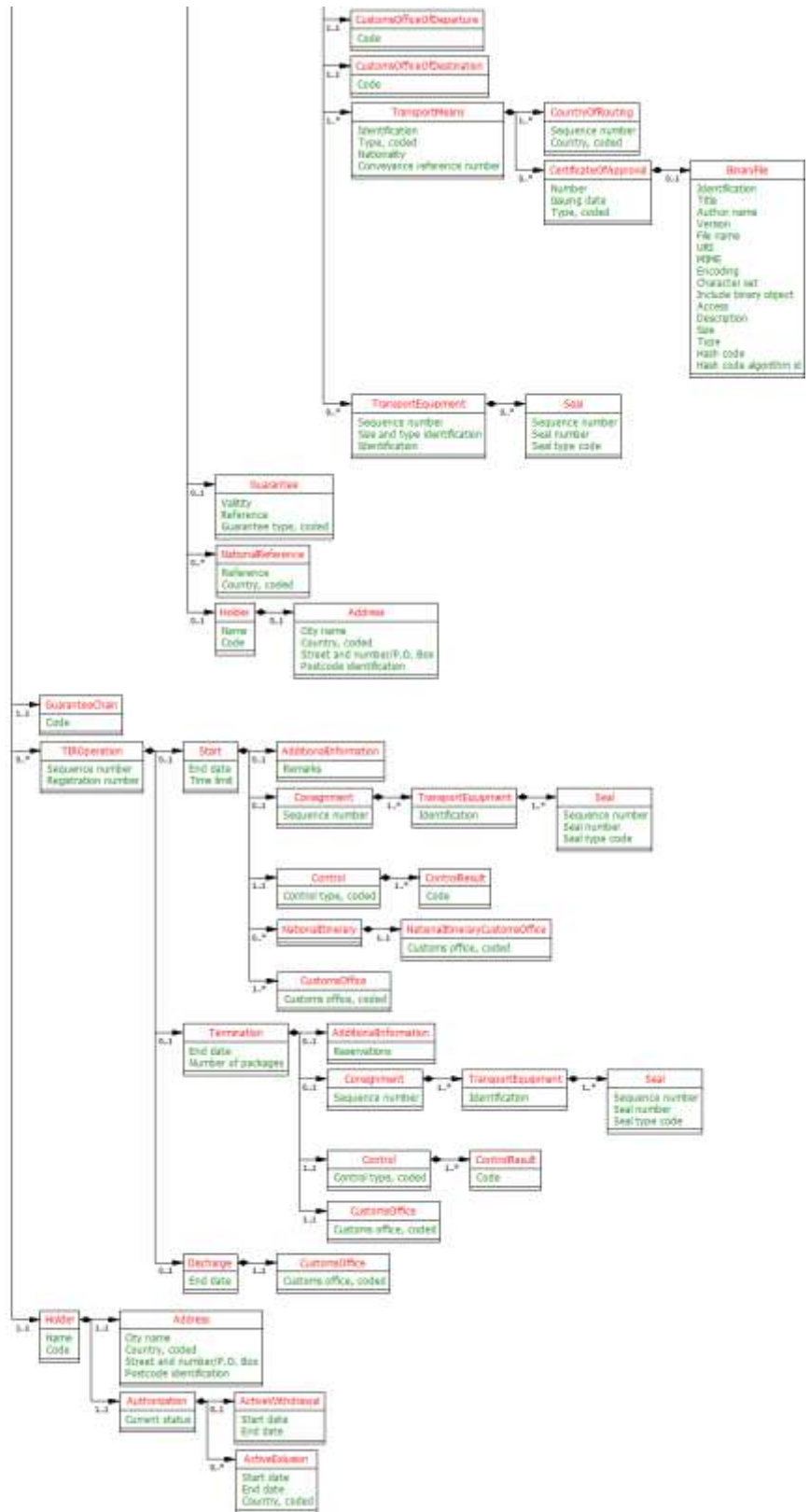
f. I6 – Query results

Figure 3.34: (English Only)

**Query results UML diagram**







<b>MESSAGE</b>	
— Message function, coded	
— Functional reference	
— Message reference number	
— Type, coded	
<b>ERROR</b>	Occurrence 0 .. unbounded
— Error, coded	
<b>POINTER</b>	Occurrence 1 .. unbounded
— Sequence number	
— Document/message section, coded	
— Tag identifier	
<b>GUARANTEE</b>	Occurrence 1 .. 1
— Acceptance date	
— Cancellation date	
— Validity	
— Issuing date	
— Guarantee status	
— Reference	
— Guarantee type	
<b>ADVANCEDCARGOINFORMATION</b>	Occurrence 0 .. unbounded
— Reference	
— Issuing date	
— Total gross weight	
<b>ADDITIONALINFORMATION</b>	Occurrence 0 .. 1
— Remarks	
— Heavy and bulky goods indicator	
<b>AGENT</b>	Occurrence 0 .. 1
— Name	
— Code	
— Role, coded	
<b>AMENDMENT</b>	Occurrence 0 .. unbounded
— Amendment code	
<b>POINTER</b>	Occurrence 1 .. unbounded
— Sequence number	
— Document/message section, coded	
— Tag identifier	
<b>SUBCONTRACTOR</b>	Occurrence 0 .. 1
— Name	
— Code	
<b>ADDRESS</b>	Occurrence 0 .. unbounded
— City name	
— Country, coded	
— Street and number/P.O. Box	
— Postcode identification	
<b>CONSIGNMENT</b>	Occurrence 0 .. unbounded
— Sequence number	
<b>ATTACHEDDOCUMENTS</b>	Occurrence 0 .. unbounded

Number	
Issuing date	
Type, coded	
<b>BINARYFILE</b>	<b>Occurrence 0 .. 1</b>
Identification	
Title	
Author name	
Version	
File name	
BinaryFile	
URI	
MIME	
Encoding	
Character set	
Include binary object	
Access	
Description	
Size	
Type	
Hash code	
Hash code algorithm id	
<b>CONSIGNMENTITEM</b>	<b>Occurrence 1 .. unbounded</b>
Sequence number	
<b>ADDITIONALINFORMATION</b>	<b>Occurrence 0 .. unbounded</b>
Remarks	
<b>GOODS</b>	<b>Occurrence 1 .. 1</b>
Description	
<b>CLASSIFICATION</b>	<b>Occurrence 0 .. unbounded</b>
Code	
Type	
<b>CONSIGNEE</b>	<b>Occurrence 0 .. 1</b>
Name	
Code	
<b>ADDRESS</b>	<b>Occurrence 0 .. 1</b>
City name	
Country, coded	
Street and number/P.O. Box	
Postcode identification	
<b>CONSIGNOR</b>	<b>Occurrence 0 .. 1</b>
Name	
Code	
<b>ADDRESS</b>	<b>Occurrence 0 .. 1</b>
City name	
Country, coded	
Street and number/P.O. Box	
Postcode identification	
<b>DELIVERYDESTINATION</b>	<b>Occurrence 1 .. 1</b>
Name	

<b>ADDRESS</b>	Occurrence 1 .. 1
City name	
Country, coded	
Street and number/P.O. Box	
Postcode identification	
<b>GOODSMEASURE</b>	Occurrence 1 .. 1
Gross weight	
<b>PACKAGING</b>	Occurrence 1 .. 1
Marks and numbers	
Number of packages	
Type, coded	
<b>TRANSPORTEQUIPMENT</b>	Occurrence 0 .. 1
Identification	
<b>UCR</b>	Occurrence 0 .. 1
Identifier	
<b>LOADINGLOCATION</b>	Occurrence 0 .. 1
Name	
<b>NOTIFYPARTY</b>	Occurrence 0 .. 1
Name	
Code	
<b>ADDRESS</b>	Occurrence 0 .. 1
City name	
Country, coded	
Street and number/P.O. Box	
Postcode identification	
<b>CUSTOMSOFFICEOFDEPARTURE</b>	Occurrence 1 .. 1
Code	
<b>CUSTOMSOFFICEOFDESTINATION</b>	Occurrence 1 .. 1
Code	
<b>TRANSPORTMEANS</b>	Occurrence 1 .. unbounded
Identification	
Type, coded	
Nationality	
Conveyance reference number	
<b>COUNTRYOFROUTING</b>	Occurrence 1 .. unbounded
Sequence number	
Country, coded	
<b>CERTIFICATEOFAPPROVAL</b>	Occurrence 0 .. unbounded
Number	
Issuing date	
Type, coded	
<b>BINARYFILE</b>	Occurrence 0 .. 1
Identification	
Title	
Author name	
Version	
File name	
URI	

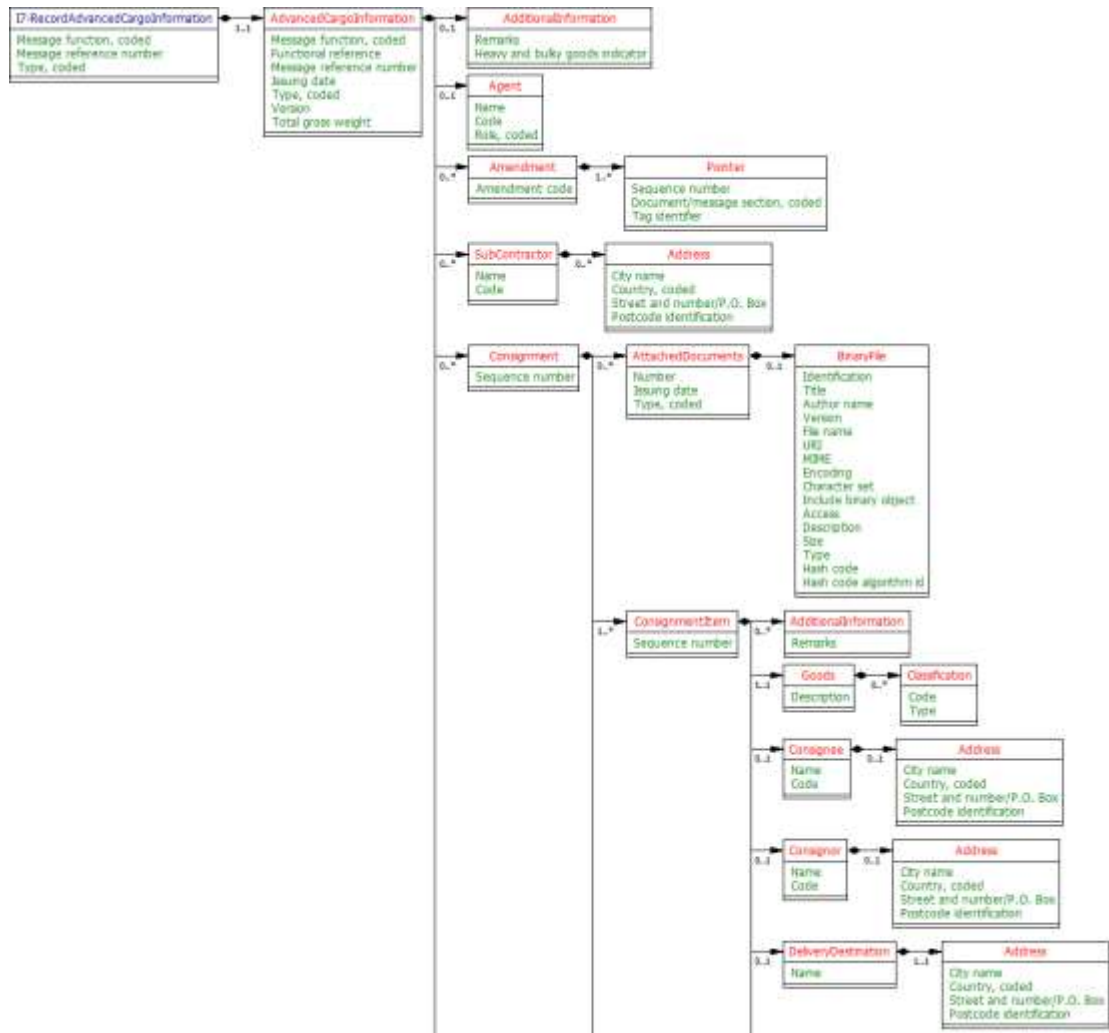
—MIME	
—Encoding	
—Character set	
—Include binary object	
—Access	
—Description	
—Size	
—Type	
—Hash code	
—Hash code algorithm id	
<b>TRANSPORTEQUIPMENT</b>	<b>Occurrence 0 .. unbounded</b>
—Sequence number	
—Size and type identification	
—Identification	
<b>SEAL</b>	<b>Occurrence 0 .. unbounded</b>
—Sequence number	
—Seal number	
—Seal type code	
<b>GUARANTEE</b>	<b>Occurrence 0 .. 1</b>
—Validity	
—Reference	
—Guarantee type, coded	
<b>NATIONALREFERENCE</b>	<b>Occurrence 0 .. unbounded</b>
—Reference	
—Country, coded	
<b>HOLDER</b>	<b>Occurrence 0 .. 1</b>
—Name	
—Code	
<b>ADDRESS</b>	<b>Occurrence 0 .. 1</b>
—City name	
—Country, coded	
—Street and number/P.O. Box	
—Postcode identification	
<b>GUARANTEECHAIN</b>	<b>Occurrence 1 .. 1</b>
—Code	
<b>TIROPERATION</b>	<b>Occurrence 0 .. unbounded</b>
—Sequence number	
—Registration number	
<b>START</b>	<b>Occurrence 0 .. 1</b>
—End date	
—Time limit	
<b>ADDITIONALINFORMATION</b>	<b>Occurrence 0 .. 1</b>
—Remarks	
<b>CONSIGNMENT</b>	<b>Occurrence 0 .. 1</b>
—Sequence number	
<b>TRANSPORTEQUIPMENT</b>	<b>Occurrence 1 .. unbounded</b>
—Identification	
<b>SEAL</b>	<b>Occurrence 1 .. unbounded</b>

—Sequence number	
—Seal number	
—Seal type code	
<b>CONTROL</b>	Occurrence 1 .. 1
—Control type, coded	
<b>CONTROLRESULT</b>	Occurrence 1 .. unbounded
—Code	
<b>NATIONALITINERARY</b>	Occurrence 0 .. unbounded
<b>NATIONALITINERARYCUSTOMSOFFICE</b>	Occurrence 1 .. 1
—Customs office, coded	
<b>CUSTOMSOFFICE</b>	Occurrence 1 .. unbounded
—Customs office, coded	
<b>TERMINATION</b>	Occurrence 0 .. 1
—End date	
—Number of packages	
<b>ADDITIONALINFORMATION</b>	Occurrence 0 .. 1
—Reservations	
<b>CONSIGNMENT</b>	Occurrence 0 .. 1
—Sequence number	
<b>TRANSPORTEQUIPMENT</b>	Occurrence 1 .. unbounded
—Identification	
<b>SEAL</b>	Occurrence 1 .. unbounded
—Sequence number	
—Seal number	
—Seal type code	
<b>CONTROL</b>	Occurrence 1 .. 1
—Control type, coded	
<b>CONTROLRESULT</b>	Occurrence 1 .. unbounded
—Code	
<b>CUSTOMSOFFICE</b>	Occurrence 1 .. 1
—Customs office, coded	
<b>DISCHARGE</b>	Occurrence 0 .. 1
—End date	
<b>CUSTOMSOFFICE</b>	Occurrence 1 .. 1
—Customs office, coded	
<b>HOLDER</b>	Occurrence 1 .. 1
—Name	
—Code	
<b>ADDRESS</b>	Occurrence 1 .. 1
—City name	
—Country, coded	
—Street and number/P.O. Box	
—Postcode identification	
<b>AUTHORIZATION</b>	Occurrence 1 .. 1
—Current status	
<b>ACTIVWITHDRAWAL</b>	Occurrence 0 .. 1
—Start date	

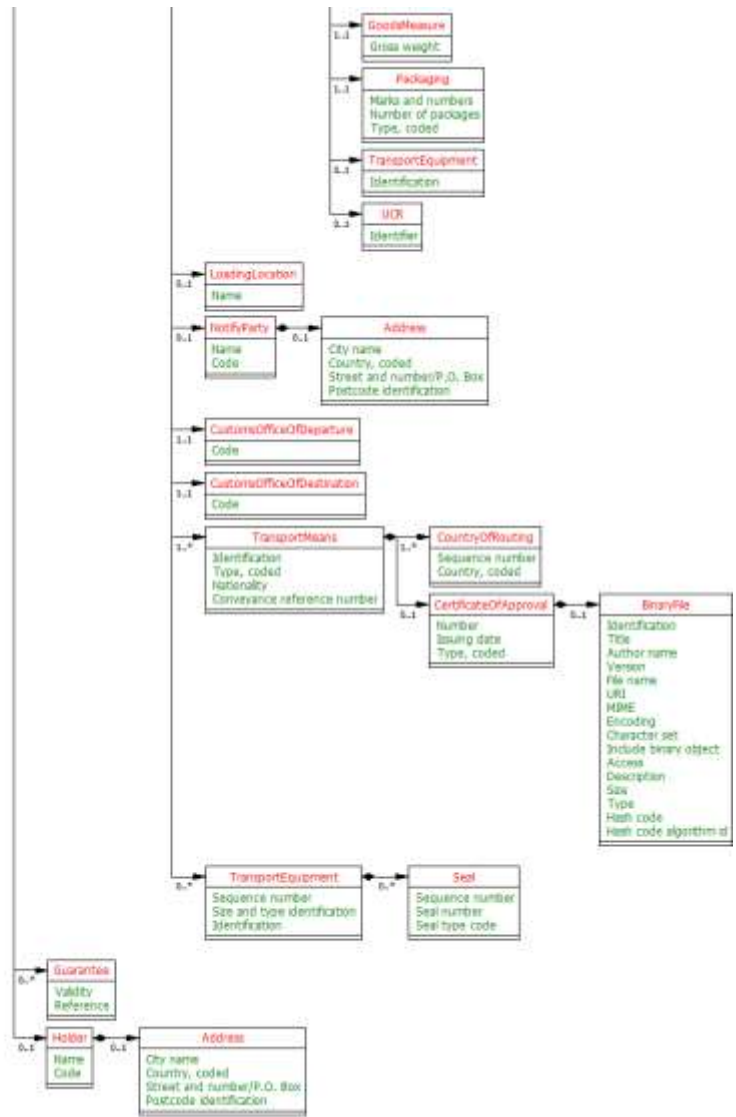
<ul style="list-style-type: none"> <li>— End date</li> <li><b>ACTIVEEXCLUSION</b></li> <li>— Start date</li> <li>— End date</li> <li>— Country, coded</li> </ul>	<b>Occurrence 0 .. unbounded</b>
--	----------------------------------

g. I7 – Record advanced cargo information

Figure 3.35: (English Only)  
**Record advanced cargo information UML diagram**







<b>MESSAGE</b>	
— Message function, coded	
— Message reference number	
— Type, coded	
<b>ADVANCEDCARGOINFORMATION</b>	<b>Occurrence 1 .. 1</b>
— Message function, coded	
— Functional reference	
— Message reference number	
— Issuing date	
— Type, coded	
— Version	
— Total gross weight	
<b>ADDITIONALINFORMATION</b>	<b>Occurrence 0 .. 1</b>
— Remarks	

<ul style="list-style-type: none"> <li>— <i>Heavy and bulky goods indicator</i></li> </ul>	
<b>AGENT</b>	<b>Occurrence 0 .. 1</b>
<ul style="list-style-type: none"> <li>— <i>Name</i></li> <li>— <i>Code</i></li> <li>— <i>Role, coded</i></li> </ul>	
<b>AMENDMENT</b>	<b>Occurrence 0 .. unbounded</b>
<ul style="list-style-type: none"> <li>— <i>Amendment code</i></li> </ul>	
<b>POINTER</b>	<b>Occurrence 1 .. unbounded</b>
<ul style="list-style-type: none"> <li>— <i>Sequence number</i></li> <li>— <i>Document/message section, coded</i></li> <li>— <i>Tag identifier</i></li> </ul>	
<b>SUBCONTRACTOR</b>	<b>Occurrence 0 .. unbounded</b>
<ul style="list-style-type: none"> <li>— <i>Name</i></li> <li>— <i>Code</i></li> </ul>	
<b>ADDRESS</b>	<b>Occurrence 0 .. unbounded</b>
<ul style="list-style-type: none"> <li>— <i>City name</i></li> <li>— <i>Country, coded</i></li> <li>— <i>Street and number/P.O. Box</i></li> <li>— <i>Postcode identification</i></li> </ul>	
<b>CONSIGNMENT</b>	<b>Occurrence 0 .. unbounded</b>
<ul style="list-style-type: none"> <li>— <i>Sequence number</i></li> </ul>	
<b>ATTACHEDDOCUMENTS</b>	<b>Occurrence 0 .. unbounded</b>
<ul style="list-style-type: none"> <li>— <i>Number</i></li> <li>— <i>Issuing date</i></li> <li>— <i>Type, coded</i></li> </ul>	
<b>BINARYFILE</b>	<b>Occurrence 0 .. 1</b>
<ul style="list-style-type: none"> <li>— <i>Identification</i></li> <li>— <i>Title</i></li> <li>— <i>Author name</i></li> <li>— <i>Version</i></li> <li>— <i>File name</i></li> </ul>	
<ul style="list-style-type: none"> <li>— <i>URI</i></li> <li>— <i>MIME</i></li> <li>— <i>Encoding</i></li> <li>— <i>Character set</i></li> <li>— <i>Include binary object</i></li> <li>— <i>Access</i></li> <li>— <i>Description</i></li> <li>— <i>Size</i></li> <li>— <i>Type</i></li> <li>— <i>Hash code</i></li> <li>— <i>Hash code algorithm id</i></li> </ul>	
<b>CONSIGNMENTITEM</b>	<b>Occurrence 1 .. unbounded</b>
<ul style="list-style-type: none"> <li>— <i>Sequence number</i></li> </ul>	
<b>ADDITIONALINFORMATION</b>	<b>Occurrence 0 .. unbounded</b>
<ul style="list-style-type: none"> <li>— <i>Remarks</i></li> </ul>	
<b>GOODS</b>	<b>Occurrence 1 .. 1</b>
<ul style="list-style-type: none"> <li>— <i>Description</i></li> </ul>	

<b>CLASSIFICATION</b>	Occurrence 0 .. unbounded
Code	
Type	
<b>CONSIGNEE</b>	Occurrence 0 .. 1
Name	
Code	
<b>ADDRESS</b>	Occurrence 0 .. 1
City name	
Country, coded	
Street and number/P.O. Box	
Postcode identification	
<b>CONSIGNOR</b>	Occurrence 0 .. 1
Name	
Code	
<b>ADDRESS</b>	Occurrence 0 .. 1
City name	
Country, coded	
Street and number/P.O. Box	
Postcode identification	
<b>DELIVERYDESTINATION</b>	Occurrence 0 .. 1
Name	
<b>ADDRESS</b>	Occurrence 1 .. 1
City name	
Country, coded	
Street and number/P.O. Box	
Postcode identification	
<b>GOODSMEASURE</b>	Occurrence 1 .. 1
Gross weight	
<b>PACKAGING</b>	Occurrence 1 .. 1
Marks and numbers	
Number of packages	
Type, coded	
<b>TRANSPORTEQUIPMENT</b>	Occurrence 0 .. 1
Identification	
<b>UCR</b>	Occurrence 0 .. 1
Identifier	
<b>LOADINGLOCATION</b>	Occurrence 0 .. 1
Name	
<b>NOTIFYPARTY</b>	Occurrence 0 .. 1
Name	
Code	
<b>ADDRESS</b>	Occurrence 0 .. 1
City name	
Country, coded	
Street and number/P.O. Box	
Postcode identification	
<b>CUSTOMSOFFICEOFDEPARTURE</b>	Occurrence 1 .. 1
Code	

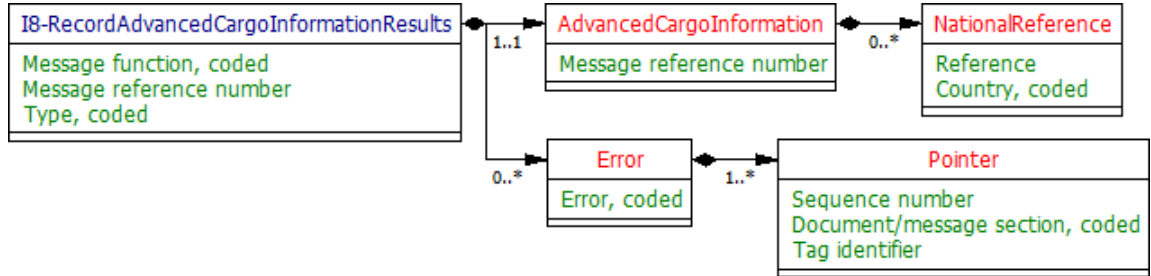
<b>CUSTOMSOFFICEOFDESTINATION</b>	Occurrence 1 .. 1
Code	
<b>TRANSPORTMEANS</b>	Occurrence 1 .. unbounded
Identification	
Type, coded	
Nationality	
Conveyance reference number	
<b>COUNTRYOFROUTING</b>	Occurrence 1 .. unbounded
Sequence number	
Country, coded	
<b>CERTIFICATEOFAPPROVAL</b>	Occurrence 0 .. 1
Number	
Issuing date	
Type, coded	
<b>BINARYFILE</b>	Occurrence 0 .. 1
Identification	
Title	
Author name	
Version	
File name	
URI	
MIME	
Encoding	
Character set	
Include binary object	
Access	
Description	
Size	
Type	
Hash code	
Hash code algorithm id	
<b>TRANSPORTEQUIPMENT</b>	Occurrence 0 .. unbounded
Sequence number	
Size and type identification	
Identification	
<b>SEAL</b>	Occurrence 0 .. unbounded
Sequence number	
Seal number	
Seal type code	
<b>GUARANTEE</b>	Occurrence 0 .. unbounded
Validity	
Reference	
<b>HOLDER</b>	Occurrence 0 .. 1
Name	
Code	
<b>ADDRESS</b>	Occurrence 0 .. 1
City name	
Country, coded	

— Street and number/P.O. Box  
— Postcode identification

h. I8 – Record advanced cargo information results

Figure 3.36: (English Only)

**Record advanced cargo information results UML diagram**

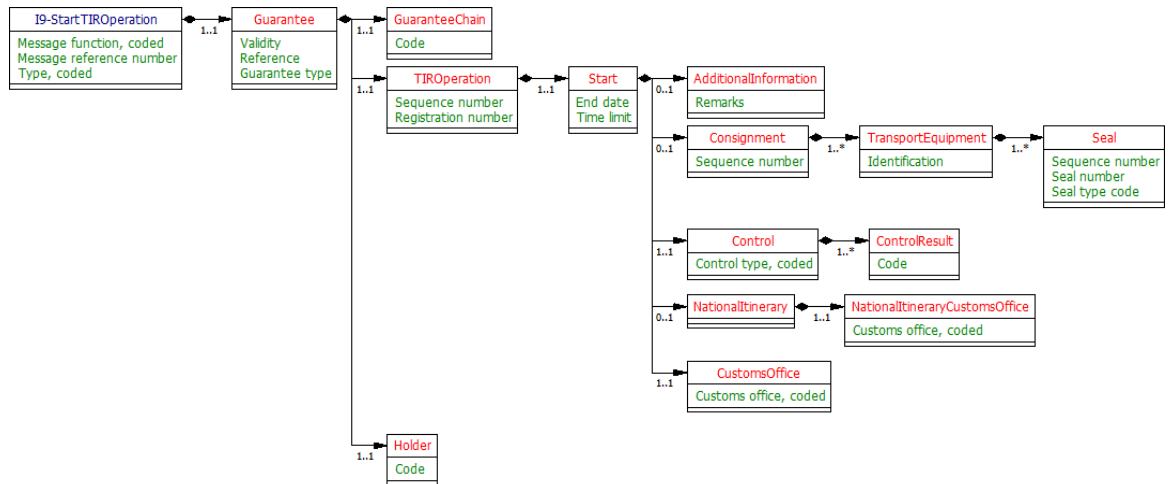


MESSAGE	
— Message function, coded	
— Message reference number	
— Type, coded	
<b>ADVANCEDCARGOINFORMATION</b>	<b>Occurrence 1 .. 1</b>
— Message reference number	
<b>NATIONALREFERENCE</b>	<b>Occurrence 0 .. unbounded</b>
— Reference	
— Country, coded	
<b>ERROR</b>	<b>Occurrence 0 .. unbounded</b>
— Error, coded	
<b>POINTER</b>	<b>Occurrence 1 .. unbounded</b>
— Sequence number	
— Document/message section, coded	
— Tag identifier	

i. I9 – Start TIR operation

Figure 3.37: (English Only)

**Start TIR operation UML diagram**



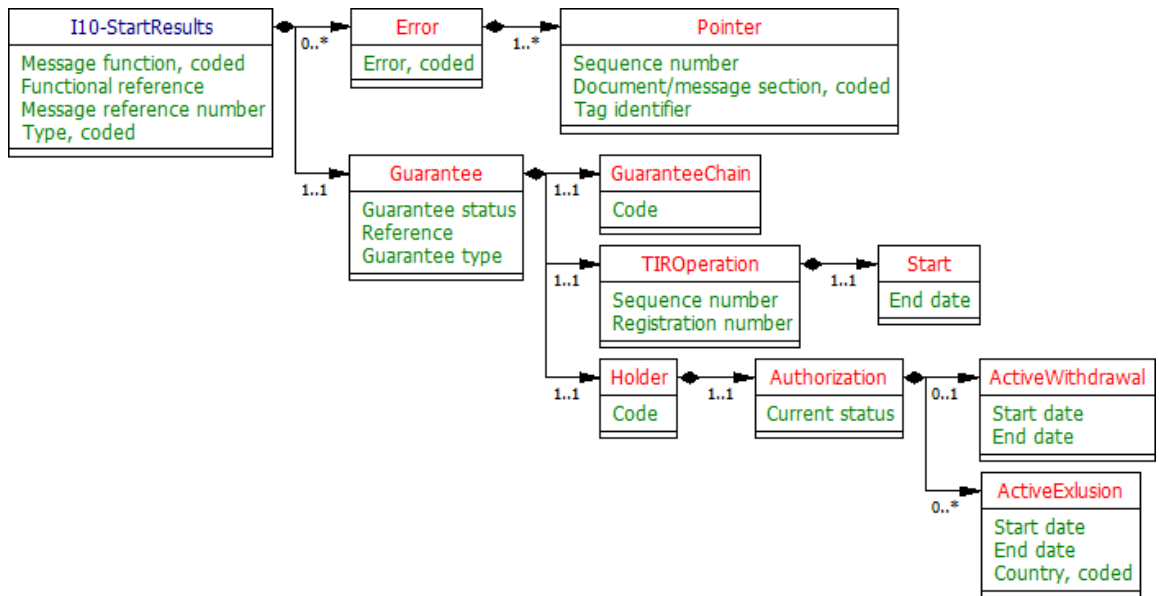
**MESSAGE**

Message function, coded	
Message reference number	
Type, coded	
<b>GUARANTEE</b>	<b>Occurrence 1 .. 1</b>
Validity	
Reference	
Guarantee type	
<b>GUARANTEECHAIN</b>	<b>Occurrence 1 .. 1</b>
Code	
<b>TIROPERATION</b>	<b>Occurrence 1 .. 1</b>
Sequence number	
Registration number	
<b>START</b>	<b>Occurrence 1 .. 1</b>
End date	
Time limit	
<b>ADDITIONALINFORMATION</b>	<b>Occurrence 0 .. 1</b>
Remarks	
<b>CONSIGNMENT</b>	<b>Occurrence 0 .. 1</b>
Sequence number	
<b>TRANSPORTEQUIPMENT</b>	<b>Occurrence 1 .. unbounded</b>
Identification	
<b>SEAL</b>	<b>Occurrence 1 .. unbounded</b>
Sequence number	
Seal number	
Seal type code	
<b>CONTROL</b>	<b>Occurrence 1 .. 1</b>
Control type, coded	
<b>CONTROLRESULT</b>	<b>Occurrence 1 .. unbounded</b>
Code	
<b>NATIONALITINERARY</b>	<b>Occurrence 0 .. 1</b>

<b>NATIONALITINERARYCUSTOMSOFFICE</b>	Occurrence 1 .. 1
<i>Customs office, coded</i>	
<b>CUSTOMSOFFICE</b>	Occurrence 1 .. 1
<i>Customs office, coded</i>	
<b>HOLDER</b>	Occurrence 1 .. 1
<i>Code</i>	

j. I10 – Start results

Figure 3.38: (English Only)  
Start results UML diagram



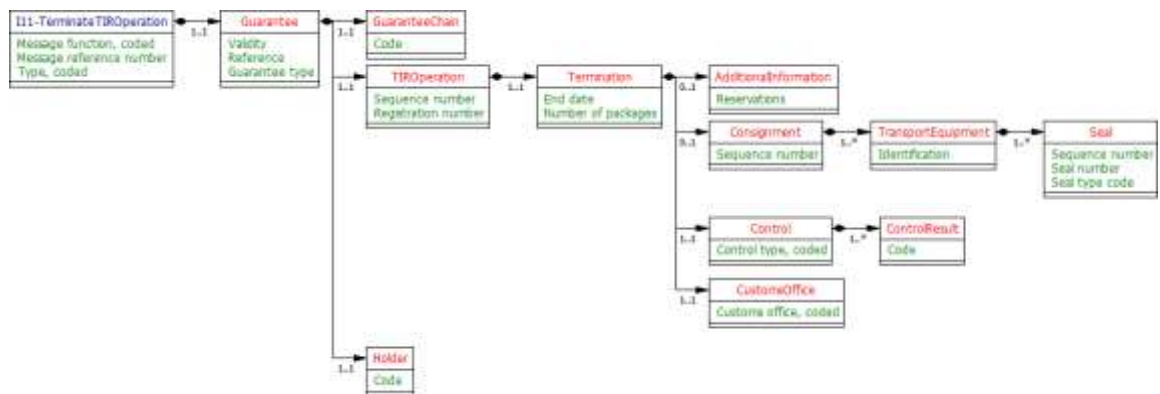
<b>MESSAGE</b>	
<i>Message function, coded</i>	
<i>Functional reference</i>	
<i>Message reference number</i>	
<i>Type, coded</i>	
<b>ERROR</b>	Occurrence 0 .. unbounded
<i>Error, coded</i>	
<b>POINTER</b>	Occurrence 1 .. unbounded
<i>Sequence number</i>	
<i>Document/message section, coded</i>	
<i>Tag identifier</i>	
<b>GUARANTEE</b>	Occurrence 1 .. 1
<i>Guarantee status</i>	
<i>Reference</i>	
<i>Guarantee type</i>	
<b>GUARANTEECHAIN</b>	Occurrence 1 .. 1



Code	
<b>TIROPERATION</b>	<b>Occurrence 1 .. 1</b>
Sequence number	
Registration number	
<b>START</b>	<b>Occurrence 1 .. 1</b>
End date	
<b>HOLDER</b>	<b>Occurrence 1 .. 1</b>
Code	
<b>AUTHORIZATION</b>	<b>Occurrence 1 .. 1</b>
Current status	
<b>ACTIVewithDRAWAL</b>	<b>Occurrence 0 .. 1</b>
Start date	
End date	
<b>ACTIVEEXCLUSION</b>	<b>Occurrence 0 .. unbounded</b>
Start date	
End date	
Country, coded	

k. I11 – Terminate TIR operation

Figure 3.39: (English Only)  
**Terminate TIR operation UML diagram**



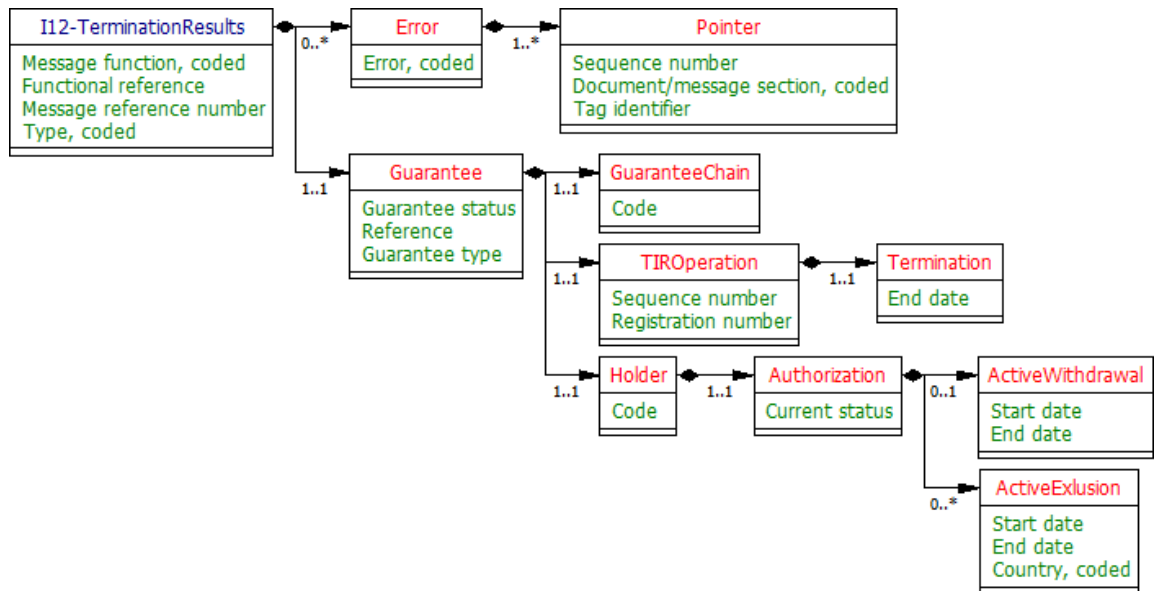
<b>MESSAGE</b>	
Message function, coded	
Message reference number	
Type, coded	
<b>GUARANTEE</b>	<b>Occurrence 1 .. 1</b>
Validity	
Reference	
Guarantee type	
<b>GUARANTEECHAIN</b>	<b>Occurrence 1 .. 1</b>
Code	
<b>TIROPERATION</b>	<b>Occurrence 1 .. 1</b>
Sequence number	

Registration number	
<b>TERMINATION</b>	Occurrence 1 .. 1
End date	
Number of packages	
<b>ADDITIONALINFORMATION</b>	Occurrence 0 .. 1
Reservations	
<b>CONSIGNMENT</b>	Occurrence 0 .. 1
Sequence number	
<b>TRANSPORTEQUIPMENT</b>	Occurrence 1 .. unbounded
Identification	
<b>SEAL</b>	Occurrence 1 .. unbounded
Sequence number	
Seal number	
Seal type code	
<b>CONTROL</b>	Occurrence 1 .. 1
Control type, coded	
<b>CONTROLRESULT</b>	Occurrence 1 .. unbounded
Code	
<b>CUSTOMSOFFICE</b>	Occurrence 1 .. 1
Customs office, coded	
<b>HOLDER</b>	Occurrence 1 .. 1
Code	

1. I12 – Termination results

Figure 3.40: (English Only)

Termination results UML diagram

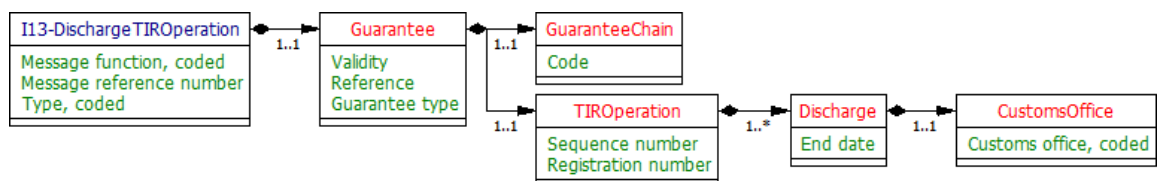


<b>MESSAGE</b>	
— Message function, coded	
— Functional reference	
— Message reference number	
— Type, coded	
<b>ERROR</b>	Occurrence 0 .. unbounded
— Error, coded	
<b>POINTER</b>	Occurrence 1 .. unbounded
— Sequence number	
— Document/message section, coded	
— Tag identifier	
<b>GUARANTEE</b>	Occurrence 1 .. 1
— Guarantee status	
— Reference	
— Guarantee type	
<b>GUARANTEECHAIN</b>	Occurrence 1 .. 1
— Code	
<b>TIROPERATION</b>	Occurrence 1 .. 1
— Sequence number	
— Registration number	
<b>TERMINATION</b>	Occurrence 1 .. 1
— End date	
<b>HOLDER</b>	Occurrence 1 .. 1
— Code	
<b>AUTHORIZATION</b>	Occurrence 1 .. 1
— Current status	
<b>ACTIVWITHDRAWAL</b>	Occurrence 0 .. 1
— Start date	
— End date	
<b>ACTIVEEXCLUSION</b>	Occurrence 0 .. unbounded
— Start date	
— End date	
— Country, coded	

m. I13 – Discharge TIR operation

Figure 3.41: (English Only)

Discharge TIR operation UML diagram



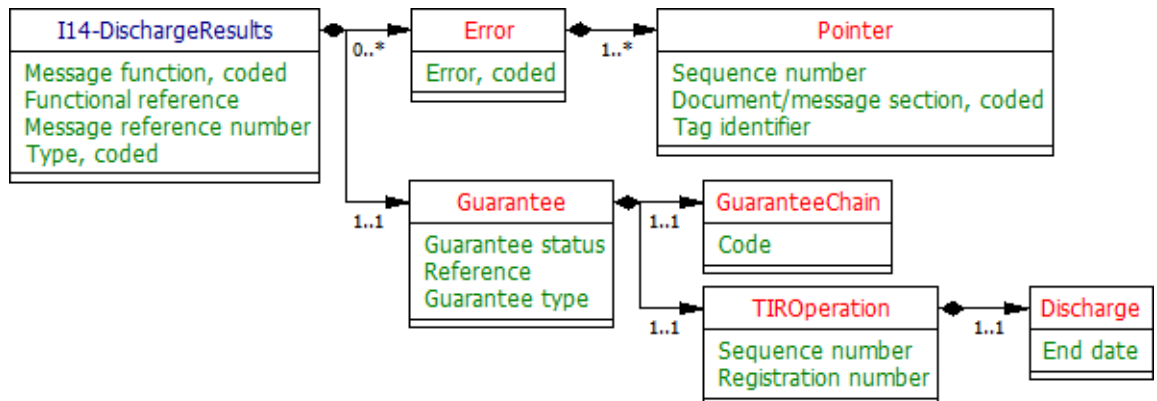
MESSAGE

—Message function, coded	
—Message reference number	
—Type, coded	
<b>GUARANTEE</b>	<b>Occurrence 1 .. 1</b>
—Validity	
—Reference	
—Guarantee type	
<b>GUARANTEECHAIN</b>	<b>Occurrence 1 .. 1</b>
—Code	
<b>TIROPERATION</b>	<b>Occurrence 1 .. 1</b>
—Sequence number	
—Registration number	
<b>DISCHARGE</b>	<b>Occurrence 1 .. unbounded</b>
—End date	
<b>CUSTOMSOFFICE</b>	<b>Occurrence 1 .. 1</b>
—Customs office, coded	

n. I14 – Discharge results

Figure 3.42: (English Only)

**Discharge results UML diagram**



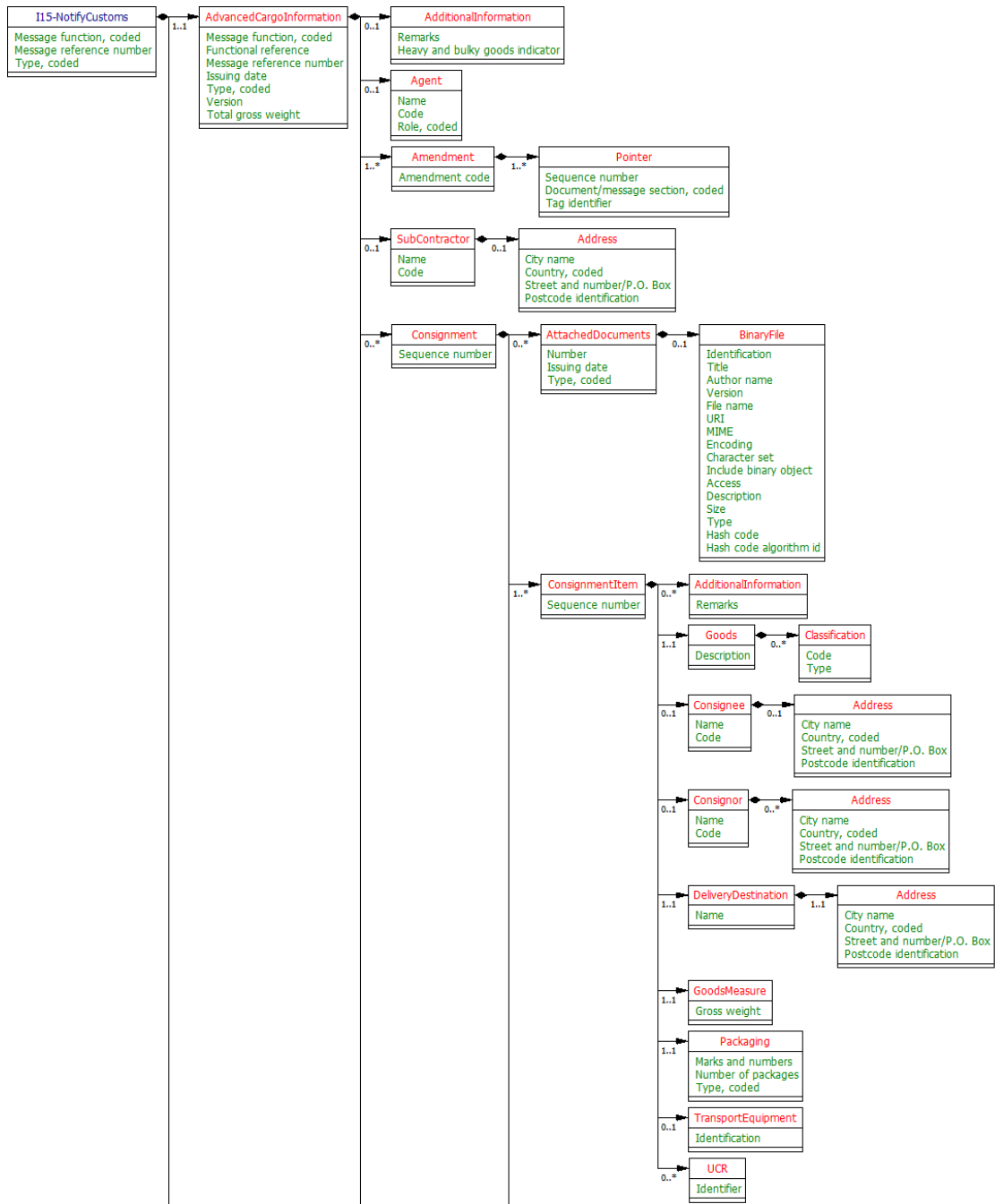
<b>MESSAGE</b>	
—Message function, coded	
—Functional reference	
—Message reference number	
—Type, coded	
<b>ERROR</b>	<b>Occurrence 0 .. unbounded</b>
—Error, coded	
<b>POINTER</b>	<b>Occurrence 1 .. unbounded</b>
—Sequence number	
—Document/message section, coded	
—Tag identifier	
<b>GUARANTEE</b>	<b>Occurrence 1 .. 1</b>

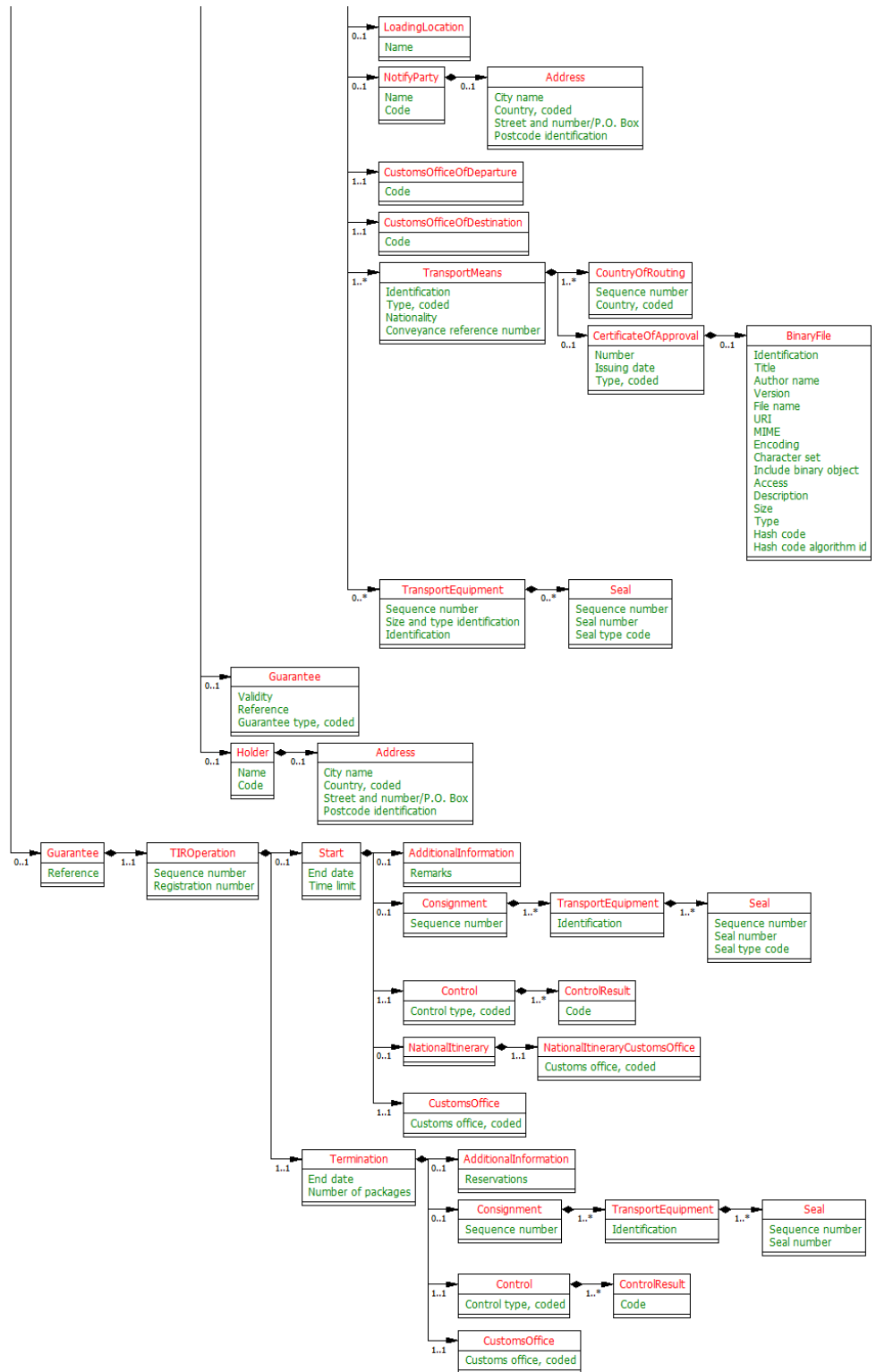
Guarantee status	
Reference	
Guarantee type	
<b>GUARANTEECHAIN</b>	<b>Occurrence 1 .. 1</b>
Code	
<b>TIROPERATION</b>	<b>Occurrence 1 .. 1</b>
Sequence number	
Registration number	
<b>DISCHARGE</b>	<b>Occurrence 1 .. 1</b>
End date	

o. I15 – Notify Customs

Figure 3.43: (English Only)

**Notify Customs UML diagram**





**MESSAGE**

— Message function, coded	
— Message reference number	
— Type, coded	
<b>ADVANCEDCARGOINFORMATION</b>	<b>Occurrence 1 .. 1</b>
— Message function, coded	
— Functional reference	
— Message reference number	
— Issuing date	
— Type, coded	
— Version	
— Total gross weight	
<b>ADDITIONALINFORMATION</b>	<b>Occurrence 0 .. 1</b>
— Remarks	
— Heavy and bulky goods indicator	
<b>AGENT</b>	<b>Occurrence 0 .. 1</b>
— Name	
— Code	
— Role, coded	
<b>AMENDMENT</b>	<b>Occurrence 1 .. unbounded</b>
— Amendment code	
<b>POINTER</b>	<b>Occurrence 1 .. unbounded</b>
— Sequence number	
— Document/message section, coded	
— Tag identifier	
<b>SUBCONTRACTOR</b>	<b>Occurrence 0 .. 1</b>
— Name	
— Code	
<b>ADDRESS</b>	<b>Occurrence 0 .. 1</b>
— City name	
— Country, coded	
— Street and number/P.O. Box	
— Postcode identification	
<b>CONSIGNMENT</b>	<b>Occurrence 0 .. unbounded</b>
— Sequence number	
<b>ATTACHEDDOCUMENTS</b>	<b>Occurrence 0 .. unbounded</b>
— Number	
— Issuing date	
— Type, coded	
<b>BINARYFILE</b>	<b>Occurrence 0 .. 1</b>
— Identification	
— Title	
— Author name	
— Version	
— File name	
— URI	
— MIME	
— Encoding	



—Character set	
—Include binary object	
—Access	
—Description	
—Size	
—Type	
—Hash code	
—Hash code algorithm id	
<b>CONSIGNMENTITEM</b>	<b>Occurrence 1 .. unbounded</b>
—Sequence number	
<b>ADDITIONALINFORMATION</b>	<b>Occurrence 0 .. unbounded</b>
—Remarks	
<b>GOODS</b>	<b>Occurrence 1 .. 1</b>
—Description	
<b>CLASSIFICATION</b>	<b>Occurrence 0 .. unbounded</b>
—Code	
—Type	
<b>CONSIGNEE</b>	<b>Occurrence 0 .. 1</b>
—Name	
—Code	
<b>ADDRESS</b>	<b>Occurrence 0 .. 1</b>
—City name	
—Country, coded	
—Street and number/P.O. Box	
—Postcode identification	
<b>CONSIGNOR</b>	<b>Occurrence 0 .. 1</b>
—Name	
—Code	
<b>ADDRESS</b>	<b>Occurrence 0 .. unbounded</b>
—City name	
—Country, coded	
—Street and number/P.O. Box	
—Postcode identification	
<b>DELIVERYDESTINATION</b>	<b>Occurrence 1 .. 1</b>
—Name	
<b>ADDRESS</b>	<b>Occurrence 1 .. 1</b>
—City name	
—Country, coded	
—Street and number/P.O. Box	
—Postcode identification	
<b>GOODSMEASURE</b>	<b>Occurrence 1 .. 1</b>
—Gross weight	
<b>PACKAGING</b>	<b>Occurrence 1 .. 1</b>
—Marks and numbers	
—Number of packages	
—Type, coded	
<b>TRANSPORTEQUIPMENT</b>	<b>Occurrence 0 .. 1</b>
—Identification	

<b>UCR</b>	Occurrence 0 .. unbounded
Identifier	
<b>LOADINGLOCATION</b>	Occurrence 0 .. 1
Name	
<b>NOTIFYPARTY</b>	Occurrence 0 .. 1
Name	
Code	
<b>ADDRESS</b>	Occurrence 0 .. 1
City name	
Country, coded	
Street and number/P.O. Box	
Postcode identification	
<b>CUSTOMSOFFICEOFDEPARTURE</b>	Occurrence 1 .. 1
Code	
<b>CUSTOMSOFFICEOFDESTINATION</b>	Occurrence 1 .. 1
Code	
<b>TRANSPORTMEANS</b>	Occurrence 1 .. unbounded
Identification	
Type, coded	
Nationality	
Conveyance reference number	
<b>COUNTRYOFROUTING</b>	Occurrence 1 .. unbounded
Sequence number	
Country, coded	
<b>CERTIFICATEOFAPPROVAL</b>	Occurrence 0 .. 1
Number	
Issuing date	
Type, coded	
<b>BINARYFILE</b>	Occurrence 0 .. 1
Identification	
Title	
Author name	
Version	
File name	
URI	
MIME	
Encoding	
Character set	
Include binary object	
Access	
Description	
Size	
Type	
Hash code	
Hash code algorithm id	
<b>TRANSPORTEQUIPMENT</b>	Occurrence 0 .. unbounded
Sequence number	
Size and type identification	

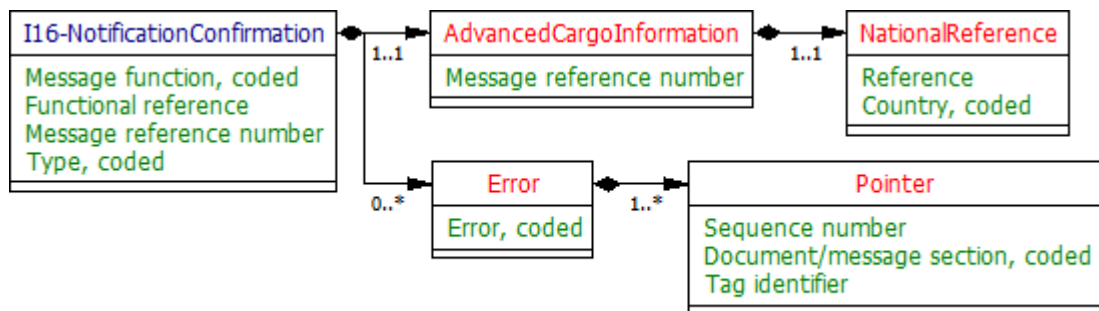
<ul style="list-style-type: none"> <li>— Identification</li> </ul>	
<ul style="list-style-type: none"> <li>— <b>SEAL</b></li> </ul>	Occurrence 0 .. unbounded
<ul style="list-style-type: none"> <li>— Sequence number</li> <li>— Seal number</li> <li>— Seal type code</li> </ul>	
<ul style="list-style-type: none"> <li>— <b>GUARANTEE</b></li> </ul>	Occurrence 0 .. 1
<ul style="list-style-type: none"> <li>— Validity</li> <li>— Reference</li> <li>— Guarantee type, coded</li> </ul>	
<ul style="list-style-type: none"> <li>— <b>HOLDER</b></li> </ul>	Occurrence 0 .. 1
<ul style="list-style-type: none"> <li>— Name</li> <li>— Code</li> </ul>	
<ul style="list-style-type: none"> <li>— <b>ADDRESS</b></li> </ul>	Occurrence 0 .. 1
<ul style="list-style-type: none"> <li>— City name</li> <li>— Country, coded</li> <li>— Street and number/P.O. Box</li> <li>— Postcode identification</li> </ul>	
<ul style="list-style-type: none"> <li>— <b>GUARANTEE</b></li> </ul>	Occurrence 0 .. 1
<ul style="list-style-type: none"> <li>— Reference</li> </ul>	
<ul style="list-style-type: none"> <li>— <b>TIROPERATION</b></li> </ul>	Occurrence 1 .. 1
<ul style="list-style-type: none"> <li>— Sequence number</li> <li>— Registration number</li> </ul>	
<ul style="list-style-type: none"> <li>— <b>START</b></li> </ul>	Occurrence 0 .. 1
<ul style="list-style-type: none"> <li>— End date</li> <li>— Time limit</li> </ul>	
<ul style="list-style-type: none"> <li>— <b>ADDITIONALINFORMATION</b></li> </ul>	Occurrence 0 .. 1
<ul style="list-style-type: none"> <li>— Remarks</li> </ul>	
<ul style="list-style-type: none"> <li>— <b>CONSIGNMENT</b></li> </ul>	Occurrence 0 .. 1
<ul style="list-style-type: none"> <li>— Sequence number</li> </ul>	
<ul style="list-style-type: none"> <li>— <b>TRANSPORTEQUIPMENT</b></li> </ul>	Occurrence 1 .. unbounded
<ul style="list-style-type: none"> <li>— Identification</li> </ul>	
<ul style="list-style-type: none"> <li>— <b>SEAL</b></li> </ul>	Occurrence 1 .. unbounded
<ul style="list-style-type: none"> <li>— Sequence number</li> <li>— Seal number</li> <li>— Seal type code</li> </ul>	
<ul style="list-style-type: none"> <li>— <b>CONTROL</b></li> </ul>	Occurrence 1 .. 1
<ul style="list-style-type: none"> <li>— Control type, coded</li> </ul>	
<ul style="list-style-type: none"> <li>— <b>CONTROLRESULT</b></li> </ul>	Occurrence 1 .. unbounded
<ul style="list-style-type: none"> <li>— Code</li> </ul>	
<ul style="list-style-type: none"> <li>— <b>NATIONALITINERARY</b></li> </ul>	Occurrence 0 .. 1
<ul style="list-style-type: none"> <li>— <b>NATIONALITINERARYCUSTOMSOFFICE</b></li> </ul>	Occurrence 1 .. 1
<ul style="list-style-type: none"> <li>— Customs office, coded</li> </ul>	
<ul style="list-style-type: none"> <li>— <b>CUSTOMSOFFICE</b></li> </ul>	Occurrence 1 .. 1
<ul style="list-style-type: none"> <li>— Customs office, coded</li> </ul>	
<ul style="list-style-type: none"> <li>— <b>TERMINATION</b></li> </ul>	Occurrence 1 .. 1
<ul style="list-style-type: none"> <li>— End date</li> <li>— Number of packages</li> </ul>	
<ul style="list-style-type: none"> <li>— <b>ADDITIONALINFORMATION</b></li> </ul>	Occurrence 0 .. 1

<ul style="list-style-type: none"> <li>— Reservations</li> </ul>	
<ul style="list-style-type: none"> <li>— <b>CONSIGNMENT</b></li> </ul>	Occurrence 0 .. 1
<ul style="list-style-type: none"> <li>— Sequence number</li> </ul>	
<ul style="list-style-type: none"> <li>— <b>TRANSPORTEQUIPMENT</b></li> </ul>	Occurrence 1 .. unbounded
<ul style="list-style-type: none"> <li>— Identification</li> </ul>	
<ul style="list-style-type: none"> <li>— <b>SEAL</b></li> </ul>	Occurrence 1 .. unbounded
<ul style="list-style-type: none"> <li>— Sequence number</li> <li>— Seal number</li> </ul>	
<ul style="list-style-type: none"> <li>— <b>CONTROL</b></li> </ul>	Occurrence 1 .. 1
<ul style="list-style-type: none"> <li>— Control type, coded</li> </ul>	
<ul style="list-style-type: none"> <li>— <b>CONTROLRESULT</b></li> </ul>	Occurrence 1 .. unbounded
<ul style="list-style-type: none"> <li>— Code</li> </ul>	
<ul style="list-style-type: none"> <li>— <b>CUSTOMSOFFICE</b></li> </ul>	Occurrence 1 .. 1
<ul style="list-style-type: none"> <li>— Customs office, coded</li> </ul>	

p. I16 – Notification confirmation

Figure 3.44: (English Only)

Notification confirmation UML diagram



<b>MESSAGE</b>	
—Message function, coded	
—Functional reference	
—Message reference number	
—Type, coded	
<b>ADVANCEDCARGOINFORMATION</b>	<b>Occurrence 1 .. 1</b>
—Message reference number	
<b>NATIONALREFERENCE</b>	<b>Occurrence 1 .. 1</b>
—Reference	
—Country, coded	
<b>ERROR</b>	<b>Occurrence 0 .. unbounded</b>
—Error, coded	
<b>POINTER</b>	<b>Occurrence 1 .. unbounded</b>
—Sequence number	
—Document/message section, coded	
—Tag identifier	

## 3.2.5.3 Message details (English Only)

## 3.2.5.3.1 External messages

## a. E1 – Register guarantee

<b>MESSAGE</b>		
WCO Id/Name	74B	
WCO Desc		Details related to Licenses, Permits, Certificates or Others
<b>ChangeLog</b>	0.1	Removed 'Sender identification' from the Data model. Is technical attribute
<b>Message function, coded</b>		
Format	n..2	
WCO Id/Name	017	
WCO Desc		Code indicating the function of a document
Code list	CL16	Message function code
Status	R	
Restricted code(s)	9	Original
<b>Message reference number</b>		
Format	an..35	
WCO Id/Name	D014	
WCO Desc		Reference number identifying a specific document
<b>ChangeLog</b>	0.2	Format changed from an..14 to an..35
Status	R	
<b>Type, coded</b>		
Format	an..3	
WCO Id/Name	D013	
WCO Desc		Code specifying the name of a document
Code list	CL26	Message type
<b>ChangeLog</b>	0.1	CL06 (Document name code) replaced by CL26 (Message types) Name of CL26 changed from 'Message sub types' to 'Message types'
Restricted code(s)	E1	Register guarantee
Status	R	
<b>GUARANTEE</b>		<b>Occurrence 1 .. 1</b>
WCO Id/Name	90A	
WCO Desc		Details regarding undertaking given in cash, bond or as a written guarantee to ensure that an obligation will be fulfilled, e.g. under a transit procedure
Status	R	
<b>Validity</b>		
Format	an..35	
WCO Id/Name	275	
WCO Desc		The expiry date of the document (e.g. license, visa, permit, certificate)
Status	R	
<b>ChangeLog</b>	0.2	Format changed from n8 to an..17
<b>ChangeLog</b>	0.3	Date format changed to an..35
<b>Issuing date</b>		
Format	an..35	
WCO Id/Name	D011	
WCO Desc		Date at which a document was issued and when appropriate, signed or otherwise authenticated
<b>ChangeLog</b>	0.3	Date format changed to an..35
<b>ChangeLog</b>	0.2	Format changed from n8 to an..17
Status	R	
<b>Reference</b>		
WCO Id/Name	100	
WCO Desc		A reference number to identify the undertaking given as a written guarantee in cash, bond, or by other such means in order to ensure that an obligation will be fulfilled
Format	an..35	
Status	R	

<b>Guarantee type</b>		
WCO Id/Name	101	A code identifying the type of undertaking given as a written guarantee, in cash, bond, or by other such means in order to ensure that an obligation will be fulfilled
WCO Desc		
Format	an..3	
Code list	CL12	Guarantee type code
Status	R	
<b>GUARANTEECHAIN</b>		<b>Occurrence 1 .. 1</b>
WCO Id/Name	19B	Details related to a natural or legal person who accepts responsibility in due legal form for the financial consequences of non-fulfilment of another's obligations to the Customs (CCC)
WCO Desc		
Status	R	
<b>Code</b>		
Format	an..17	
WCO Id/Name	R055	The party who agrees to be responsible for the debt or obligation of another
WCO Desc		
Status	R	
<b>HOLDER</b>		<b>Occurrence 1 .. 1</b>
WCO Id/Name	28B	Details relating to a party accepting liability for goods held or moving under a Customs authorization and - when applicable - a guarantee
WCO Desc		
Status	R	
<b>Code</b>		
Format	an..17	
WCO Id/Name	R002	Identifier of party accepting liability for goods held or moving under a Customs authorization and - when applicable - a guarantee
WCO Desc		
Code list	CL15	International TIR database
Status	R	

## b. E2 – Register results

<b>MESSAGE</b>		
WCO Id/Name	07B	Details of the response message
WCO Desc		
<a href="#">ChangeLog</a>	0.1	Removed 'Sender identification' from the Data model. Is technical attribute.
<a href="#">ChangeLog</a>	0.2	Removed Guarantee class from this message
<b>Message function, coded</b>		
Format	n..2	
WCO Id/Name	017	Code indicating the function of a document
WCO Desc		
Code list	CL16	Message function code
Status	R	
Restricted code(s)	44	Accepted without reserves
Restricted code(s)	27	Not accepted
<b>Functional Reference</b>		
Format	an..35	
Remark		REFERENCE TO THE PREVIOUS MESSAGE
WCO Id/Name	D026	Reference number identifying a specific information exchange
WCO Desc		
Status	R	
<b>Message reference number</b>		
Format	an..35	
WCO Id/Name	D014	Reference number identifying a specific document
WCO Desc		
Status	R	
<a href="#">ChangeLog</a>	0.2	Format changed from an..14 to an..35

<b>Type, coded</b>		
Format	an..3	
Code list	CL26	Message type
<b>ChangeLog</b>	0.1	CL06 (Document name code) replaced by CL26 (Message types) Name of CL26 changed from 'Message sub types' to 'Message types'
Status	R	
Restricted code(s)	E2	Register results
WCO Id/Name	D013	
WCO Desc		Code specifying the name of a document
<b>ERROR</b>		<b>Occurrence 0 .. unbounded</b>
WCO Id/Name	53A	
WCO Desc		Details to identify data validation errors
<b>ChangeLog</b>	0.1	Changed cardinality from 0..1 to 0..unbounded
Status	D	
Condition	C006	
<b>Error, coded</b>		
WCO Id/Name	377	
WCO Desc		Code specifying a data validation error
Format	an..8	
Code list	CL99	Error code
Status	R	
<b>POINTER</b>		<b>Occurrence 1 .. unbounded</b>
WCO Id/Name	97A	
WCO Desc		Details to refer to a functional attribute within a declaration
Status	R	
<b>Sequence number</b>		
WCO Id/Name	006	
WCO Desc		Number indicating the position in a sequence
Format	n..5	
Status	R	
<b>Document/message section, coded</b>		
WCO Id/Name	375	
WCO Desc		Code specifying a section of a document/message
Format	an..3	
Code list	CL18	Message section code (codes to be defined)
Status	R	
<b>Tag identifier</b>		
WCO Id/Name	381	
WCO Desc		Data element tag identifier
Format	an..4	
Code list	CL19	Pointer code (codes to be defined)
Status	R	

## c. E3 – Cancel guarantee

<b>MESSAGE</b>		
WCO Id/Name	74B	
WCO Desc		Details related to Licenses, Permits, Certificates or Others
<b>ChangeLog</b>	0.1	Removed 'Sender identification' from the Data model. Is technical attribute
<b>Message function, coded</b>		
Format	n..2	
WCO Id/Name	017	
WCO Desc		Code indicating the function of a document
Code list	CL16	Message function code
Status	R	
Restricted code(s)	9	Original
<b>Message reference number</b>		
Format	an..35	



WCO Id/Name	D014	
WCO Desc		Reference number identifying a specific document
<a href="#">ChangeLog</a>	0.2	Format changed from an..14 to an..35
Status	R	
<b>Type, coded</b>		
Format	an..3	
WCO Id/Name	D013	
WCO Desc		Code specifying the name of a document
Code list	CL26	Message type
<a href="#">ChangeLog</a>	0.1	CL06 (Document name code) replaced by CL26 (Message types) Name of CL26 changed from 'Message sub types' to 'Message types'
Status	R	
Restricted code(s)	E3	Cancel guarantee
<b>GUARANTEE</b>		<b>Occurrence 1 .. 1</b>
WCO Id/Name	90A	
WCO Desc		Details regarding undertaking given in cash, bond or as a written guarantee to ensure that an obligation will be fulfilled, e.g. under a transit procedure
Status	R	
<b>Cancellation date</b>		
Format	an..35	
WCO Id/Name	373	
WCO Desc		Date and time when the document/message was cancelled
<a href="#">ChangeLog</a>	0.3	Date format changed to an..35
<a href="#">ChangeLog</a>	0.2	Format changed from n8 to an..17
Status	R	
<b>Reference</b>		
WCO Id/Name	100	
WCO Desc		A reference number to identify the undertaking given as a written guarantee in cash, bond, or by other such means in order to ensure that an obligation will be fulfilled
Format	an..35	
Status	R	
<b>Guarantee type</b>		
WCO Id/Name	101	
WCO Desc		A code identifying the type of undertaking given as a written guarantee, in cash, bond, or by other such means in order to ensure that an obligation will be fulfilled
Format	an..3	
Code list	CL12	Guarantee type code
Status	R	
<b>GUARANTEECHAIN</b>		<b>Occurrence 1 .. 1</b>
WCO Id/Name	19B	
WCO Desc		Details related to a natural or legal person who accepts responsibility in due legal form for the financial consequences of non-fulfilment of another's obligations to the Customs (CCC)
Status	R	
<b>Code</b>		
Format	an..17	
WCO Id/Name	R055	
WCO Desc		The party who agrees to be responsible for the debt or obligation of another
Status	R	
<b>HOLDER</b>		<b>Occurrence 1 .. 1</b>
WCO Id/Name	28B	
WCO Desc		Details relating to a party accepting liability for goods held or moving under a Customs authorization and - when applicable - a guarantee
Status	R	
<b>Code</b>		
Format	an..17	
WCO Id/Name	R002	
WCO Desc		Identifier of party accepting liability for goods held or moving under a Customs authorization and - when applicable - a guarantee

Code list	CL15	International TIR database
Status	R	

## d. E4 – Cancellation results

<b>MESSAGE</b>		
WCO Id/Name	07B	
WCO Desc		Details of the response message
<a href="#">ChangeLog</a>	0.2	Removed Guarantee class from this message
<a href="#">ChangeLog</a>	0.1	Removed 'Sender identification' from the Data model. Is technical attribute.
<b>Message function, coded</b>		
Format	n..2	
WCO Id/Name	017	
WCO Desc		Code indicating the function of a document
Code list	CL16	Message function code
Status	R	
Restricted code(s)	27	Not accepted
Restricted code(s)	44	Accepted without reserves
Restricted code(s)	45	Accepted with reserves (pending the termination of the current TIR operation)
<b>Functional Reference</b>		
Format	an..35	
WCO Id/Name	D026	
WCO Desc		Reference number identifying a specific information exchange
Remark		REFERENCE TO THE PREVIOUS MESSAGE
Status	R	
<b>Message reference number</b>		
Format	an..35	
WCO Id/Name	D014	
WCO Desc		Reference number identifying a specific document
Status	R	
<a href="#">ChangeLog</a>	0.2	Format changed from an..14 to an..35
<b>Type, coded</b>		
Format	an..3	
Code list	CL26	Message type
<a href="#">ChangeLog</a>	0.1	CL06 (Document name code) replaced by CL26 (Message types) Name of CL26 changed from 'Message sub types' to 'Message types'
Status	R	
WCO Id/Name	D013	
WCO Desc		Code specifying the name of a document
Restricted code(s)	E4	Cancellation results
<b>ERROR</b> Occurrence 0 .. unbounded		
WCO Id/Name	53A	
WCO Desc		Details to identify data validation errors
<a href="#">ChangeLog</a>	0.1	Changed cardinality from 0..1 to 0..unbounded
Status	D	
Condition	C006	
<b>Error, coded</b>		
WCO Id/Name	377	
WCO Desc		Code specifying a data validation error
Format	an..8	
Code list	CL99	Error code
Status	R	
<b>POINTER</b> Occurrence 1 .. unbounded		
WCO Id/Name	97A	
WCO Desc		Details to refer to a functional attribute within a declaration
Status	R	
<b>Sequence number</b>		
WCO Id/Name	006	
WCO Desc		Number indicating the position in a sequence
Format	n..5	

Status	R	
<b>Document/message section, coded</b>		
WCO Id/Name	375	
WCO Desc		Code specifying a section of a document/message
Format	an..3	
Code list	CL18	Message section code (codes to be defined)
Status	R	
<b>Tag identifier</b>		
WCO Id/Name	381	
WCO Desc		Data element tag identifier
Format	an..4	
Code list	CL19	Pointer code (codes to be defined)
Status	R	

## e. E5 – Query guarantee

<b>MESSAGE</b>		
WCO Id/Name	74B	
WCO Desc		Details related to Licenses, Permits, Certificates or Others
<a href="#">ChangeLog</a>	0.1	Removed 'Sender identification' from the Data model. Is technical attribute
<b>Message function, coded</b>		
Format	n..2	
WCO Id/Name	017	
WCO Desc		Code indicating the function of a document
Code list	CL16	Message function code
Restricted code(s)	9	Original
Status	R	
<b>Message reference number</b>		
Format	an..35	
WCO Id/Name	D014	
WCO Desc		Reference number identifying a specific document
<a href="#">ChangeLog</a>	0.2	Format changed from an..14 to an..35
Status	R	
<b>Type, coded</b>		
Format	an..3	
WCO Id/Name	D013	
WCO Desc		Code specifying the name of a document
Code list	CL26	Message type
<a href="#">ChangeLog</a>	0.1	CL06 (Document name code) replaced by CL26 (Message types) Name of CL26 changed from 'Message sub types' to 'Message types'
Restricted code(s)	E5	Query guarantee
Status	R	
<b>Reply type, coded</b>		
Format	an..3	
WCO Id/Name	D040	
WCO Desc		Code specifying the type of reply required or transmitted
Code list	CL09	Reply type
Status	R	
<a href="#">ChangeLog</a>	0.3	Renamed the code list from 'Message sub type' to 'Reply type'
<a href="#">ChangeLog</a>	0.3	Renamed element name 'Sub type, coded' to 'Reply type, coded'
<a href="#">ChangeLog</a>	0.1	Replaces 'GUARANTEE.Query type' and uses CL09 (Message sub type)
<b>GUARANTEE</b>		
<b>Occurrence 1 .. 1</b>		
WCO Id/Name	90A	
WCO Desc		Details regarding undertaking given in cash, bond or as a written guarantee to ensure that an obligation will be fulfilled, e.g. under a transit procedure
<a href="#">ChangeLog</a>	0.1	Attribute "Query type" removed and replaced by "MESSAGE.Sub type, coded"
Status	R	
<b>Reference</b>		

WCO Id/Name	100	
WCO Desc		A reference number to identify the undertaking given as a written guarantee in cash, bond, or by other such means in order to ensure that an obligation will be fulfilled
Format	an..35	
Status	R	

## f. E6 – Query results

**MESSAGE**

WCO Id/Name	07B	
WCO Desc		Details of the response message
<a href="#">ChangeLog</a>	0.1	Removed 'Sender identification' from the Data model. Is technical attribute.

**Message function, coded**

Format	n..2	
WCO Id/Name	017	
WCO Desc		Code indicating the function of a document
Code list	CL16	Message function code
Status	R	
Restricted code(s)	10	Not found
Restricted code(s)	11	Response

**Functional Reference**

Format	an..35	
WCO Id/Name	D026	
WCO Desc		Reference number identifying a specific information exchange
Remark		REFERENCE TO THE PREVIOUS MESSAGE

**Message reference number**

Format	an..35	
WCO Id/Name	D014	
WCO Desc		Reference number identifying a specific document
Status	R	
<a href="#">ChangeLog</a>	0.2	Format changed from an..14 to an..35

**Type, coded**

Format	an..3	
WCO Id/Name	D013	
WCO Desc		Code specifying the name of a document
Code list	CL26	Message type
<a href="#">ChangeLog</a>	0.1	CL06 (Document name code) replaced by CL26 (Message types) Name of CL26 changed from 'Message sub types' to 'Message types'
Restricted code(s)	E6	Query results
Status	R	

**ERROR****Occurrence 0 .. unbounded**

WCO Id/Name	53A	
WCO Desc		Details to identify data validation errors
<a href="#">ChangeLog</a>	0.1	Changed cardinality from 0..1 to 0..unbounded
Status	D	
Condition	C006	

**Error, coded**

WCO Id/Name	377	
WCO Desc		Code specifying a data validation error
Format	an..8	
Code list	CL99	Error code
Status	R	

**POINTER****Occurrence 1 .. unbounded**

WCO Id/Name	97A	
WCO Desc		Details to refer to a functional attribute within a declaration
Status	R	

**Sequence number**

WCO Id/Name	006	
WCO Desc		Number indicating the position in a sequence

Format	n..5	
Status	R	
<b>Document/message section, coded</b>		
WCO Id/Name	375	
WCO Desc		Code specifying a section of a document/message
Format	an..3	
Code list	CL18	Message section code (codes to be defined)
Status	R	
<b>Tag identifier</b>		
WCO Id/Name	381	
WCO Desc		Data element tag identifier
Format	an..4	
Code list	CL19	Pointer code (codes to be defined)
Status	R	
<b>LPCO</b> <span style="float: right;"><b>Occurrence 1 .. 1</b></span>		
WCO Id/Name	74B	
WCO Desc		Details related to Licenses, Permits, Certificates or Others
<a href="#">ChangeLog</a>	0.1	
Remark		This LPCO class is needed for allingment to the WCO Data model.
Status	R	
<b>GUARANTEE</b> <span style="float: right;"><b>Occurrence 1 .. 1</b></span>		
WCO Id/Name	90A	
WCO Desc		Details regarding undertaking given in cash, bond or as a written guarantee to ensure that an obligation will be fulfilled, e.g. under a transit procedure
Status	R	
<b>Validity</b>		
Format	an..35	
WCO Id/Name	275	
WCO Desc		The expiry date of the document (e.g. license, visa, permit, certificate)
Status	R	
<a href="#">ChangeLog</a>	0.2	Format changed from n8 to an..17
<b>Guarantee status</b>		
Format	an..3	
WCO Id/Name	019	
WCO Desc		Code specifying the status of a document
Code list	CL22	Guarantee status
Status	R	
<b>Reference</b>		
WCO Id/Name	100	
WCO Desc		A reference number to identify the undertaking given as a written guarantee in cash, bond, or by other such means in order to ensure that an obligation will be fulfilled
Format	an..35	
Status	R	
<b>Guarantee type</b>		
WCO Id/Name	101	
WCO Desc		A code identifying the type of undertaking given as a written guarantee, in cash, bond, or by other such means in order to ensure that an obligation will be fulfilled
Format	an..3	
Code list	CL12	Guarantee type code
Status	R	
<b>ADVANCEDCARGOINFORMATION</b> <span style="float: right;"><b>Occurrence 0 .. unbounded</b></span>		
WCO Id/Name	42A	
WCO Desc		Any statement or action, in any form prescribed or accepted by the Governmental Agency, giving information or particulars required by the Governmental Agency
Status	O	
<b>Message reference number</b>		
Format	an..35	

WCO Id/Name	D014	
WCO Desc		Reference number identifying a specific document
Remark		Document reference number, assigned by the Government
Status	R	
<b>Issuing date</b>		
Format	an..35	
WCO Id/Name	D011	
WCO Desc		Date at which a document was issued and when appropriate, signed or otherwise authenticated
ChangeLog	0.3	Date format changed to an..35
ChangeLog	0.3	Changed the attribute name from 'Date' to 'Issuing date'.
Status	R	
<b>Total gross weight</b>		
WCO Id/Name	131	
WCO Desc		Weight (mass) of goods including packaging but excluding the carrier's equipment for a document
Format	n..16,6	
SAFE information	Yes	
Status	O	
<b>ADDITIONALINFORMATION</b>		<b>Occurrence 0 .. 1</b>
WCO Id/Name	03A	
WCO Desc		Special request to government from declarant to take or not to take action
Status	D	
Condition	C008	
ChangeLog	0.3	Status changed from Required (R) to Conditional (D). Added Condition C008
<b>Remarks</b>		
WCO Id/Name	105	
WCO Desc		Free text field available to the message sender for information
Format	an..512	
Status	R	
<b>Heavy and bulky goods indicator</b>		
WCO Id/Name	226	
WCO Desc		Coded form of an additional statement
Format	an..17	
Code list	CL14	Indicator
Status	R	
<b>AGENT</b>		<b>Occurrence 0 .. unbounded</b>
WCO Id/Name	05A	
WCO Desc		Person authorised to act on behalf of another party
Status	O	
SAFE information	Yes	
<b>Name</b>		
Format	an..70	
WCO Id/Name	R003	
WCO Desc		Name and address of a party authorised to act on behalf of another party
ChangeLog	0.3	Added 'Name' to the Agent class
Status	D	
Condition	C001	
<b>Code</b>		
Format	an..17	
WCO Id/Name	R004	
WCO Desc		Identification of a party authorised to act on behalf of another party
Status	D	
Condition	C001	
ChangeLog	0.3	Status changed from Required (R) to Dependent (C) New Condition C001
<b>Role, coded</b>		
Format	an..3	
WCO Id/Name	R005	
WCO Desc		Code giving specific meaning to a party

Code list	CL02	Party role codes
Status	R	
<b>AMENDMENT</b>		<b>Occurrence 0 .. unbounded</b>
WCO Id/Name	06A	
WCO Desc		Details for updating declaration data. Can cover the whole WCO Data Model
Status	D	
Condition	C008	
<a href="#">ChangeLog</a>	0.3	Changed Condition C008
<i>Amendment code</i>		
WCO Id/Name	099	
WCO Desc		Code specifying the reason for a change
Format	an..3	
Code list	CL17	Amendment code
Status	R	
<b>POINTER</b>		<b>Occurrence 1 .. unbounded</b>
WCO Id/Name	97A	
WCO Desc		Details to refer to a functional attribute within a declaration
Status	R	
<i>Sequence number</i>		
WCO Id/Name	006	
WCO Desc		Number indicating the position in a sequence
Format	n..5	
Status	R	
<i>Document/message section, coded</i>		
WCO Id/Name	375	
WCO Desc		Code specifying a section of a document/message
Format	an..3	
Code list	CL18	Message section code (codes to be defined)
Status	R	
<i>Tag identifier</i>		
WCO Id/Name	381	
WCO Desc		Data element tag identifier
Format	an..4	
Code list	CL19	Pointer code (codes to be defined)
Status	R	
<b>SUBCONTRACTOR</b>		<b>Occurrence 0 .. 1</b>
WCO Id/Name	18A	
WCO Desc		Name and address details of the party undertaking or arranging transport of goods between named points
Status	O	
<i>Name</i>		
Format	an..70	
WCO Id/Name	R011	
WCO Desc		Name [and address] of party providing the transport of goods between named points
Status	D	
Condition	C001	
<i>Code</i>		
Format	an..17	
WCO Id/Name	R012	
WCO Desc		To identify a party providing the transport of goods between named points
Code list	CL15	International TIR database
Status	D	
Condition	C001	
<b>ADDRESS</b>		<b>Occurrence 0 .. unbounded</b>
WCO Id/Name	04A	
WCO Desc		Details relating to an address
Status	D	
Condition	C001	
<i>City name</i>		

WCO Id/Name	241		
WCO Desc		Name of a city	
Format	an..35		
Status	R		
<b>Country, coded</b>			
WCO Id/Name	242		
WCO Desc		Identification of the name of the country or other geographical entity as specified in ISO 3166 and UN/ECE Rec 3	
Format	a2		
Code list	CL04	Country name code	
Status	R		
<b>Street and number/P.O. Box</b>			
WCO Id/Name	239		
WCO Desc		Specification of the postal delivery point such as street and number or post office box	
Format	an..70		
Status	R		
<b>Postcode identification</b>			
WCO Id/Name	245		
WCO Desc		Code specifying a postal zone or address	
Format	an..9		
Status	R		
<b>CONSIGNMENT</b>		<b>Occurrence 0 .. unbounded</b>	
WCO Id/Name	28A		
WCO Desc		Details about the transport between a consignor and a consignee as specified in the transport contract document	
Status	D		
Condition	C008		
<a href="#">ChangeLog</a>	0.3	Status changed from Required (R) to Conditional (D). Added Condition C008	
<b>Sequence number</b>			
WCO Id/Name	006		
WCO Desc		Number indicating the position in a sequence	
Format	n..5		
Status	R		
<b>ATTACHEDDOCUMENTS</b>		<b>Occurrence 0 .. unbounded</b>	
WCO Id/Name	02A		
WCO Desc		Details related to additional documents supplied as part of a declaration or sought as part of a response	
Remark		Also needed for EX1, not in Objecteering	
Status	O		
<b>Number</b>			
Format	an..35		
WCO Id/Name	D005		
WCO Desc		Identifier of a document providing additional information	
Status	R		
<b>Issuing date</b>			
Format	an..35		
WCO Id/Name	D002		
WCO Desc		Date at which an additional document was issued and when appropriate, signed or otherwise authenticated	
<a href="#">ChangeLog</a>	0.3	Date format changed to an..35	
Status	R		
<b>Type, coded</b>			
Format	an..3		
WCO Id/Name	D006		
WCO Desc		Code specifying the name of an additional document	
Code list	CL06	Document name code	
Status	R		
<b>BINARYFILE</b>		<b>Occurrence 0 .. 1</b>	



WCO Id/Name	72B	
WCO Desc		A computer file or program stored in a binary format
Status	O	
<b>Identification</b>		
WCO Id/Name	M001	
WCO Desc		A unique identifier for this binary file
Format	an..256	
Status	R	
<b>Title</b>		
WCO Id/Name	M002	
WCO Desc		A title, expressed as text, for this binary file
Format	an..256	
Status	R	
<b>Author name</b>		
WCO Id/Name	M003	
WCO Desc		An author name, expressed as text, of this binary file
Format	an..70	
Status	O	
<b>Version</b>		
WCO Id/Name	M004	
WCO Desc		A unique version identifier for this binary file
Format	an..17	
Status	O	
<b>File name</b>		
WCO Id/Name	M005	
WCO Desc		A file name, expressed as text, of this binary file
Format	an..256	
Status	O	
<b>URI</b>		
WCO Id/Name	M006	
WCO Desc		A unique Uniform Resource Identifier (URI) for this binary file
Format	an..2048	
Status	O	
<b>MIME</b>		
WCO Id/Name	M007	
WCO Desc		A code specifying the Multipurpose Internet Mail Extensions (MIME) type for this binary file
Format	an..70	
Status	O	
<b>Encoding</b>		
WCO Id/Name	M008	
WCO Desc		A code specifying the encoding of this binary file
Format	an..17	
Status	O	
<b>Character set</b>		
WCO Id/Name	M009	
WCO Desc		A code specifying the character set for this binary file
Format	n..17	
Status	O	
<b>Include binary object</b>		
WCO Id/Name	M010	
WCO Desc		An included binary object for this binary file
Format	N/A	
Remark		M010, Binary File Included Binary Object: To be used instead of D030 (Binary Image). D030 is marked for deletion in version 3.4!
Status	O	
<b>Access</b>		
WCO Id/Name	M011	
WCO Desc		Access information, expressed as text, for this binary file such as security and download parameters
Format	an..256	

Status	O		
<b>Description</b>			
WCO Id/Name	M012		
WCO Desc		A textual description of this binary file	
Format	an..256		
Status	O		
<b>Size</b>			
WCO Id/Name	M013		
WCO Desc		A measure of the size of this binary file	
Format	n..16,6		
Status	O		
<b>Type</b>			
WCO Id/Name	M014		
WCO Desc		The code specifying the type of binary file, such as photo, spreadsheet	
Format	an..6		
Status	O		
<b>Hash code</b>			
WCO Id/Name	M015		
WCO Desc		Hash code of the linked document	
Format	an..256		
Status	O		
<b>Hash code algorithm id</b>			
WCO Id/Name	M016		
WCO Desc		Code indicating the algorithm used to calculate the hash code (e.g. MD5, ..)	
Format	an..6		
Status	O		
<b>CONSIGNMENTITEM</b>		<b>Occurrence 1 .. unbounded</b>	
WCO Id/Name	29A		
WCO Desc		Details of an item in a consignment	
Status	R		
<b>Sequence number</b>			
WCO Id/Name	006		
WCO Desc		Number indicating the position in a sequence	
Format	n..5		
Status	R		
<b>ADDITIONALINFORMATION</b>		<b>Occurrence 0 .. unbounded</b>	
WCO Id/Name	03A		
WCO Desc		Special request to government from declarant to take or not to take action	
Status	O		
<b>Remarks</b>			
WCO Id/Name	105		
WCO Desc		Free text field available to the message sender for information	
Format	an..512		
Status	R		
<b>GOODS</b>		<b>Occurrence 1 .. 1</b>	
WCO Id/Name	23A		
WCO Desc		Details about the properties of the goods	
Status	R		
<b>Description</b>			
WCO Id/Name	138		
WCO Desc		Plain language description of the cargo of a means of transport, in general terms only	
Format	an..256		
Status	D		
Condition	C004		
<b>CLASSIFICATION</b>		<b>Occurrence 0 .. unbounded</b>	
WCO Id/Name	21A		
WCO Desc		Details about the non-commercial categorization of a commodity by a standard-setting organization	
Status	O		

<p><b>Code</b></p> <p>WCO Id/Name 145</p> <p>WCO Desc</p> <p>The non-commercial categorization of a commodity by a standard-setting organization</p> <p>Format an..18</p> <p>Status R</p>	
<p><b>Type</b></p> <p>WCO Id/Name 337</p> <p>WCO Desc</p> <p>A qualifier to describe the commodity classification, e.g. Harmonized Tariff Schedule (HTS), Export Control Classification Code (ECCC), UNDG Code list, International Code of Zoological Nomenclature (ICZN)</p> <p>Format an..3</p> <p>Code list CL03</p> <p>Status R</p> <p>Item type identification code</p>	
<p><b>CONSIGNEE</b></p> <p>WCO Id/Name 27A</p> <p>WCO Desc</p> <p>Status O</p> <p>Name and address details of the party to which goods are consigned</p>	<b>Occurrence 0 .. 1</b>
<p><b>Name</b></p> <p>Format an..70</p> <p>WCO Id/Name R014</p> <p>WCO Desc</p> <p>Status D</p> <p>Condition C001</p> <p>Name [and address] of party to which goods are consigned</p>	
<p><b>Code</b></p> <p>Format an..17</p> <p>WCO Id/Name R015</p> <p>WCO Desc</p> <p>Status D</p> <p>Condition C001</p> <p>Identifier of party to which goods are consigned</p>	
<p><b>ADDRESS</b></p> <p>WCO Id/Name 04A</p> <p>WCO Desc</p> <p>Status D</p> <p>Condition C001</p> <p>Details relating to an address</p>	<b>Occurrence 0 .. unbounded</b>
<p><b>City name</b></p> <p>WCO Id/Name 241</p> <p>WCO Desc</p> <p>Format an..35</p> <p>Status R</p> <p>Name of a city</p>	
<p><b>Country, coded</b></p> <p>WCO Id/Name 242</p> <p>WCO Desc</p> <p>Identification of the name of the country or other geographical entity as specified in ISO 3166 and UN/ECE Rec 3</p> <p>Format a2</p> <p>Code list CL04</p> <p>Status R</p> <p>Country name code</p>	
<p><b>Street and number/P.O. Box</b></p> <p>WCO Id/Name 239</p> <p>WCO Desc</p> <p>Specification of the postal delivery point such as street and number or post office box</p> <p>Format an..70</p> <p>Status R</p>	
<p><b>Postcode identification</b></p> <p>WCO Id/Name 245</p> <p>WCO Desc</p> <p>Code specifying a postal zone or address</p> <p>Format an..9</p> <p>Status R</p>	
<p><b>CONSIGNOR</b></p>	<b>Occurrence 0 .. 1</b>

WCO Id/Name	30A		
WCO Desc		Name and address details of the party which, by contract with a carrier, consigns or sends goods with the carrier, or has them conveyed by him	
Status	O		
<b>Name</b>			
Format	an..70		
WCO Id/Name	R020		
WCO Desc		Name of the party consigning goods as stipulated in the transport contract by the party ordering transport	
Status	D		
Condition	C001		
<b>Code</b>			
Format	an..17		
WCO Id/Name	R021		
WCO Desc		To identify the party consigning goods as stipulated in the transport contract by the party ordering transport	
Status	D		
Condition	C001		
<b>ADDRESS</b>		<b>Occurrence 0 .. unbounded</b>	
WCO Id/Name	04A		
WCO Desc		Details relating to an address	
Status	D		
Condition	C001		
<b>City name</b>			
WCO Id/Name	241		
WCO Desc		Name of a city	
Format	an..35		
Status	R		
<b>Country, coded</b>			
WCO Id/Name	242		
WCO Desc		Identification of the name of the country or other geographical entity as specified in ISO 3166 and UN/ECE Rec 3	
Format	a2		
Code list	CL04	Country name code	
Status	R		
<b>Street and number/P.O. Box</b>			
WCO Id/Name	239		
WCO Desc		Specification of the postal delivery point such as street and number or post office box	
Format	an..70		
Status	R		
<b>Postcode identification</b>			
WCO Id/Name	245		
WCO Desc		Code specifying a postal zone or address	
Format	an..9		
Status	R		
<b>DELIVERYDESTINATION</b>		<b>Occurrence 0 .. 1</b>	
WCO Id/Name	44A		
WCO Desc		The party to which goods are to be delivered	
Status	O		
<b>Name</b>			
Format	an..70		
WCO Id/Name	R027		
WCO Desc		Name and address of the party to which goods are to be delivered. Address, region and/or country as required by national legislation or according to national requirements	
Status	R		
<b>ADDRESS</b>		<b>Occurrence 1 .. 1</b>	
WCO Id/Name	04A		
WCO Desc		Details relating to an address	
Status	R		

<b>City name</b>		
WCO Id/Name	241	
WCO Desc		Name of a city
Format	an..35	
Status	R	
<b>Country, coded</b>		
WCO Id/Name	242	
WCO Desc		Identification of the name of the country or other geographical entity as specified in ISO 3166 and UN/ECE Rec 3
Format	a2	
Code list	CL04	Country name code
Status	R	
<b>Street and number/P.O. Box</b>		
WCO Id/Name	239	
WCO Desc		Specification of the postal delivery point such as street and number or post office box
Format	an..70	
Status	R	
<b>Postcode identification</b>		
WCO Id/Name	245	
WCO Desc		Code specifying a postal zone or address
Format	an..9	
Status	R	
<b>GOODSMEASURE</b>		<b>Occurrence 1 .. 1</b>
WCO Id/Name	65A	
WCO Desc		Details about the goods weight, quantities, and amounts
Status	R	
<b>Gross weight</b>		
WCO Id/Name	126	
WCO Desc		Weight of line item including packaging but excluding the transport equipment
Format	n..16,6	
Status	R	
<b>PACKAGING</b>		<b>Occurrence 1 .. 1</b>
WCO Id/Name	93A	
WCO Desc		Details related to packaging
Status	R	
<b>Marks and numbers</b>		
WCO Id/Name	142	
WCO Desc		Free form description of the marks and numbers on a transport unit or package
Format	an..512	
Status	R	
<b>Number of packages</b>		
WCO Id/Name	144	
WCO Desc		Number of individual items packaged in such a way that they cannot be divided without first undoing the packing
Format	n..8	
Status	R	
<b>Type, coded</b>		
WCO Id/Name	141	
WCO Desc		Code specifying the type of package of an item
Format	an..2	
Status	R	
<b>TRANSPORTEQUIPMENT</b>		<b>Occurrence 0 .. 1</b>
WCO Id/Name	31B	
WCO Desc		Details of Transport equipment used for the consignment
<b>ChangeLog</b>	0.1	The attributes 'Seal number' and 'Size and type identification' moved to 'Consignment. TransportEquipment.Seals' and 'Consignment.TransportEquipment' class.
Status	D	
Condition	C003	
<b>Identification</b>		

WCO Id/Name	159	
WCO Desc		Marks (letters and/or numbers) which identify equipment e.g. unit load device
Format	an..17	
<a href="#">ChangeLog</a>	0.1	Also added to Consignment level.
Status	R	
<b>UCR</b>		<b>Occurrence 0 .. unbounded</b>
WCO Id/Name	35B	
WCO Desc		Unique Trader Reference such as UCR
Status	O	
<b>Identifier</b>		
WCO Id/Name	016	
WCO Desc		Unique number assigned to goods being subject to cross border transactions
Format	an..35	
Status	R	
<b>LOADINGLOCATION</b>		<b>Occurrence 0 .. unbounded</b>
WCO Id/Name	83A	
WCO Desc		Place at which the goods (consignments) are loaded on to the active means of transport
Status	O	
<b>Name</b>		
Format	an..256	
WCO Id/Name	L009	
WCO Desc		Name of a seaport, airport, freight terminal, rail station or other place at which goods are loaded onto the means of transport being used for their carriage
Status	R	
<b>NOTIFYPARTY</b>		<b>Occurrence 0 .. unbounded</b>
WCO Id/Name	89A	
WCO Desc		Details related to a party to be notified
Status	O	
<b>Name</b>		
Format	an..70	
WCO Id/Name	R045	
WCO Desc		Name [and address] of party to be notified
Status	D	
Condition	C001	
<b>Code</b>		
Format	an..17	
WCO Id/Name	R046	
WCO Desc		Identification of a party to be notified
Status	D	
Condition	C001	
<b>ADDRESS</b>		<b>Occurrence 0 .. unbounded</b>
WCO Id/Name	04A	
WCO Desc		Details relating to an address
Status	D	
Condition	C001	
<b>City name</b>		
WCO Id/Name	241	
WCO Desc		Name of a city
Format	an..35	
Status	R	
<b>Country, coded</b>		
WCO Id/Name	242	
WCO Desc		Identification of the name of the country or other geographical entity as specified in ISO 3166 and UN/ECE Rec 3
Format	a2	
Code list	CL04	Country name code
Status	R	
<b>Street and number/P.O. Box</b>		

WCO Id/Name	239	
WCO Desc		Specification of the postal delivery point such as street and number or post office box
Format	an..70	
Status	R	
<b>Postcode identification</b>		
WCO Id/Name	245	
WCO Desc		Code specifying a postal zone or address
Format	an..9	
Status	R	
<b>CUSTOMSOFFICEOFDEPARTURE</b>		<b>Occurrence 1 .. 1</b>
WCO Id/Name	25B	
WCO Desc		Details relating to the place at which the goods depart under customs control of a transit procedure
Status	R	
<b>Code</b>		
Format	an..17	
WCO Id/Name	L087	
WCO Desc		Identification of the place at which the goods depart under Customs control of transit procedure
Code list	CL13	Customs offices database (to be developed)
Status	R	
<b>CUSTOMSOFFICEOFDESTINATION</b>		<b>Occurrence 1 .. 1</b>
WCO Id/Name	26B	
WCO Desc		Place at which the goods are destined under Customs control of transit procedure
Status	R	
<b>Code</b>		
Format	an..17	
WCO Id/Name	L008	
WCO Desc		Identification of the place at which the goods are destined under Customs control of transit procedure
Code list	CL13	Customs offices database (to be developed)
Status	R	
<b>TRANSPORTMEANS</b>		<b>Occurrence 1 .. unbounded</b>
WCO Id/Name	29B	
WCO Desc		Details relating to a means of transport for transit
Status	R	
<b>Identification</b>		
Format	an..25	
WCO Id/Name	T007	
WCO Desc		Name to identify the means of transport used for transit
Status	R	
<b>Type, coded</b>		
Format	an..4	
WCO Id/Name	T011	
WCO Desc		Means and mode of transport used for transit, coded
Code list	CL05	Transport means description code
Status	R	
<b>Nationality</b>		
Format	a2	
WCO Id/Name	T015	
WCO Desc		Nationality of the active means of transport used for transit, coded
Code list	CL04	Country name code
SAFE information	Yes	
Status	R	
<b>Conveyance reference number</b>		
WCO Id/Name	149	
WCO Desc		To identify a journey of a means of transport, for example voyage number, flight number, trip number
Format	an..17	

Status	O	
<b>COUNTRYOFROUTING</b>		<b>Occurrence 1 .. unbounded</b>
WCO Id/Name	81A	
WCO Desc		Details of the itinerary of the means of transport
<b>ChangeLog</b>	0.1	New Rule R001
Rule	R001	
Rule	R001	
Status	R	
<b>Sequence number</b>		
WCO Id/Name	006	
WCO Desc		Number indicating the position in a sequence
Format	n..5	
<b>ChangeLog</b>	0.1	Added sequence to the Itinerary class
Status	R	
<b>Country, coded</b>		
WCO Id/Name	064	
WCO Desc		Identification of a country through which goods or passengers are routed between the country of original departure and final destination
Format	a2	
Code list	CL04	Country name code
SAFE information	Yes	
Status	R	
<b>CERTIFICATEOFAPPROVAL</b>		<b>Occurrence 0 .. 1</b>
WCO Id/Name	02A	
WCO Desc		Details related to additional documents supplied as part of a declaration or sought as part of a response
Status	O	
<b>Number</b>		
Format	an..35	
WCO Id/Name	D005	
WCO Desc		Identifier of a document providing additional information
Status	R	
<b>Issuing date</b>		
Format	an..35	
WCO Id/Name	D002	
WCO Desc		Date at which an additional document was issued and when appropriate, signed or otherwise authenticated
<b>ChangeLog</b>	0.3	Date format changed to an..35
<b>ChangeLog</b>	0.3	Changed the attribute name from 'Date' to 'Issuing date'.
Status	R	
<b>Type, coded</b>		
Format	an..3	
WCO Id/Name	D006	
WCO Desc		Code specifying the name of an additional document
Code list	CL06	Document name code
Status	R	
<b>BINARYFILE</b>		<b>Occurrence 0 .. 1</b>
WCO Id/Name	72B	
WCO Desc		A computer file or program stored in a binary format
Status	O	
<b>Identification</b>		
WCO Id/Name	M001	
WCO Desc		A unique identifier for this binary file
Format	an..256	
Status	R	
<b>Title</b>		
WCO Id/Name	M002	
WCO Desc		A title, expressed as text, for this binary file
Format	an..256	
Status	R	
<b>Author name</b>		



WCO Id/Name	M003	
WCO Desc		An author name, expressed as text, of this binary file
Format	an..70	
Status	O	
<b>Version</b>		
WCO Id/Name	M004	
WCO Desc		A unique version identifier for this binary file
Format	an..17	
Status	O	
<b>File name</b>		
WCO Id/Name	M005	
WCO Desc		A file name, expressed as text, of this binary file
Format	an..256	
Status	O	
<b>URI</b>		
WCO Id/Name	M006	
WCO Desc		A unique Uniform Resource Identifier (URI) for this binary file
Format	an..2048	
Status	O	
<b>MIME</b>		
WCO Id/Name	M007	
WCO Desc		A code specifying the Multipurpose Internet Mail Extensions (MIME) type for this binary file
Format	an..70	
Status	O	
<b>Encoding</b>		
WCO Id/Name	M008	
WCO Desc		A code specifying the encoding of this binary file
Format	an..17	
Status	O	
<b>Character set</b>		
WCO Id/Name	M009	
WCO Desc		A code specifying the character set for this binary file
Format	n..17	
Status	O	
<b>Include binary object</b>		
WCO Id/Name	M010	
WCO Desc		An included binary object for this binary file
Format	N/A	
Remark		M010, Binary File Included Binary Object: To be used instead of D030 (Binary Image). D030 is marked for deletion in version 3.4!
Status	O	
<b>Access</b>		
WCO Id/Name	M011	
WCO Desc		Access information, expressed as text, for this binary file such as security and download parameters
Format	an..256	
Status	O	
<b>Description</b>		
WCO Id/Name	M012	
WCO Desc		A textual description of this binary file
Format	an..256	
Status	O	
<b>Size</b>		
WCO Id/Name	M013	
WCO Desc		A measure of the size of this binary file
Format	n..16,6	
Status	O	
<b>Type</b>		
WCO Id/Name	M014	
WCO Desc		The code specifying the type of binary file, such as photo, spreadsheet

Format	an..6	
Status	O	
<b>Hash code</b>		
WCO Id/Name	M015	
WCO Desc		Hash code of the linked document
Format	an..256	
Status	O	
<b>Hash code algorithm id</b>		
WCO Id/Name	M016	
WCO Desc		Code indicating the algorithm used to calculate the hash code (e.g. MD5, ..)
Format	an..6	
Status	O	
<b>TRANSPORTEQUIPMENT</b>		<b>Occurrence 0 .. unbounded</b>
WCO Id/Name	31B	
WCO Desc		Details of Transport equipment used for the consignment
<b>ChangeLog</b>	0.1	Added new Class "TransportEquipment"
Status	D	
Condition	C003	
<b>Sequence number</b>		
WCO Id/Name	006	
WCO Desc		Number indicating the position in a sequence
Format	n..5	
Status	R	
<b>ChangeLog</b>	0.1	Added new data element 'Sequence'.
<b>Size and type identification</b>		
WCO Id/Name	152	
WCO Desc		Code specifying the characteristics, i.e. size and type of a piece of transport equipment
Format	an..4	
Code list	CL01	Equipment size and type description code
<b>ChangeLog</b>	0.1	Data element moved from ConsignmentItem.TransportEquipment
Status	R	
<b>Identification</b>		
WCO Id/Name	159	
WCO Desc		Marks (letters and/or numbers) which identify equipment e.g. unit load device
Format	an..17	
<b>ChangeLog</b>	0.1	Also added to Consignment level.
Status	R	
<b>SEAL</b>		<b>Occurrence 0 .. unbounded</b>
WCO Id/Name	44B	
WCO Desc		A device used to secure an object and protect from unauthorized entry or tampering such as a seal affixed to a piece of transport equipment
<b>ChangeLog</b>	0.1	Added new SEAL class
Status	O	
<b>Sequence number</b>		
WCO Id/Name	006	
WCO Desc		Number indicating the position in a sequence
Format	n..5	
Status	R	
Rule	R003	
Rule	R004	
<b>Seal number</b>		
WCO Id/Name	165	
WCO Desc		The identification number of a seal affixed to a piece of transport equipment
Format	an..35	
Status	R	
Rule	R005	
<b>Seal type code</b>		
WCO Id/Name	407	
WCO Desc		The code specifying the type of seal applied on a unit of transport equipment
Format	an..3	

Code list	CL08	Seal type code
Status	O	
<b>GUARANTEE</b>		<b>Occurrence 0 .. 1</b>
WCO Id/Name	92B	
WCO Desc		Details regarding undertaking given in cash, bond or as a written guarantee to ensure that an obligation will be fulfilled, e.g. under a transit procedure, related to a declaration
Status	D	
Condition	C008	
ChangeLog	0.3	Status changed from Required (R) to Conditional (D). Added Condition C008
<b>Validity</b>		
Format	an..35	
WCO Id/Name	275	
WCO Desc		The expiry date of the document (e.g. license, visa, permit, certificate)
ChangeLog	0.2	Format changed from n8 to an..17
ChangeLog	0.3	Date format changed to an..35
Status	R	
<b>Reference</b>		
WCO Id/Name	100	
WCO Desc		Details regarding undertaking given in cash, bond or as a written guarantee to ensure that an obligation will be fulfilled, e.g. under a transit procedure
Format	an..35	
Status	R	
<b>Guarantee type, coded</b>		
WCO Id/Name	101	
WCO Desc		Codes specifying details regarding undertaking given in cash, bond or as a written guarantee to ensure that an obligation will be fulfilled, e.g. under a transit procedure
Format	an..3	
Code list	CL12	Guarantee type code
Status	R	
<b>NATIONALREFERENCE</b>		<b>Occurrence 0 .. unbounded</b>
WCO Id/Name	91B	
WCO Desc		Details related to a national reference
ChangeLog	0.3	Added the National Reference class to this message
Status	O	
<b>Reference</b>		
WCO Id/Name	446	
WCO Desc		Reference under which a government has registered information
Format	an..35	
Status	R	
<b>Country, coded</b>		
WCO Id/Name	450	
WCO Desc		Identification of the name of the national reference issuing country or other geographical entity as specified in ISO 3166 and UN/ECE Rec 3
Format	a2	
Code list	CL04	Country name code
Status	R	
<b>HOLDER</b>		<b>Occurrence 0 .. 1</b>
WCO Id/Name	28B	
WCO Desc		Details relating to a party accepting liability for goods held or moving under a Customs authorization and - when applicable - a guarantee
Status	D	
Condition	C008	
ChangeLog	0.3	Status changed from Required (R) to Conditional (D). Added Condition C008
<b>Name</b>		
Format	an..70	
WCO Id/Name	R001	
WCO Desc		Name [and address] of party accepting liability for goods held or moving under a Customs authorization and - when applicable - a guarantee

Status	O		
<b>Code</b>			
Format	an..17		
WCO Id/Name	R002		
WCO Desc		Identifier of party accepting liability for goods held or moving under a Customs authorization and - when applicable - a guarantee	
Code list	CL15		International TIR database
Status	R		
<b>ADDRESS</b>			<b>Occurrence 0 .. 1</b>
WCO Id/Name	04A		
WCO Desc		Details relating to an address	
Status	O		
<b>City name</b>			
WCO Id/Name	241		
WCO Desc		Name of a city	
Format	an..35		
Status	R		
<b>Country, coded</b>			
WCO Id/Name	242		
WCO Desc		Identification of the name of the country or other geographical entity as specified in ISO 3166 and UN/ECE Rec 3	
Format	a2		
Code list	CL04		Country name code
Status	R		
<b>Street and number/P.O. Box</b>			
WCO Id/Name	239		
WCO Desc		Specification of the postal delivery point such as street and number or post office box	
Format	an..70		
Status	R		
<b>Postcode identification</b>			
WCO Id/Name	245		
WCO Desc		Code specifying a postal zone or address	
Format	an..9		
Status	R		
<b>GUARANTEECHAIN</b>			<b>Occurrence 1 .. 1</b>
WCO Id/Name	19B		
WCO Desc		Details related to a natural or legal person who accepts responsibility in due legal form for the financial consequences of non-fulfilment of another's obligations to the Customs (CCC)	
Status	R		
<b>Code</b>			
Format	an..17		
WCO Id/Name	R055		
WCO Desc		The party who agrees to be responsible for the debt or obligation of another	
Status	R		
<b>TIROPERATION</b>			<b>Occurrence 0 .. unbounded</b>
WCO Id/Name	78B		
WCO Desc		Details related to a transit operation	
Status	O		
<b>Sequence number</b>			
WCO Id/Name	006		
WCO Desc		Number indicating the position in a sequence	
Format	n..5		
Status	R		
<b>Registration number</b>			
WCO Id/Name	443		
WCO Desc		Number under which a transit operation is nationally/regionally registered	
Format	an..35		
Status	R		
<b>OPERATIONSTART</b>			<b>Occurrence 0 .. 1</b>

WCO Id/Name	80B		
WCO Desc		Details related to the start of an operation	
Status	O		
<b>End date</b>			
WCO Id/Name	356		
WCO Desc		Date and or time at which a specified event is completed	
Format	an..35		
ChangeLog	0.3	Date format changed to an..35	
ChangeLog	0.3	Changed the attribute name from 'Date' to 'End date'.	
Status	R		
<b>Time limit date</b>			
WCO Id/Name	264		
WCO Desc		Date and time by when the event has to be completed	
Format	an..35		
ChangeLog	0.3	Date format changed to an..35	
ChangeLog	0.3	Changed the attribute name from 'Time date' to 'Time limit date'.	
Status	O		
<b>ADDITIONALINFORMATION</b>		<b>Occurrence 0 .. unbounded</b>	
WCO Id/Name	03A		
WCO Desc		Special request to government from declarant to take or not to take action	
Status	O		
<b>Remarks</b>			
WCO Id/Name	105		
WCO Desc		Free text field available to the message sender for information	
Format	an..512		
Status	R		
<b>CONSIGNMENT</b>		<b>Occurrence 0 .. 1</b>	
WCO Id/Name	28A		
WCO Desc		Details about the transport between a consignor and a consignee as specified in the transport contract document	
Status	O		
Rule	R007		
Rule	R006		
ChangeLog	0.1	Removed ConsignmentItem class. Seals information is provided under Consignment.TransportEquipment.Seals New Rules: R006 and R007	
ChangeLog	0.3	Cardinality changed from 0..* to 0..1 to align with rule R007 and avoid having to repeat the seals information.	
<b>Sequence number</b>			
WCO Id/Name	006		
WCO Desc		Number indicating the position in a sequence	
Format	n..5		
Status	R		
<b>TRANSPORTEQUIPMENT</b>		<b>Occurrence 1 .. unbounded</b>	
WCO Id/Name	31B		
WCO Desc		Details of Transport equipment used for the consignment	
ChangeLog	0.1	Added new TransportEquipment class	
Status	R		
<b>Identification</b>			
WCO Id/Name	159		
WCO Desc		Marks (letters and/or numbers) which identify equipment e.g. unit load device	
Format	an..17		
Status	R		
<b>SEAL</b>		<b>Occurrence 1 .. unbounded</b>	
WCO Id/Name	44B		
WCO Desc		A device used to secure an object and protect from unauthorized entry or tampering such as a seal affixed to a piece of transport equipment	
ChangeLog	0.1	Added new SEAL class	
Status	R		
<b>Sequence number</b>			

WCO Id/Name	006		
WCO Desc		Number indicating the position in a sequence	
Format	n..5		
Status	R		
Rule	R003		
Rule	R004		
<b>Seal number</b>			
WCO Id/Name	165		
WCO Desc		The identification number of a seal affixed to a piece of transport equipment	
Format	an..35		
Status	R		
Rule	R005		
<b>Seal type code</b>			
WCO Id/Name	407		
WCO Desc		The code specifying the type of seal applied on a unit of transport equipment	
Format	an..3		
Code list	CL08	Seal type code	
Status	O		
<b>CONTROL</b>		<b>Occurrence 1 .. unbounded</b>	
WCO Id/Name	38A		
WCO Desc		Details relating to (Governmental) examination	
Status	R		
<b>Control type, coded</b>			
WCO Id/Name	449		
WCO Desc		The type of Governmental examination, coded	
Format	an..3		
Code list	CL25	Control type code	
Status	R		
<b>CONTROLRESULT</b>		<b>Occurrence 1 .. 1</b>	
WCO Id/Name	83B		
WCO Desc		Details related to the outcome of (Governmental) examination	
Status	R		
<b>Code</b>			
WCO Id/Name	444		
WCO Desc		Code indicating the results of a control	
Format	an..3		
Code list	CL24	Control result code	
Status	R		
<b>NATIONALITINERARY</b>		<b>Occurrence 0 .. unbounded</b>	
WCO Id/Name	81A		
WCO Desc		Details of the itinerary of the means of transport	
Status	O		
<b>NATIONALITINERARYCUSTOMSOFFICE</b>		<b>Occurrence 1 .. 1</b>	
WCO Id/Name	82B		
WCO Desc		Details identifying the government agency office related to the itinerary	
Status	R		
<b>Customs office, coded</b>			
Format	an..17		
WCO Id/Name	G009		
WCO Desc		Government Agency Name, coded	
Code list	CL13	Customs offices database (to be developed)	
Status	R		
<b>CUSTOMSOFFICE</b>		<b>Occurrence 1 .. 1</b>	
WCO Id/Name	81B		
WCO Desc		Details identifying the government agency office where the transit operation starts	
Remark		Customs office where the TIR operation is started.	
Status	R		
<b>Customs office, coded</b>			
Format	an..17		

WCO Id/Name	G008	
WCO Desc		Code of the Customs office starting a transit operation
Code list	CL13	Customs offices database (to be developed)
Status	R	
<b>TERMINATION</b>		<b>Occurrence 0 .. 1</b>
WCO Id/Name	84B	
WCO Desc		Details related to the termination of an operation
Status	O	
<b>End date</b>		
WCO Id/Name	356	
WCO Desc		Date and or time at which a specified event is completed
Format	an..35	
<b>ChangeLog</b>	0.3	Date format changed to an..35
<b>ChangeLog</b>	0.3	Changed the attribute name from 'Date' to 'End date'.
Status	R	
<b>Number of packages</b>		
WCO Id/Name	144	
WCO Desc		Number of individual items packaged in such a way that they cannot be divided without first undoing the packing
Format	n..8	
Status	R	
<b>ADDITIONALINFORMATION</b>		<b>Occurrence 0 .. unbounded</b>
WCO Id/Name	03A	
WCO Desc		Special request to government from declarant to take or not to take action
Status	O	
<b>Reservations</b>		
WCO Id/Name	105	
WCO Desc		Free text field available to the message sender for information
Format	an..512	
Status	R	
<b>CONSIGNMENT</b>		<b>Occurrence 0 .. 1</b>
WCO Id/Name	28A	
WCO Desc		Details about the transport between a consignor and a consignee as specified in the transport contract document
Status	O	
Rule	R006	
Rule	R007	
<b>ChangeLog</b>	0.1	Removed ConsignmentItem class. Seals information is provided under Consignment.TransportEquipment.Seals New Rules: R006 and R007
<b>ChangeLog</b>	0.3	Cardinality changed from 0..* to 0..1 to align with rule R007 and avoid having to repeat the seals information.
<b>Sequence number</b>		
WCO Id/Name	006	
WCO Desc		Number indicating the position in a sequence
Format	n..5	
Status	R	
<b>TRANSPORTEQUIPMENT</b>		<b>Occurrence 1 .. unbounded</b>
WCO Id/Name	31B	
WCO Desc		Details of Transport equipment used for the consignment
<b>ChangeLog</b>	0.1	Added new TransportEquipment class
Status	R	
<b>Identification</b>		
WCO Id/Name	159	
WCO Desc		Marks (letters and/or numbers) which identify equipment e.g. unit load device
Format	an..17	
Status	R	
<b>SEAL</b>		<b>Occurrence 1 .. unbounded</b>
WCO Id/Name	44B	
WCO Desc		A device used to secure an object and protect from unauthorized entry or tampering such as a seal affixed to a piece of transport equipment

<a href="#">ChangeLog</a>	0.1	Added new SEAL class
<b>Sequence number</b>		
WCO Id/Name	006	
WCO Desc		Number indicating the position in a sequence
Format	n..5	
Rule	R003	
Rule	R004	
<b>Seal number</b>		
WCO Id/Name	165	
WCO Desc		The identification number of a seal affixed to a piece of transport equipment
Format	an..35	
Status	R	
Rule	R006	
<b>Seal type code</b>		
WCO Id/Name	407	
WCO Desc		The code specifying the type of seal applied on a unit of transport equipment
Format	an..3	
Code list	CL08	Seal type code
Status	O	
<b>CONTROL</b>		<b>Occurrence 1 .. unbounded</b>
WCO Id/Name	38A	
WCO Desc		Details relating to (Governmental) examination
Status	R	
<b>Control type, coded</b>		
WCO Id/Name	449	
WCO Desc		The type of Governmental examination, coded
Format	an..3	
Code list	CL25	Control type code
Status	R	
<b>CONTROLRESULT</b>		<b>Occurrence 1 .. 1</b>
WCO Id/Name	83B	
WCO Desc		Details related to the outcome of (Governmental) examination
Status	R	
<b>Code</b>		
WCO Id/Name	444	
WCO Desc		Code indicating the results of a control
Format	an..3	
Code list	CL24	Control result code
Status	R	
<b>CUSTOMSOFFICE</b>		<b>Occurrence 1 .. 1</b>
WCO Id/Name	85B	
WCO Desc		Details identifying the government agency office where the transit operation terminates
Remark		Customs office where the TIR operation is terminated.
Status	R	
<b>Customs office, coded</b>		
Format	an..17	
WCO Id/Name	G010	
WCO Desc		To identify the termination office
Code list	CL13	Customs offices database (to be developed)
Status	R	
<b>DISCHARGE</b>		<b>Occurrence 0 .. unbounded</b>
WCO Id/Name	86B	
WCO Desc		Details related to the discharge of an operation
Status	O	
<b>End date</b>		
WCO Id/Name	356	
WCO Desc		Date and or time at which a specified event is completed
Format	an..35	
<a href="#">ChangeLog</a>	0.3	Date format changed to an..35
<a href="#">ChangeLog</a>	0.3	Changed the attribute name from 'Date' to 'End date'.



Status	R	
<b>CUSTOMSOFFICE</b>		<b>Occurrence 1 .. 1</b>
WCO Id/Name	87B	
WCO Desc		Details identifying the government agency office related to the transit operation
Remark		Customs office where the TIR operation is discharged.
Status	R	
<i>Customs office, coded</i>		
Format	an..17	
WCO Id/Name	G011	
WCO Desc		Government Agency Name, coded
Code list	CL13	Customs offices database (to be developed)
Status	R	
<b>HOLDER</b>		<b>Occurrence 1 .. 1</b>
WCO Id/Name	28B	
WCO Desc		Details relating to a party accepting liability for goods held or moving under a Customs authorization and - when applicable - a guarantee
Status	R	
<i>Name</i>		
Format	an..70	
WCO Id/Name	R001	
WCO Desc		Name [and address] of party accepting liability for goods held or moving under a Customs authorization and - when applicable - a guarantee
Status	R	
<i>Code</i>		
Format	an..17	
WCO Id/Name	R002	
WCO Desc		Identifier of party accepting liability for goods held or moving under a Customs authorization and - when applicable - a guarantee
Code list	CL15	International TIR database
Status	R	
<b>ADDRESS</b>		<b>Occurrence 1 .. 1</b>
WCO Id/Name	04A	
WCO Desc		Details relating to an address
Status	R	
<i>City name</i>		
WCO Id/Name	241	
WCO Desc		Name of a city
Format	an..35	
Status	R	
<i>Country, coded</i>		
WCO Id/Name	242	
WCO Desc		Identification of the name of the country or other geographical entity as specified in ISO 3166 and UN/ECE Rec 3
Format	a2	
Code list	CL04	Country name code
Status	R	
<i>Street and number/P.O. Box</i>		
WCO Id/Name	239	
WCO Desc		Specification of the postal delivery point such as street and number or post office box
Format	an..70	
Status	R	
<i>Postcode identification</i>		
WCO Id/Name	245	
WCO Desc		Code specifying a postal zone or address
Format	an..9	
Status	R	
<b>AUTHORIZATIONCERTIFICATE</b>		<b>Occurrence 1 .. 1</b>
WCO Id/Name	88B	
WCO Desc		Details related to authorization certificates
Status	R	

<b>Current status</b>		
Format	an..3	
WCO Id/Name	445	
WCO Desc		Code indicating the status of an authorization certificate
Code list	CL23	Holder status
Status	R	
<b>ACTIVewithDRAWAL</b>		<b>Occurrence 0 .. 1</b>
WCO Id/Name	90B	
WCO Desc		Details related to the withdrawal of an authorization
Status	O	
<b>Start date</b>		
WCO Id/Name	276	
WCO Desc		The effective date of the document (e.g. license, visa, permit, certificate)
Format	an..35	
<a href="#">ChangeLog</a>	0.2	Format changed from n8 to an..17
<a href="#">ChangeLog</a>	0.3	Date format changed to an..35
<a href="#">ChangeLog</a>	0.3	Changed the attribute name from 'Start' to 'Start date'.
Status	R	
<b>End date</b>		
WCO Id/Name	275	
WCO Desc		The expiry date of the document (e.g. license, visa, permit, certificate)
Format	an..35	
<a href="#">ChangeLog</a>	0.2	Format changed from n8 to an..17
eTIR Extension		Format will be changed in WCO DM version 3.4 from n8 to an..17
<a href="#">ChangeLog</a>	0.3	Date format changed to an..35
<a href="#">ChangeLog</a>	0.3	Changed the attribute name from 'End' to 'End date'.
Status	O	
<b>ACTIVeEXCLUSION</b>		<b>Occurrence 0 .. unbounded</b>
WCO Id/Name	89B	
WCO Desc		Details related to an exclusion
Status	O	
<b>Start date</b>		
WCO Id/Name	276	
WCO Desc		The effective date of the document (e.g. license, visa, permit, certificate)
Format	an..35	
<a href="#">ChangeLog</a>	0.2	Format changed from n8 to an..17
eTIR Extension		Format will be changed in WCO DM version 3.4 from n8 to an..17
<a href="#">ChangeLog</a>	0.3	Date format changed to an..35
<a href="#">ChangeLog</a>	0.3	Changed the attribute name from 'Start' to 'Start date'.
Status	R	
<b>End date</b>		
WCO Id/Name	275	
WCO Desc		The expiry date of the document (e.g. license, visa, permit, certificate)
Format	an..35	
<a href="#">ChangeLog</a>	0.2	Format changed from n8 to an..17
eTIR Extension		Format will be changed in WCO DM version 3.4 from n8 to an..17
<a href="#">ChangeLog</a>	0.3	Date format changed to an..35
<a href="#">ChangeLog</a>	0.3	Changed the attribute name from 'End' to 'End date'.
Status	O	
<b>Country, coded</b>		
WCO Id/Name	447	
WCO Desc		To identify the country of exclusion
Format	a2	
Code list	CL04	Country name code
Status	R	

g. E7 – Notify guarantee chain

**MESSAGE**

WCO Id/Name	74B	
WCO Desc		Details related to Licenses, Permits, Certificates or Others
<a href="#">ChangeLog</a>	0.1	Removed 'Sender identification' from the Data model. Is technical attribute.
<a href="#">ChangeLog</a>	0.1	Replaces 'NOTIFICATION.Code' and uses CL09 (Sub type, coded)
<b>Message function, coded</b>		
Format	n..2	
WCO Id/Name	017	
WCO Desc		Code indicating the function of a document
Code list	CL16	Message function code
Status	R	
Restricted code(s)	T1	New Advanced Cargo Information
Restricted code(s)	T2	Updated Advanced Cargo Information
Restricted code(s)	T3	New start of operation
Restricted code(s)	T4	New termination of operation
Restricted code(s)	T5	New discharge of operation
<a href="#">ChangeLog</a>	0.3	Replaces data element 'Sub type, coded'
<a href="#">ChangeLog</a>	0.3	Code '9' (Original) is replaced by the (temporary) codes T1, T2, T3, T4 and T5. Final codes will be available after UN/CEFACT added those codes to the UN Code list 1225.
<b>Message reference number</b>		
Format	an..35	
WCO Id/Name	D014	
WCO Desc		Reference number identifying a specific document
<a href="#">ChangeLog</a>	0.2	Format changed from an..14 to an..35
Status	R	
<b>Type, coded</b>		
Format	an..3	
WCO Id/Name	D013	
WCO Desc		Code specifying the name of a document
Code list	CL26	Message type
<a href="#">ChangeLog</a>	0.1	CL06 (Document name code) replaced by CL26 (Message types) Name of CL26 changed from 'Message sub types' to 'Message types'
Status	R	
Restricted code(s)	E7	Notify guarantee chain
<b>GUARANTEE</b>		<b>Occurrence 1 .. 1</b>
WCO Id/Name	90A	
WCO Desc		Details regarding undertaking given in cash, bond or as a written guarantee to ensure that an obligation will be fulfilled, e.g. under a transit procedure
<a href="#">ChangeLog</a>	0.1	Removed Notification class. The attribute 'Code' is replaced by MESSAGE.Sub type, coded.
Status	R	
<b>Reference</b>		
WCO Id/Name	100	
WCO Desc		A reference number to identify the undertaking given as a written guarantee in cash, bond, or by other such means in order to ensure that an obligation will be fulfilled
Format	an..35	
Status	R	

## h. E8 – Notification confirmation

<b>MESSAGE</b>		
WCO Id/Name	07B	
WCO Desc		Details of the response message
<a href="#">ChangeLog</a>	0.2	Removed Guarantee class from this message
<a href="#">ChangeLog</a>	0.1	Removed 'Sender identification' from the Data model. Is technical attribute.
<b>Message function, coded</b>		
Format	n..2	
WCO Id/Name	017	
WCO Desc		Code indicating the function of a document
Code list	CL16	Message function code
Restricted code(s)	11	Response

Status	R	
<b>Functional Reference</b>		
Format	an..35	
WCO Id/Name	D026	
WCO Desc		Reference number identifying a specific information exchange
Remark		REFERENCE TO THE PREVIOUS MESSAGE
Status	R	
<b>Message reference number</b>		
Format	an..35	
WCO Id/Name	D014	
WCO Desc		Reference number identifying a specific document
<a href="#">ChangeLog</a>	0.2	Format changed from an..14 to an..35
Status	R	
<b>Type, coded</b>		
Format	an..3	
WCO Id/Name	D013	
WCO Desc		Code specifying the name of a document
Code list	CL26	Message type
<a href="#">ChangeLog</a>	0.1	CL06 (Document name code) replaced by CL26 (Message types) Name of CL26 changed from 'Message sub types' to 'Message types'
Status	R	
Restricted code(s)	E8	Notification confirmation
<b>ERROR</b>		<b>Occurrence 0 .. unbounded</b>
WCO Id/Name	53A	
WCO Desc		Details to identify data validation errors
<a href="#">ChangeLog</a>	0.1	Changed cardinality from 0..1 to 0..unbounded
Status	D	
Condition	C006	
<b>Error, coded</b>		
WCO Id/Name	377	
WCO Desc		Code specifying a data validation error
Format	an..8	
Code list	CL99	Error code
Status	R	
<b>POINTER</b>		<b>Occurrence 1 .. unbounded</b>
WCO Id/Name	97A	
WCO Desc		Details to refer to a functional attribute within a declaration
Status	R	
<b>Sequence number</b>		
WCO Id/Name	006	
WCO Desc		Number indicating the position in a sequence
Format	n..5	
Status	R	
<b>Document/message section, coded</b>		
WCO Id/Name	375	
WCO Desc		Code specifying a section of a document/message
Format	an..3	
Code list	CL18	Message section code (codes to be defined)
Status	R	
<b>Tag identifier</b>		
WCO Id/Name	381	
WCO Desc		Data element tag identifier
Format	an..4	
Code list	CL19	Pointer code (codes to be defined)
Status	R	

## i. E9 – Advanced cargo information

<b>MESSAGE</b>		
WCO Id/Name	42A	
WCO Desc		Any statement or action, in any form prescribed or accepted by the Governmental Agency, giving information or particulars required by the Governmental Agency
<b>ChangeLog</b>	0.1	Removed 'Sender identification' from the Data model. Is technical attribute.
<b>Message function, coded</b>		
Format	n..2	
WCO Id/Name	017	
WCO Desc		Code indicating the function of a document
Status	R	
Restricted code(s)	1	Cancellation
Restricted code(s)	4	Change
Restricted code(s)	9	Original
<b>ChangeLog</b>	0.3	Added restricted code '1' (Cancellation). This code makes it possible to cancel the Declaration.
<b>Functional reference</b>		
Format	an..35	
WCO Id/Name	D026	
WCO Desc		Reference number identifying a specific information exchange
Remark		Document reference number, assigned by the Trader
<b>ChangeLog</b>	0.3	Added 'Functional reference' to allow Declaration updates and cancellations to make reference to the original Declaration.
Status	D	
Condition	C008	
<b>Message reference number</b>		
Format	an..35	
WCO Id/Name	D014	
WCO Desc		Reference number identifying a specific document
Remark		Document reference number, assigned by the Government
<b>ChangeLog</b>	0.2	Format changed from an..14 to an..35
Status	R	
<b>Issuing date</b>		
Format	an..35	
WCO Id/Name	D011	
WCO Desc		Date at which a document was issued and when appropriate, signed or otherwise authenticated
<b>ChangeLog</b>	0.3	Date format changed to an..35
<b>ChangeLog</b>	0.3	Changed the attribute name from 'Date' to 'Issuing date'.
Status	R	
<b>Type, coded</b>		
Format	an..3	
WCO Id/Name	D013	
WCO Desc		Code specifying the name of a document
<b>ChangeLog</b>	0.1	CL06 (Document name code) replaced by CL26 (Message types) Name of CL26 changed from 'Message sub types' to 'Message types'
Status	R	
Restricted code(s)	E9	Advanced cargo information
<b>Version</b>		
Format	an..9	
WCO Id/Name	383	
WCO Desc		The sequential number that determines the version of a specific document/ message number
<b>ChangeLog</b>	0.3	Added new attribute 'Version' to the Message class The version number of the original version (Function 9) is always '1'. Subsequent Update or Cancellation messages are numbered incrementally.
Remark		
Status	R	

<b>Total gross weight</b>		
WCO Id/Name	131	
WCO Desc		Weight (mass) of goods including packaging but excluding the carrier's equipment for a document
Format	n..16,6	
SAFE information	Yes	
Status	O	
<b>ADDITIONALINFORMATION</b>		<b>Occurrence 0 .. 1</b>
WCO Id/Name	03A	
WCO Desc		Special request to government from declarant to take or not to take action
Status	D	
Condition	C008	
<a href="#">ChangeLog</a>	0.3	Status changed from Required (R) to Conditional (D). Added Condition C008
<b>Remarks</b>		
WCO Id/Name	105	
WCO Desc		Free text field available to the message sender for information
Format	an..512	
Status	O	
<b>Heavy and bulky goods indicator</b>		
WCO Id/Name	226	
WCO Desc		Coded form of an additional statement
Format	an..17	
Status	R	
Restricted code(s)	0	No
Restricted code(s)	1	Yes
<b>AGENT</b>		<b>Occurrence 0 .. 1</b>
WCO Id/Name	05A	
WCO Desc		Person authorised to act on behalf of another party
Status	O	
SAFE information	Yes	
<b>Name</b>		
Format	an..70	
WCO Id/Name	R003	
WCO Desc		Name and address of a party authorised to act on behalf of another party
<a href="#">ChangeLog</a>	0.3	Added 'Name' to the Agent class
Status	D	
Condition	C001	
<b>Code</b>		
Format	an..17	
WCO Id/Name	R004	
WCO Desc		Identification of a party authorised to act on behalf of another party
Status	D	
Condition	C001	
<a href="#">ChangeLog</a>	0.3	Status changed from Required (R) to Dependent (C) New Condition C001
<b>Role, coded</b>		
Format	an..3	
WCO Id/Name	R005	
WCO Desc		Code giving specific meaning to a party
Status	R	
Restricted code(s)	AE	Declarant's agent/representative
Restricted code(s)	AG	Agent
Restricted code(s)	CB	Customs broker
Restricted code(s)	FW	Freight forwarder
<b>ADDRESS</b>		<b>Occurrence 0 .. unbounded</b>
WCO Id/Name	04A	
WCO Desc		Details relating to an address
Status	D	
Condition	C001	

<b>City name</b>			
WCO Id/Name	241		
WCO Desc		Name of a city	
Format	an..35		
Status	R		
<b>Country, coded</b>			
WCO Id/Name	242		
WCO Desc		Identification of the name of the country or other geographical entity as specified in ISO 3166 and UN/ECE Rec 3	
Format	a2		
Status	R		
<b>Street and number/P.O. Box</b>			
WCO Id/Name	239		
WCO Desc		Specification of the postal delivery point such as street and number or post office box	
Format	an..70		
Status	R		
<b>Postcode identification</b>			
WCO Id/Name	245		
WCO Desc		Code specifying a postal zone or address	
Format	an..9		
Status	R		
<b>AMENDMENT</b>			<b>Occurrence 0 .. unbounded</b>
WCO Id/Name	06A		
WCO Desc		Details for updating declaration data. Can cover the whole WCO Data Model	
Status	D		
Condition	C008		
<a href="#">ChangeLog</a>	0.3	Changed Condition C008	
<b>Amendment code</b>			
WCO Id/Name	099		
WCO Desc		Code specifying the reason for a change	
Format	an..3		
Status	R		
<b>POINTER</b>			<b>Occurrence 1 .. unbounded</b>
WCO Id/Name	97A		
WCO Desc		Details to refer to a functional attribute within a declaration	
Status	R		
<b>Sequence number</b>			
WCO Id/Name	006		
WCO Desc		Number indicating the position in a sequence	
Format	n..5		
Status	R		
<b>Document/message section, coded</b>			
WCO Id/Name	375		
WCO Desc		Code specifying a section of a document/message	
Format	an..3		
Status	R		
<b>Tag identifier</b>			
WCO Id/Name	381		
WCO Desc		Data element tag identifier	
Format	an..4		
Status	R		
<b>SUBCONTRACTOR</b>			<b>Occurrence 0 .. 1</b>
WCO Id/Name	18A		
WCO Desc		Name and address details of the party undertaking or arranging transport of goods between named points	
Status	O		
<b>Name</b>			
Format	an..70		

WCO Id/Name	R011		
WCO Desc		Name [and address] of party providing the transport of goods between named points	
Status	D		
Condition	C001		
<b>Code</b>			
Format	an..17		
WCO Id/Name	R012		
WCO Desc		To identify a party providing the transport of goods between named points	
Status	D		
Condition	C001		
<b>ADDRESS</b>			<b>Occurrence 0 .. 1</b>
WCO Id/Name	04A		
WCO Desc		Details relating to an address	
Status	D		
Condition	C001		
<b>City name</b>			
WCO Id/Name	241		
WCO Desc		Name of a city	
Format	an..35		
Status	R		
<b>Country, coded</b>			
WCO Id/Name	242		
WCO Desc		Identification of the name of the country or other geographical entity as specified in ISO 3166 and UN/ECE Rec 3	
Format	a2		
Status	R		
<b>Street and number/P.O. Box</b>			
WCO Id/Name	239		
WCO Desc		Specification of the postal delivery point such as street and number or post office box	
Format	an..70		
Status	R		
<b>Postcode identification</b>			
WCO Id/Name	245		
WCO Desc		Code specifying a postal zone or address	
Format	an..9		
Status	R		
<b>CONSIGNMENT</b>			<b>Occurrence 0 .. unbounded</b>
WCO Id/Name	28A		
WCO Desc		Details about the transport between a consignor and a consignee as specified in the transport contract document	
Status	D		
Condition	C008		
<a href="#">ChangeLog</a>	0.3	Status changed from Required (R) to Conditional (D). Added Condition C008	
<b>Sequence number</b>			
WCO Id/Name	006		
WCO Desc		Number indicating the position in a sequence	
Format	n..5		
Status	R		
<b>ATTACHEDDOCUMENTS</b>			<b>Occurrence 0 .. unbounded</b>
WCO Id/Name	02A		
WCO Desc		Details related to additional documents supplied as part of a declaration or sought as part of a response	
Remark		Also needed for EX1, not in Objecteering	
Status	O		
<b>Number</b>			
Format	an..35		
WCO Id/Name	D005		
WCO Desc		Identifier of a document providing additional information	



Status	R	
<b>ChangeLog</b>	0.2	Format changed from an..14 to an..35 because of change in version 3.30 WCO Data model
<b>Issuing date</b>		
Format	an..35	
WCO Id/Name	D002	
WCO Desc		Date at which an additional document was issued and when appropriate, signed or otherwise authenticated
Status	R	
<b>ChangeLog</b>	0.3	Date format changed to an..35
<b>Type, coded</b>		
Format	an..3	
WCO Id/Name	D006	
WCO Desc		Code specifying the name of an additional document
Status	R	
<b>BINARYFILE</b>		
		<b>Occurrence 0 .. 1</b>
WCO Id/Name	72B	
WCO Desc		A computer file or program stored in a binary format
Status	O	
<b>Identification</b>		
WCO Id/Name	M001	
WCO Desc		A unique identifier for this binary file
Format	an..256	
Status	R	
<b>Title</b>		
WCO Id/Name	M002	
WCO Desc		A title, expressed as text, for this binary file
Format	an..256	
Status	R	
<b>Author name</b>		
WCO Id/Name	M003	
WCO Desc		An author name, expressed as text, of this binary file
Format	an..70	
Status	O	
<b>Version</b>		
WCO Id/Name	M004	
WCO Desc		A unique version identifier for this binary file
Format	an..17	
Status	O	
<b>File name</b>		
WCO Id/Name	M005	
WCO Desc		A file name, expressed as text, of this binary file
Format	an..256	
Status	O	
<b>URI</b>		
WCO Id/Name	M006	
WCO Desc		A unique Uniform Resource Identifier (URI) for this binary file
Format	an..2048	
Status	O	
<b>MIME</b>		
WCO Id/Name	M007	
WCO Desc		A code specifying the Multipurpose Internet Mail Extensions (MIME) type for this binary file
Format	an..70	
Status	O	
<b>Encoding</b>		
WCO Id/Name	M008	
WCO Desc		A code specifying the encoding of this binary file
Format	an..17	
Status	O	
<b>Character set</b>		

WCO Id/Name	M009		
WCO Desc		A code specifying the character set for this binary file	
Format	n..17		
Status	O		
<b>Include binary object</b>			
WCO Id/Name	M010		
WCO Desc		An included binary object for this binary file	
Format	N/A		
Remark		M010, Binary File Included Binary Object: To be used instead of D030 (Binary Image). D030 is marked for deletion in version 3.4!	
Status	O		
<b>Access</b>			
WCO Id/Name	M011		
WCO Desc		Access information, expressed as text, for this binary file such as security and download parameters	
Format	an..256		
Status	O		
<b>Description</b>			
WCO Id/Name	M012		
WCO Desc		A textual description of this binary file	
Format	an..256		
Status	O		
<b>Size</b>			
WCO Id/Name	M013		
WCO Desc		A measure of the size of this binary file	
Format	n..16,6		
Status	O		
<b>Type</b>			
WCO Id/Name	M014		
WCO Desc		The code specifying the type of binary file, such as photo, spreadsheet	
Format	an..6		
Status	O		
<b>Hash code</b>			
WCO Id/Name	M015		
WCO Desc		Hash code of the linked document	
Format	an..256		
Status	O		
<b>Hash code algorithm id</b>			
WCO Id/Name	M016		
WCO Desc		Code indicating the algorithm used to calculate the hash code (e.g. MD5, ..)	
Format	an..6		
Status	O		
<b>CONSIGNMENTITEM</b>		<b>Occurrence 1 .. unbounded</b>	
WCO Id/Name	29A		
WCO Desc		Details of an item in a consignment	
Status	R		
<b>Sequence number</b>			
WCO Id/Name	006		
WCO Desc		Number indicating the position in a sequence	
Format	n..5		
Status	R		
<b>ADDITIONALINFORMATION</b>		<b>Occurrence 0 .. unbounded</b>	
WCO Id/Name	03A		
WCO Desc		Special request to government from declarant to take or not to take action	
Status	O		
<b>Remarks</b>			
WCO Id/Name	105		
WCO Desc		Free text field available to the message sender for information	
Format	an..512		
Status	R		
<b>GOODS</b>		<b>Occurrence 1 .. 1</b>	

WCO Id/Name	23A	
WCO Desc		Details about the properties of the goods
Status	R	
<b>Description</b>		
WCO Id/Name	138	
WCO Desc		Plain language description of the cargo of a means of transport, in general terms only
Format	an..256	
SAFE information	Yes	
Status	D	
Condition	C004	
<b>CLASSIFICATION</b>		<b>Occurrence 0 .. unbounded</b>
WCO Id/Name	21A	
WCO Desc		Details about the non-commercial categorization of a commodity by a standard-setting organization
Status	O	
<b>Code</b>		
WCO Id/Name	145	
WCO Desc		The non-commercial categorization of a commodity by a standard-setting organization
Format	an..18	
Status	R	
<b>Type</b>		
WCO Id/Name	337	
WCO Desc		A qualifier to describe the commodity classification, e.g. Harmonized Tariff Schedule (HTS), Export Control Classification Code (ECCC), UNGD Code list, International Code of Zoological Nomenclature (ICZN)
Format	an..3	
Restricted code(s)	HS	Harmonised system
Remark		Add code UN Dangerous Goods to code list 7143
Status	R	
<b>CONSIGNEE</b>		<b>Occurrence 0 .. 1</b>
WCO Id/Name	27A	
WCO Desc		Name and address details of the party to which goods are consigned
Status	O	
SAFE information	Yes	
<b>Name</b>		
Format	an..70	
WCO Id/Name	R014	
WCO Desc		Name [and address] of party to which goods are consigned
Status	D	
Condition	C001	
<b>Code</b>		
Format	an..17	
WCO Id/Name	R015	
WCO Desc		Identifier of party to which goods are consigned
Remark		Code list to be defined
Status	D	
Condition	C001	
<b>ADDRESS</b>		<b>Occurrence 0 .. 1</b>
WCO Id/Name	04A	
WCO Desc		Details relating to an address
Status	D	
Condition	C001	
<b>City name</b>		
WCO Id/Name	241	
WCO Desc		Name of a city
Format	an..35	
Status	R	
<b>Country, coded</b>		

WCO Id/Name	242	
WCO Desc		Identification of the name of the country or other geographical entity as specified in ISO 3166 and UN/ECE Rec 3
Format	a2	
Status	R	
<b>Street and number/P.O. Box</b>		
WCO Id/Name	239	
WCO Desc		Specification of the postal delivery point such as street and number or post office box
Format	an..70	
Status	R	
<b>Postcode identification</b>		
WCO Id/Name	245	
WCO Desc		Code specifying a postal zone or address
Format	an..9	
Status	R	
<b>CONSIGNOR</b>		<b>Occurrence 0 .. 1</b>
WCO Id/Name	30A	
WCO Desc		Name and address details of the party which, by contract with a carrier, consigns or sends goods with the carrier, or has them conveyed by him
SAFE information	Yes	
Status	O	
<b>Name</b>		
Format	an..70	
WCO Id/Name	R020	
WCO Desc		Name of the party consigning goods as stipulated in the transport contract by the party ordering transport
Status	D	
Condition	C001	
<b>Code</b>		
Format	an..17	
WCO Id/Name	R021	
WCO Desc		To identify the party consigning goods as stipulated in the transport contract by the party ordering transport
Remark		Code list to be defined
Status	D	
Condition	C001	
<b>ADDRESS</b>		<b>Occurrence 0 .. 1</b>
WCO Id/Name	04A	
WCO Desc		Details relating to an address
Status	D	
Condition	C001	
<b>City name</b>		
WCO Id/Name	241	
WCO Desc		Name of a city
Format	an..35	
Status	R	
<b>Country, coded</b>		
WCO Id/Name	242	
WCO Desc		Identification of the name of the country or other geographical entity as specified in ISO 3166 and UN/ECE Rec 3
Format	a2	
Status	R	
<b>Street and number/P.O. Box</b>		
WCO Id/Name	239	
WCO Desc		Specification of the postal delivery point such as street and number or post office box
Format	an..70	
Status	R	
<b>Postcode identification</b>		

WCO Id/Name	245		
WCO Desc		Code specifying a postal zone or address	
Format	an..9		
Status	R		
<b>DELIVERYDESTINATION</b>			<b>Occurrence 0 .. 1</b>
WCO Id/Name	44A		
WCO Desc		The party to which goods are to be delivered	
SAFE information	Yes		
Status	O		
<b>Name</b>			
Format	an..70		
WCO Id/Name	R027		
WCO Desc		Name and address of the party to which goods are to be delivered. Address, region and/or country as required by national legislation or according to national requirements	
Status	R		
<b>ADDRESS</b>			<b>Occurrence 1 .. 1</b>
WCO Id/Name	04A		
WCO Desc		Details relating to an address	
Status	R		
<b>City name</b>			
WCO Id/Name	241		
WCO Desc		Name of a city	
Format	an..35		
Status	R		
<b>Country, coded</b>			
WCO Id/Name	242		
WCO Desc		Identification of the name of the country or other geographical entity as specified in ISO 3166 and UN/ECE Rec 3	
Format	a2		
Status	R		
<b>Street and number/P.O. Box</b>			
WCO Id/Name	239		
WCO Desc		Specification of the postal delivery point such as street and number or post office box	
Format	an..70		
Status	R		
<b>Postcode identification</b>			
WCO Id/Name	245		
WCO Desc		Code specifying a postal zone or address	
Format	an..9		
Status	R		
<b>GOODSMEASURE</b>			<b>Occurrence 1 .. 1</b>
WCO Id/Name	65A		
WCO Desc		Details about the goods weight, quantities, and amounts	
Status	R		
<b>Gross weight</b>			
WCO Id/Name	126		
WCO Desc		Weight of line item including packaging but excluding the transport equipment	
Format	n..16,6		
Status	R		
<b>PACKAGING</b>			<b>Occurrence 1 .. 1</b>
WCO Id/Name	93A		
WCO Desc		Details related to packaging	
Status	R		
<b>Marks and numbers</b>			
WCO Id/Name	142		
WCO Desc		Free form description of the marks and numbers on a transport unit or package	
Format	an..512		
Status	O		
<b>Number of packages</b>			

WCO Id/Name	144	
WCO Desc		Number of individual items packaged in such a way that they cannot be divided without first undoing the packing
Format	n..8	
SAFE information	Yes	
Status	D	
Condition	C002	
<b>Type, coded</b>		
WCO Id/Name	141	
WCO Desc		Code specifying the type of package of an item
Format	an..2	
SAFE information	Yes	
Status	R	
<b>TRANSPORTEQUIPMENT</b>		
		<b>Occurrence 0 .. 1</b>
WCO Id/Name	31B	
WCO Desc		Details of Transport equipment used for the consignment
<a href="#">ChangeLog</a>	0.1	The attributes 'Seal number' and 'Size and type identification' moved to 'Consignment.TransportEquipment.Seals' and 'Consignment.TransportEquipment' class.
Status	D	
Condition	C003	
<b>Identification</b>		
WCO Id/Name	159	
WCO Desc		Marks (letters and/or numbers) which identify equipment e.g. unit load device
Format	an..17	
SAFE information	Yes	
<a href="#">ChangeLog</a>	0.1	Also added to Consignment level.
Status	R	
<b>UCR</b>		
		<b>Occurrence 0 .. 1</b>
WCO Id/Name	35B	
WCO Desc		Unique Trader Reference such as UCR
SAFE information	Yes	
Status	O	
<b>Identifier</b>		
WCO Id/Name	016	
WCO Desc		Unique number assigned to goods being subject to cross border transactions
Format	an..35	
Status	O	
<b>LOADINGLOCATION</b>		
		<b>Occurrence 0 .. 1</b>
WCO Id/Name	83A	
WCO Desc		Place at which the goods (consignments) are loaded on to the active means of transport
SAFE information	Yes	
Status	O	
<b>Name</b>		
Format	an..256	
WCO Id/Name	L009	
WCO Desc		Name of a seaport, airport, freight terminal, rail station or other place at which goods are loaded onto the means of transport being used for their carriage
Status	O	
<b>NOTIFYPARTY</b>		
		<b>Occurrence 0 .. 1</b>
WCO Id/Name	89A	
WCO Desc		Details related to a party to be notified
Status	O	
<b>Name</b>		
Format	an..70	
WCO Id/Name	R045	
WCO Desc		Name [and address] of party to be notified
Status	D	
Condition	C001	
<b>Code</b>		
Format	an..17	

WCO Id/Name	R046		
WCO Desc		Identification of a party to be notified	
Status	D		
Condition	C001		
<b>ADDRESS</b>			<b>Occurrence 0 .. 1</b>
WCO Id/Name	04A		
WCO Desc		Details relating to an address	
Status	D		
Condition	C001		
<b>City name</b>			
WCO Id/Name	241		
WCO Desc		Name of a city	
Format	an..35		
Status	R		
<b>Country, coded</b>			
WCO Id/Name	242		
WCO Desc		Identification of the name of the country or other geographical entity as specified in ISO 3166 and UN/ECE Rec 3	
Format	a2		
Status	R		
<b>Street and number/P.O. Box</b>			
WCO Id/Name	239		
WCO Desc		Specification of the postal delivery point such as street and number or post office box	
Format	an..70		
Status	R		
<b>Postcode identification</b>			
WCO Id/Name	245		
WCO Desc		Code specifying a postal zone or address	
Format	an..9		
Status	R		
<b>CUSTOMSOFFICEOFDEPARTURE</b>			<b>Occurrence 1 .. 1</b>
WCO Id/Name	25B		
WCO Desc		Details relating to the place at which the goods depart under customs control of a transit procedure	
Status	R		
<b>Code</b>			
Format	an..17		
WCO Id/Name	L087		
WCO Desc		Identification of the place at which the goods depart under Customs control of transit procedure	
Status	R		
<b>CUSTOMSOFFICEOFDESTINATION</b>			<b>Occurrence 1 .. 1</b>
WCO Id/Name	26B		
WCO Desc		Place at which the goods are destined under Customs control of transit procedure	
Status	R		
<b>Code</b>			
Format	an..17		
WCO Id/Name	L008		
WCO Desc		Identification of the place at which the goods are destined under Customs control of transit procedure	
Status	R		
<b>TRANSPORTMEANS</b>			<b>Occurrence 1 .. unbounded</b>
WCO Id/Name	29B		
WCO Desc		Details relating to a means of transport for transit	
Status	R		
<b>Identification</b>			
Format	an..25		
WCO Id/Name	T007		
WCO Desc		Name to identify the means of transport used for transit	

SAFE information	Yes	
Status	R	
<b>Type, coded</b>		
Format	an..4	
WCO Id/Name	T011	
WCO Desc		Means and mode of transport used for transit, coded
Status	R	
<b>Nationality</b>		
Format	a2	
WCO Id/Name	T015	
WCO Desc		Nationality of the active means of transport used for transit, coded
SAFE information	Yes	
Status	R	
<b>Conveyance reference number</b>		
WCO Id/Name	149	
WCO Desc		To identify a journey of a means of transport, for example voyage number, flight number, trip number
Format	an..17	
SAFE information	Yes	
Status	O	
<b>COUNTRYOFROUTING</b>		<b>Occurrence 1 .. unbounded</b>
WCO Id/Name	81A	
WCO Desc		Details of the itinerary of the means of transport
<a href="#">ChangeLog</a>	0.1	New Rule R001
Status	R	
Rule	R001	
<b>Sequence number</b>		
WCO Id/Name	006	
WCO Desc		Number indicating the position in a sequence
Format	n..5	
Status	R	
<a href="#">ChangeLog</a>	0.2	Added Sequence number to the Country of Routing class
<a href="#">ChangeLog</a>	0.2	Not mapped to EDIFACT. Mapping to EDIFACT will be possible in the next version of the GOVCBR
<b>Country, coded</b>		
WCO Id/Name	064	
WCO Desc		Identification of a country through which goods or passengers are routed between the country of original departure and final destination
Format	a2	
SAFE information	Yes	
Status	R	
<b>CERTIFICATEOFAPPROVAL</b>		<b>Occurrence 0 .. 1</b>
WCO Id/Name	02A	
WCO Desc		Details related to additional documents supplied as part of a declaration or sought as part of a response
<a href="#">ChangeLog</a>	0.1	Occurance changed from 0..Unbounded to 0..1
Status	D	
Condition	C005	
<b>Number</b>		
Format	an..35	
WCO Id/Name	D005	
WCO Desc		Identifier of a document providing additional information
Status	R	
<b>Issuing date</b>		
Format	an..35	
WCO Id/Name	D002	
WCO Desc		Date at which an additional document was issued and when appropriate, signed or otherwise authenticated
<a href="#">ChangeLog</a>	0.3	Date format changed to an..35
<a href="#">ChangeLog</a>	0.3	Changed the attribute name from 'Date' to 'Issuing date'.
Status	R	
<b>Type, coded</b>		



Format	an..3	
WCO Id/Name	D006	
WCO Desc		Code specifying the name of an additional document
Remark		Pending addition of a code, for TIR certificate of approval, against Edifact 1001 code list.
Status	R	
<b>BINARYFILE</b>		<b>Occurrence 0 .. 1</b>
WCO Id/Name	72B	
WCO Desc		A computer file or program stored in a binary format
Status	O	
<b>Identification</b>		
WCO Id/Name	M001	
WCO Desc		A unique identifier for this binary file
Format	an..256	
Status	R	
<b>Title</b>		
WCO Id/Name	M002	
WCO Desc		A title, expressed as text, for this binary file
Format	an..256	
Status	R	
<b>Author name</b>		
WCO Id/Name	M003	
WCO Desc		An author name, expressed as text, of this binary file
Format	an..70	
Status	O	
<b>Version</b>		
WCO Id/Name	M004	
WCO Desc		A unique version identifier for this binary file
Format	an..17	
Status	O	
<b>File name</b>		
WCO Id/Name	M005	
WCO Desc		A file name, expressed as text, of this binary file
Format	an..256	
Status	O	
<b>URI</b>		
WCO Id/Name	M006	
WCO Desc		A unique Uniform Resource Identifier (URI) for this binary file
Format	an..2048	
Status	O	
<b>MIME</b>		
WCO Id/Name	M007	
WCO Desc		A code specifying the Multipurpose Internet Mail Extensions (MIME) type for this binary file
Format	an..70	
Status	O	
<b>Encoding</b>		
WCO Id/Name	M008	
WCO Desc		A code specifying the encoding of this binary file
Format	an..17	
Status	O	
<b>Character set</b>		
WCO Id/Name	M009	
WCO Desc		A code specifying the character set for this binary file
Format	n..17	
Status	O	
<b>Include binary object</b>		
WCO Id/Name	M010	
WCO Desc		An included binary object for this binary file
Format	N/A	

Remark		M010, Binary File Included Binary Object: To be used instead of D030 (Binary Image). D030 is marked for deletion in version 3.4!
Status	O	
<b>Access</b>		
WCO Id/Name	M011	
WCO Desc		Access information, expressed as text, for this binary file such as security and download parameters
Format	an..256	
Status	O	
<b>Description</b>		
WCO Id/Name	M012	
WCO Desc		A textual description of this binary file
Format	an..256	
Status	O	
<b>Size</b>		
WCO Id/Name	M013	
WCO Desc		A measure of the size of this binary file
Format	n..16,6	
Status	O	
<b>Type</b>		
WCO Id/Name	M014	
WCO Desc		The code specifying the type of binary file, such as photo, spreadsheet
Format	an..6	
Status	O	
<b>Hash code</b>		
WCO Id/Name	M015	
WCO Desc		Hash code of the linked document
Format	an..256	
Status	O	
<b>Hash code algorithm id</b>		
WCO Id/Name	M016	
WCO Desc		Code indicating the algorithm used to calculate the hash code (e.g. MD5, ..)
Format	an..6	
Status	O	
<b>TRANSPORTEQUIPMENT</b>		<b>Occurrence 0 .. unbounded</b>
WCO Id/Name	31B	
WCO Desc		Details of Transport equipment used for the consignment
ChangeLog	0.1	Added new Class "TransportEquipment"
Status	D	
Condition	C003	
<b>Sequence number</b>		
WCO Id/Name	006	
WCO Desc		Number indicating the position in a sequence
Format	n..5	
ChangeLog	0.1	Added new data element
Status	R	
<b>Size and type identification</b>		
WCO Id/Name	152	
WCO Desc		Code specifying the characteristics, i.e. size and type of a piece of transport equipment
Format	an..4	
SAFE information	Yes	
Status	R	
ChangeLog	0.1	Attribute moved from ConsignmentItem.TransportEquipment class.
<b>Identification</b>		
WCO Id/Name	159	
WCO Desc		Marks (letters and/or numbers) which identify equipment e.g. unit load device
Format	an..17	
SAFE information	Yes	
Status	R	
ChangeLog	0.1	Attribute also added to Consignment level

<b>SEAL</b>		<b>Occurrence 0 .. unbounded</b>
WCO Id/Name	44B	
WCO Desc		A device used to secure an object and protect from unauthorized entry or tampering such as a seal affixed to a piece of transport equipment
Status	O	
<a href="#">ChangeLog</a>	0.1	Added new Seal class
<b>Sequence number</b>		
WCO Id/Name	006	
WCO Desc		Number indicating the position in a sequence
Format	n..5	
Rule	R003	
Rule	R004	
Status	R	
<a href="#">ChangeLog</a>	0.1	Not mapped to EDIFACT. Mapping to EDIFACT will be possible in the next version of the GOVCBR
<b>Seal number</b>		
WCO Id/Name	165	
WCO Desc		The identification number of a seal affixed to a piece of transport equipment
Format	an..35	
SAFE information	Yes	
Rule	R005	
Status	R	
<b>Seal type code</b>		
WCO Id/Name	407	
WCO Desc		The code specifying the type of seal applied on a unit of transport equipment
Format	an..3	
Status	O	
<b>GUARANTEE</b>		<b>Occurrence 0 .. unbounded</b>
WCO Id/Name	90A	
WCO Desc		Details regarding undertaking given in cash, bond or as a written guarantee to ensure that an obligation will be fulfilled, e.g. under a transit procedure
<a href="#">ChangeLog</a>	0.1	Cardinality between Guarantee and Declaration changed from 1 .. 1 to 1 .. unbounded. To increase flexibility
<a href="#">ChangeLog</a>	0.1	Removed attribute "Validity".
Status	D	
Condition	C008	
<a href="#">ChangeLog</a>	0.3	Status changed from Required (R) to Conditional (D). Added Condition C008
<b>Reference</b>		
WCO Id/Name	100	
WCO Desc		A reference number to identify the undertaking given as a written guarantee in cash, bond, or by other such means in order to ensure that an obligation will be fulfilled
Format	an..35	
Status	R	
<b>HOLDER</b>		<b>Occurrence 0 .. 1</b>
WCO Id/Name	28B	
WCO Desc		Details relating to a party accepting liability for goods held or moving under a Customs authorization and - when applicable - a guarantee
Status	D	
Condition	C008	
<a href="#">ChangeLog</a>	0.3	Status changed from Required (R) to Conditional (D). Added Condition C008
<b>Name</b>		
Format	an..70	
WCO Id/Name	R001	
WCO Desc		Name [and address] of party accepting liability for goods held or moving under a Customs authorization and - when applicable - a guarantee
Status	O	
<b>Code</b>		
Format	an..17	

WCO Id/Name	R002	
WCO Desc		Identifier of party accepting liability for goods held or moving under a Customs authorization and - when applicable - a guarantee
Status	R	
<b>ADDRESS</b>		<b>Occurrence 0 .. 1</b>
WCO Id/Name	04A	
WCO Desc		Details relating to an address
SAFE information	Yes	
Status	O	
<b>City name</b>		
WCO Id/Name	241	
WCO Desc		Name of a city
Format	an..35	
Status	R	
<b>Country, coded</b>		
WCO Id/Name	242	
WCO Desc		Identification of the name of the country or other geographical entity as specified in ISO 3166 and UN/ECE Rec 3
Format	a2	
Status	R	
<b>Street and number/P.O. Box</b>		
WCO Id/Name	239	
WCO Desc		Specification of the postal delivery point such as street and number or post office box
Format	an..70	
Status	R	
<b>Postcode identification</b>		
WCO Id/Name	245	
WCO Desc		Code specifying a postal zone or address
Format	an..9	
Status	R	

## j. E10 – Advanced cargo information results

<b>MESSAGE</b>		
WCO Id/Name	07B	
WCO Desc		Details of the response message
<b>ChangeLog</b>	0.1	Removed 'Sender identification' from the Data model. Is technical attribute.
<b>Message function, coded</b>		
Format	n..2	
WCO Id/Name	017	
WCO Desc		Code indicating the function of a document
Code list	CL16	Message function code
Restricted code(s)	27	Not accepted
Restricted code(s)	44	Accepted without reserves
Status	R	
<b>ChangeLog</b>	0.2	Attribute moved from the AdvancedCargoInformation class
<b>Functional Reference</b>		
Format	an..35	
WCO Id/Name	D026	
WCO Desc		Reference number identifying a specific information exchange
Remark		REFERENCE TO THE PREVIOUS MESSAGE
Status	R	
<b>Message reference number</b>		
Format	an..35	
WCO Id/Name	D014	
WCO Desc		Reference number identifying a specific document
Status	R	
<b>ChangeLog</b>	0.2	Format changed from an..14 to an..35

<b>Type, coded</b>		
Format	an..3	
WCO Id/Name	D013	
WCO Desc		Code specifying the name of a document
Code list	CL26	Message type
Status	R	
Restricted code(s)	E10	Advanced cargo information results
<b>ChangeLog</b>	0.1	CL06 (Document name code) replaced by CL26 (Message types)
<b>ChangeLog</b>	0.2	Name of CL26 changed from 'Message sub types' to 'Message types' Attribute moved from the AdvancedCargoInformation class
<b>ERROR</b>		<b>Occurrence 0 .. unbounded</b>
WCO Id/Name	53A	
WCO Desc		Details to identify data validation errors
<b>ChangeLog</b>	0.1	Changed cardinality from 0..1 to 0..unbounded
Status	D	
Condition	C006	
<b>Error, coded</b>		
WCO Id/Name	377	
WCO Desc		Code specifying a data validation error
Format	an..8	
Code list	CL99	Error code
Status	R	
<b>POINTER</b>		<b>Occurrence 1 .. unbounded</b>
WCO Id/Name	97A	
WCO Desc		Details to refer to a functional attribute within a declaration
Status	R	
<b>Sequence number</b>		
WCO Id/Name	006	
WCO Desc		Number indicating the position in a sequence
Format	n..5	
Status	R	
<b>Document/message section, coded</b>		
WCO Id/Name	375	
WCO Desc		Code specifying a section of a document/message
Format	an..3	
Code list	CL18	Message section code (codes to be defined)
Status	R	
<b>Tag identifier</b>		
WCO Id/Name	381	
WCO Desc		Data element tag identifier
Format	an..4	
Code list	CL19	Pointer code (codes to be defined)
Status	R	
<b>ADVANCEDCARGOINFORMATION</b>		<b>Occurrence 1 .. 1</b>
WCO Id/Name	42A	
WCO Desc		Any statement or action, in any form prescribed or accepted by the Governmental Agency, giving information or particulars required by the Governmental Agency
Status	R	
<b>Acceptance date</b>		
Format	an..35	
WCO Id/Name	023	
WCO Desc		Date on which a document has been or will be accepted in accordance with Governmental legislation
<b>ChangeLog</b>	0.3	Date format changed to an..35
Status	D	
Condition	C007	
<b>Message reference number</b>		
Format	an..35	

WCO Id/Name	D014	
WCO Desc		Reference number identifying a specific document
Remark		Document reference number, assigned by the Government
Status	R	
<a href="#">ChangeLog</a>	0.2	Format changed from an..14 to an..35
<i>Rejection date</i>		
Format	an..35	
WCO Id/Name	374	
WCO Desc		Date and time when the document/message was rejected
<a href="#">ChangeLog</a>	0.3	Date format changed to an..35
Status	D	
Condition	C007	

## 3.2.5.3.2 Internal messages

## a. I1 – Accept guarantee

<b>MESSAGE</b>		
WCO Id/Name	75B	
WCO Desc		Exchange of information between Governmental organizations
<b>ChangeLog</b>	0.1	Removed 'Sender identification' from the Data model. Is technical attribute.
<b>Message function, coded</b>		
Format	n..2	
WCO Id/Name	017	
WCO Desc		Code indicating the function of a document
Code list	CL16	Message function code
Status	R	
Restricted code(s)	9	Original
<b>Message reference number</b>		
Format	an..35	
WCO Id/Name	D014	
WCO Desc		Reference number identifying a specific document
<b>ChangeLog</b>	0.2	Format changed from an..14 to an..35
Status	R	
<b>Type, coded</b>		
Format	an..3	
WCO Id/Name	D013	
WCO Desc		Code specifying the name of a document
Code list	CL26	Message type
<b>ChangeLog</b>	0.1	CL06 (Document name code) replaced by CL26 (Message types) Name of CL26 changed from 'Message sub types' to 'Message types'
Status	R	
Restricted code(s)	I1	Accept guarantee
<b>GUARANTEE</b>		<b>Occurrence 1 .. 1</b>
WCO Id/Name	90A	
WCO Desc		Details regarding undertaking given in cash, bond or as a written guarantee to ensure that an obligation will be fulfilled, e.g. under a transit procedure
<b>ChangeLog</b>	0.2	Entity "StartOffice" removed
Status	R	
<b>Acceptance date</b>		
Format	an..35	
WCO Id/Name	023	
WCO Desc		Date on which a document has been or will be accepted in accordance with Governmental legislation
<b>ChangeLog</b>	0.3	Date format changed to an..35
Status	R	
<b>Reference</b>		
WCO Id/Name	100	
WCO Desc		A reference number to identify the undertaking given as a written guarantee in cash, bond, or by other such means in order to ensure that an obligation will be fulfilled
Format	an..35	
Status	R	
<b>Guarantee type</b>		
WCO Id/Name	101	
WCO Desc		A code identifying the type of undertaking given as a written guarantee, in cash, bond, or by other such means in order to ensure that an obligation will be fulfilled
Format	an..3	
Code list	CL12	Guarantee type code
Status	R	
<b>GUARANTEECHAIN</b>		<b>Occurrence 1 .. 1</b>
WCO Id/Name	19B	
WCO Desc		Details related to a natural or legal person who accepts responsibility in due legal form for the financial consequences of non-fulfilment of another's obligations to the Customs (CCC)

Status	R	
<b>Code</b>		
Format	an..17	
WCO Id/Name	R055	
WCO Desc		The party who agrees to be responsible for the debt or obligation of another
Status	R	
<b>HOLDER</b>		<b>Occurrence 1 .. 1</b>
WCO Id/Name	28B	
WCO Desc		Details relating to a party accepting liability for goods held or moving under a Customs authorization and - when applicable - a guarantee
Status	R	
<b>Code</b>		
Format	an..17	
WCO Id/Name	R002	
WCO Desc		Identifier of party accepting liability for goods held or moving under a Customs authorization and - when applicable - a guarantee
Code list	CL15	International TIR database
Status	R	

b. I2 – Acceptance results

<b>MESSAGE</b>		
WCO Id/Name	75B	
WCO Desc		Exchange of information between Governmental organizations
<a href="#">ChangeLog</a>	0.1	Removed 'Sender identification' from the Data model. Is technical attribute.
<b>Message function, coded</b>		
Format	n..2	
WCO Id/Name	017	
WCO Desc		Code indicating the function of a document
Code list	CL16	Message function code
Status	R	
Restricted code(s)	27	Not accepted
Restricted code(s)	44	Accepted without reserves
<b>Functional reference</b>		
Format	an..35	
WCO Id/Name	D026	
WCO Desc		Reference number identifying a specific information exchange
<a href="#">ChangeLog</a>	0.2	New attribute
Remark		REFERENCE TO THE PREVIOUS MESSAGE
<b>Message reference number</b>		
Format	an..35	
WCO Id/Name	D014	
WCO Desc		Reference number identifying a specific document
<a href="#">ChangeLog</a>	0.2	Format changed from an..14 to an..35
Status	R	
<b>Type, coded</b>		
Format	an..3	
WCO Id/Name	D013	
WCO Desc		Code specifying the name of a document
Code list	CL26	Message type
<a href="#">ChangeLog</a>	0.1	CL06 (Document name code) replaced by CL26 (Message types) Name of CL26 changed from 'Message sub types' to 'Message types'
Status	R	
Restricted code(s)	I2	Acceptance results
<b>ERROR</b>		<b>Occurrence 0 .. unbounded</b>
WCO Id/Name	53A	
WCO Desc		Details to identify data validation errors
<a href="#">ChangeLog</a>	0.1	Changed cardinality from 0..1 to 0..unbounded
Status	D	
Condition	C006	
<b>Error, coded</b>		
WCO Id/Name	377	
WCO Desc		Code specifying a data validation error
Format	an..8	



Code list	CL99	Error code	
<b>POINTER</b>			<b>Occurrence 1 .. unbounded</b>
WCO Id/Name	97A		
WCO Desc		Details to refer to a functional attribute within a declaration	
Status	R		
<i>Sequence number</i>			
WCO Id/Name	006		
WCO Desc		Number indicating the position in a sequence	
Format	n..5		
Status	R		
<i>Document/message section, coded</i>			
WCO Id/Name	375		
WCO Desc		Code specifying a section of a document/message	
Format	an..3		
Code list	CL18	Message section code (codes to be defined)	
Status	R		
<i>Tag identifier</i>			
WCO Id/Name	381		
WCO Desc		Data element tag identifier	
Format	an..4		
Code list	CL19	Pointer code (codes to be defined)	
Status	R		
<b>GUARANTEE</b>			<b>Occurrence 1 .. 1</b>
WCO Id/Name	90A		
WCO Desc		Details regarding undertaking given in cash, bond or as a written guarantee to ensure that an obligation will be fulfilled, e.g. under a transit procedure	
Status	R		
<i>Reference</i>			
WCO Id/Name	100		
WCO Desc		A reference number to identify the undertaking given as a written guarantee in cash, bond, or by other such means in order to ensure that an obligation will be fulfilled	
Format	an..35		
Status	R		

## c. I3 – Get Holder information

<b>MESSAGE</b>			
WCO Id/Name	75B		
WCO Desc		Exchange of information between Governmental organizations	
<a href="#">ChangeLog</a>	0.1	Removed 'Sender identification' from the Data model. Is technical attribute.	
<i>Message function, coded</i>			
Format	n..2		
WCO Id/Name	017		
WCO Desc		Code indicating the function of a document	
Code list	CL16	Message function code	
Status	R		
Restricted code(s)	9	Original	
<i>Message reference number</i>			
Format	an..35		
WCO Id/Name	D014		
WCO Desc		Reference number identifying a specific document	
<a href="#">ChangeLog</a>	0.2	Format changed from an..14 to an..35	
Status	R		
<i>Type, coded</i>			
Format	an..3		
WCO Id/Name	D013		
WCO Desc		Code specifying the name of a document	
Code list	CL26	Message type	
<a href="#">ChangeLog</a>	0.1	CL06 (Document name code) replaced by CL26 (Message types) Name of CL26 changed from 'Message sub types' to 'Message types'	
Status	R		
Restricted code(s)	I3	Get holder information	

<b>HOLDER</b>		<b>Occurrence 1 .. 1</b>
WCO Id/Name	28B	
WCO Desc		Details relating to a party accepting liability for goods held or moving under a Customs authorization and - when applicable - a guarantee
Status	R	
<b>Code</b>		
Format	an..17	
WCO Id/Name	R002	
WCO Desc		Identifier of party accepting liability for goods held or moving under a Customs authorization and - when applicable - a guarantee
Code list	CL15	International TIR database
Status	R	

## d. I4 – Holder information

<b>MESSAGE</b>		
WCO Id/Name	75B	
WCO Desc		Exchange of information between Governmental organizations
<b>ChangeLog</b>	0.1	Removed 'Sender identification' from the Data model. Is technical attribute.
<b>Message function, coded</b>		
Format	n..2	
WCO Id/Name	017	
WCO Desc		Code indicating the function of a document
Code list	CL16	Message function code
Status	R	
Restricted code(s)	10	Not found
Restricted code(s)	11	Response
<b>Functional reference</b>		
Format	an..35	
WCO Id/Name	D026	
WCO Desc		Reference number identifying a specific information exchange
Remark		REFERENCE TO THE PREVIOUS MESSAGE
Status	R	
<b>Message reference number</b>		
Format	an..35	
WCO Id/Name	D014	
WCO Desc		Reference number identifying a specific document
<b>ChangeLog</b>	0.2	Format changed from an..14 to an..35
Status	R	
<b>Type, coded</b>		
Format	an..3	
WCO Id/Name	D013	
WCO Desc		Code specifying the name of a document
Code list	CL26	Message type
<b>ChangeLog</b>	0.1	CL06 (Document name code) replaced by CL26 (Message types) Name of CL26 changed from 'Message sub types' to 'Message types'
Status	R	
Restricted code(s)	I4	Holder information
<b>ERROR</b>		<b>Occurrence 0 .. unbounded</b>
WCO Id/Name	53A	
WCO Desc		Details to identify data validation errors
<b>ChangeLog</b>	0.1	Changed cardinality from 0..1 to 0..unbounded
Status	D	
Condition	C006	
<b>Error, coded</b>		
WCO Id/Name	377	
WCO Desc		Code specifying a data validation error
Format	an..8	
Code list	CL99	Error code
Status	R	
<b>POINTER</b>		<b>Occurrence 1 .. unbounded</b>
WCO Id/Name	97A	
WCO Desc		Details to refer to a functional attribute within a declaration
Status	R	
<b>Sequence number</b>		

WCO Id/Name	006		
WCO Desc		Number indicating the position in a sequence	
Format	n..5		
Status	R		
<b>Document/message section, coded</b>			
WCO Id/Name	375		
WCO Desc		Code specifying a section of a document/message	
Format	an..3		
Code list	CL18	Message section code (codes to be defined)	
Status	R		
<b>Tag identifier</b>			
WCO Id/Name	381		
WCO Desc		Data element tag identifier	
Format	an..4		
Code list	CL19	Pointer code (codes to be defined)	
Status	R		
<b>HOLDER</b>		<b>Occurrence 1 .. 1</b>	
WCO Id/Name	28B		
WCO Desc		Details relating to a party accepting liability for goods held or moving under a Customs authorization and - when applicable - a guarantee	
Status	R		
<b>Name</b>			
Format	an..70		
WCO Id/Name	R001		
WCO Desc		Name [and address] of party accepting liability for goods held or moving under a Customs authorization and - when applicable - a guarantee	
Status	R		
<b>Code</b>			
Format	an..17		
WCO Id/Name	R002		
WCO Desc		Identifier of party accepting liability for goods held or moving under a Customs authorization and - when applicable - a guarantee	
Code list	CL15	International TIR database	
Status	R		
<b>ADDRESS</b>		<b>Occurrence 1 .. 1</b>	
WCO Id/Name	04A		
WCO Desc		Details relating to an address	
Status	R		
<b>City name</b>			
WCO Id/Name	241		
WCO Desc		Name of a city	
Format	an..35		
Status	R		
<b>Country, coded</b>			
WCO Id/Name	242		
WCO Desc		Identification of the name of the country or other geographical entity as specified in ISO 3166 and UN/ECE Rec 3	
Format	a2		
Code list	CL04	Country name code	
Status	R		
<b>Street and number/P.O. Box</b>			
WCO Id/Name	239		
WCO Desc		Specification of the postal delivery point such as street and number or post office box	
Format	an..70		
Status	R		
<b>Postcode identification</b>			
WCO Id/Name	245		
WCO Desc		Code specifying a postal zone or address	
Format	an..9		
Status	R		
<b>AUTHORIZATION</b>		<b>Occurrence 1 .. 1</b>	
WCO Id/Name	88B		
WCO Desc		Details related to authorization certificates	
Status	R		
<b>Current status</b>			

Format	an..3	
WCO Id/Name	445	
WCO Desc		Code indicating the status of an authorization certificate
Code list	CL23	Holder status
Status	R	
<b>ACTIVewithdrawal</b>		<b>Occurrence 0 .. 1</b>
WCO Id/Name	90B	
WCO Desc		Details related to the withdrawal of an authorization
Status	O	
<b>Start date</b>		
WCO Id/Name	276	
WCO Desc		The effective date of the document (e.g. license, visa, permit, certificate)
Format	an..35	
<a href="#">ChangeLog</a>	0.2	Format changed from n8 to an..17
eTIR Extension		Format will be changed in WCO DM version 3.4 from n8 to an..17
<a href="#">ChangeLog</a>	0.3	Date format changed to an..35
<a href="#">ChangeLog</a>	0.3	Changed the attribute name from 'Start' to 'Start date'.
Status	R	
<b>End date</b>		
WCO Id/Name	275	
WCO Desc		The expiry date of the document (e.g. license, visa, permit, certificate)
Format	an..35	
<a href="#">ChangeLog</a>	0.2	Format changed from n8 to an..17
eTIR Extension		Format will be changed in WCO DM version 3.4 from n8 to an..17
<a href="#">ChangeLog</a>	0.3	Date format changed to an..35
<a href="#">ChangeLog</a>	0.3	Changed the attribute name from 'End' to 'End date'.
Status	O	
<b>ACTIVeXclusion</b>		<b>Occurrence 0 .. unbounded</b>
WCO Id/Name	89B	
WCO Desc		Details related to an exclusion
Status	O	
<b>Start date</b>		
WCO Id/Name	276	
WCO Desc		The effective date of the document (e.g. license, visa, permit, certificate)
Format	an..35	
<a href="#">ChangeLog</a>	0.2	Format changed from n8 to an..17
eTIR Extension		Format will be changed in WCO DM version 3.4 from n8 to an..17
<a href="#">ChangeLog</a>	0.3	Date format changed to an..35
<a href="#">ChangeLog</a>	0.3	Changed the attribute name from 'Start' to 'Start date'.
Status	R	
<b>End date</b>		
WCO Id/Name	275	
WCO Desc		The expiry date of the document (e.g. license, visa, permit, certificate)
Format	an..35	
<a href="#">ChangeLog</a>	0.2	Format changed from n8 to an..17
eTIR Extension		Format will be changed in WCO DM version 3.4 from n8 to an..17
<a href="#">ChangeLog</a>	0.3	Date format changed to an..35
<a href="#">ChangeLog</a>	0.3	Changed the attribute name from 'End' to 'End date'.
Status	O	
<b>Country, coded</b>		
WCO Id/Name	447	
WCO Desc		To identify the country of exclusion
Format	a2	
Code list	CL04	Country name code
Status	R	

e. 15 – Query guarantee

<b>MESSAGE</b>		
WCO Id/Name	75B	
WCO Desc		Exchange of information between Governmental organizations
<a href="#">ChangeLog</a>	0.1	Removed 'Sender identification' from the Data model. Is technical attribute.
<b>Message function, coded</b>		
Format	n..2	

WCO Id/Name	017	
WCO Desc		Code indicating the function of a document
Code list	CL16	Message function code
Status	R	
Restricted code(s)	9	Original
<b>Message reference number</b>		
Format	an..35	
WCO Id/Name	D014	
WCO Desc		Reference number identifying a specific document
<a href="#">ChangeLog</a>	0.2	Format changed from an..14 to an..35
Status	R	
<b>Type, coded</b>		
Format	an..3	
WCO Id/Name	D013	
WCO Desc		Code specifying the name of a document
Code list	CL26	Message type
<a href="#">ChangeLog</a>	0.1	CL06 (Document name code) replaced by CL26 (Message types) Name of CL26 changed from 'Message sub types' to 'Message types'
Restricted code(s)	I5	Query guarantee
Status	R	
<b>Reply type, coded</b>		
Format	an..3	
WCO Id/Name	D040	
WCO Desc		Code specifying the type of reply required or transmitted
Code list	CL09	Reply type
<a href="#">ChangeLog</a>	0.3	Renamed the code list from 'Message sub type' to 'Reply type'
<a href="#">ChangeLog</a>	0.3	Renamed element name 'Sub type, coded' to 'Reply type, coded'
<a href="#">ChangeLog</a>	0.1	Replaces 'GUARANTEE.Query type'
Status	R	
<b>GUARANTEE</b>		<b>Occurrence 1 .. 1</b>
WCO Id/Name	90A	
WCO Desc		Details regarding undertaking given in cash, bond or as a written guarantee to ensure that an obligation will be fulfilled, e.g. under a transit procedure
<a href="#">ChangeLog</a>	0.1	Attribute "Query type" removed and replaced by ""MESSAGE.Sub type, coded""
Status	R	
<b>Reference</b>		
WCO Id/Name	100	
WCO Desc		A reference number to identify the undertaking given as a written guarantee in cash, bond, or by other such means in order to ensure that an obligation will be fulfilled
Format	an..35	
Status	R	
<b>f. I6 – Query results</b>		
<b>MESSAGE</b>		
WCO Id/Name	75B	
WCO Desc		Exchange of information between Governmental organizations
<a href="#">ChangeLog</a>	0.1	Removed 'Sender identification' from the Data model. Is technical attribute.
<b>Message function, coded</b>		
Format	n..2	
WCO Id/Name	017	
WCO Desc		Code indicating the function of a document
Code list	CL16	Message function code
Status	R	
Restricted code(s)	10	Not found
Restricted code(s)	11	Response
<b>Functional reference</b>		
Format	an..35	
WCO Id/Name	D026	
WCO Desc		Reference number identifying a specific information exchange
Remark		REFERENCE TO THE PREVIOUS MESSAGE
Status	R	
<b>Message reference number</b>		
Format	an..35	

WCO Id/Name	D014	
WCO Desc		Reference number identifying a specific document
<a href="#">ChangeLog</a>	0.2	Format changed from an..14 to an..35
Status	R	
<b>Type, coded</b>		
Format	an..3	
WCO Id/Name	D013	
WCO Desc		Code specifying the name of a document
Code list	CL26	Message type
<a href="#">ChangeLog</a>	0.1	CL06 (Document name code) replaced by CL26 (Message types) Name of CL26 changed from 'Message sub types' to 'Message types'
Status	R	
Restricted code(s)	I6	Query results
<b>ERROR</b>		<b>Occurrence 0 .. unbounded</b>
WCO Id/Name	53A	
WCO Desc		Details to identify data validation errors
<a href="#">ChangeLog</a>	0.1	Changed cardinality from 0..1 to 0..unbounded
Status	D	
Condition	C006	
<b>Error, coded</b>		
WCO Id/Name	377	
WCO Desc		Code specifying a data validation error
Format	an..8	
Code list	CL99	Error code
Status	R	
<b>POINTER</b>		<b>Occurrence 1 .. unbounded</b>
WCO Id/Name	97A	
WCO Desc		Details to refer to a functional attribute within a declaration
<b>Sequence number</b>		
WCO Id/Name	006	
WCO Desc		Number indicating the position in a sequence
Format	n..5	
Status	R	
<b>Document/message section, coded</b>		
WCO Id/Name	375	
WCO Desc		Code specifying a section of a document/message
Format	an..3	
Code list	CL18	Message section code (codes to be defined)
Status	R	
<b>Tag identifier</b>		
WCO Id/Name	381	
WCO Desc		Data element tag identifier
Format	an..4	
Code list	CL19	Pointer code (codes to be defined)
Status	R	
<b>GUARANTEE</b>		<b>Occurrence 1 .. 1</b>
WCO Id/Name	90A	
WCO Desc		Details regarding undertaking given in cash, bond or as a written guarantee to ensure that an obligation will be fulfilled, e.g. under a transit procedure
Status	R	
<b>Acceptance date</b>		
Format	an..35	
WCO Id/Name	023	
WCO Desc		Date on which a document has been or will be accepted in accordance with Governmental legislation
<a href="#">ChangeLog</a>	0.2	New attribute
Status	O	
<b>Cancellation date</b>		
Format	an..35	
WCO Id/Name	373	
WCO Desc		Date and time when the document/message was cancelled
<a href="#">ChangeLog</a>	0.2	New attribute
Status	O	
<b>Validity</b>		
Format	an..35	

WCO Id/Name	275	
WCO Desc		The expiry date of the document (e.g. license, visa, permit, certificate)
<a href="#">ChangeLog</a>	0.2	Format changed from n8 to an..17
<a href="#">ChangeLog</a>	0.3	Date format changed to an..35
Status	R	
<b>Issuing date</b>		
Format	an..35	
WCO Id/Name	D011	
WCO Desc		Date at which a document was issued and when appropriate, signed or otherwise authenticated
<a href="#">ChangeLog</a>	0.2	New attribute
Status	R	
<b>Guarantee status</b>		
Format	an..3	
WCO Id/Name	019	
WCO Desc		Code specifying the status of a document
Code list	CL22	Guarantee status
<a href="#">ChangeLog</a>	0.2	New attribute
Status	R	
<b>Reference</b>		
WCO Id/Name	100	
WCO Desc		A reference number to identify the undertaking given as a written guarantee in cash, bond, or by other such means in order to ensure that an obligation will be fulfilled
Format	an..35	
Status	R	
<b>Guarantee type</b>		
WCO Id/Name	101	
WCO Desc		A code identifying the type of undertaking given as a written guarantee, in cash, bond, or by other such means in order to ensure that an obligation will be fulfilled
Format	an..3	
Code list	CL12	Guarantee type code
Status	R	
<b>ADVANCEDCARGOINFORMATION</b>		<b>Occurrence 0 .. unbounded</b>
WCO Id/Name	42A	
WCO Desc		Any statement or action, in any form prescribed or accepted by the Governmental Agency, giving information or particulars required by the Governmental Agency
Status	O	
<b>Reference</b>		
Format	an..35	
WCO Id/Name	D014	
WCO Desc		Reference number identifying a specific document
Remark		Document reference number, assigned by the Government
Status	R	
<b>Issuing date</b>		
Format	an..35	
WCO Id/Name	D011	
WCO Desc		Date at which a document was issued and when appropriate, signed or otherwise authenticated
<a href="#">ChangeLog</a>	0.3	Date format changed to an..35
<a href="#">ChangeLog</a>	0.3	Changed the attribute name from 'Date' to 'Issuing date'.
Status	R	
<b>Total gross weight</b>		
WCO Id/Name	131	
WCO Desc		Weight (mass) of goods including packaging but excluding the carrier's equipment for a document
Format	n..16,6	
SAFE information	Yes	
Status	R	
<b>ADDITIONALINFORMATION</b>		<b>Occurrence 0 .. 1</b>
WCO Id/Name	03A	
WCO Desc		Special request to government from declarant to take or not to take action
Status	D	
Condition	C008	
<a href="#">ChangeLog</a>	0.3	Status changed from Required (R) to Conditional (D). Added Condition C008

<b>Remarks</b>		
WCO Id/Name	105	
WCO Desc		Free text field available to the message sender for information
Format	an..512	
Status	R	
<b>Heavy and bulky goods indicator</b>		
WCO Id/Name	226	
WCO Desc		Coded form of an additional statement
Format	an..17	
Code list	CL14	Indicator
Status	R	
<b>AGENT</b>		<b>Occurrence 0 .. 1</b>
WCO Id/Name	05A	
WCO Desc		Person authorised to act on behalf of another party
Status	O	
SAFE information	Yes	
<b>Name</b>		
Format	an..70	
WCO Id/Name	R003	
WCO Desc		Name and address of a party authorised to act on behalf of another party
<a href="#">ChangeLog</a>	0.3	Added 'Name' to the Agent class
Status	D	
Condition	C001	
<b>Code</b>		
Format	an..17	
WCO Id/Name	R004	
WCO Desc		Identification of a party authorised to act on behalf of another party
Status	D	
Condition	C001	
<a href="#">ChangeLog</a>	0.3	Status changed from Required (R) to Dependent (C) New Condition C001
Status	R	
<b>Role, coded</b>		
Format	an..3	
WCO Id/Name	R005	
WCO Desc		Code giving specific meaning to a party
Code list	CL02	Party role codes
Status	R	
<b>AMENDMENT</b>		<b>Occurrence 0 .. unbounded</b>
WCO Id/Name	06A	
WCO Desc		Details for updating declaration data. Can cover the whole WCO Data Model
Status	D	
Condition	C008	
<a href="#">ChangeLog</a>	0.3	Status changed from Optional to Dependent. Added Condition C008
<b>Amendment code</b>		
WCO Id/Name	099	
WCO Desc		Code specifying the reason for a change
Format	an..3	
Code list	CL17	Amendment code
Status	R	
<b>POINTER</b>		<b>Occurrence 1 .. unbounded</b>
WCO Id/Name	97A	
WCO Desc		Details to refer to a functional attribute within a declaration
Status	R	
<b>Sequence number</b>		
WCO Id/Name	006	
WCO Desc		Number indicating the position in a sequence
Format	n..5	
Status	R	
<b>Document/message section, coded</b>		
WCO Id/Name	375	
WCO Desc		Code specifying a section of a document/message
Format	an..3	
Code list	CL18	Message section code (codes to be defined)
Status	R	



<b>Tag identifier</b>		
WCO Id/Name	381	
WCO Desc		Data element tag identifier
Format	an..4	
Code list	CL19	Pointer code (codes to be defined)
Status	R	
<b>SUBCONTRACTOR</b>		<b>Occurrence 0 .. 1</b>
WCO Id/Name	18A	
WCO Desc		Name and address details of the party undertaking or arranging transport of goods between named points
Status	O	
<b>Name</b>		
Format	an..70	
WCO Id/Name	R011	
WCO Desc		Name [and address] of party providing the transport of goods between named points
Condition	C001	
Status	D	
<b>Code</b>		
Format	an..17	
WCO Id/Name	R012	
WCO Desc		To identify a party providing the transport of goods between named points
Code list	CL15	International TIR database
Condition	C001	
Status	D	
<b>ADDRESS</b>		<b>Occurrence 0 .. unbounded</b>
WCO Id/Name	04A	
WCO Desc		Details relating to an address
Condition	C001	
Status	D	
<b>City name</b>		
WCO Id/Name	241	
WCO Desc		Name of a city
Format	an..35	
Status	R	
<b>Country, coded</b>		
WCO Id/Name	242	
WCO Desc		Identification of the name of the country or other geographical entity as specified in ISO 3166 and UN/ECE Rec 3
Format	a2	
Code list	CL04	Country name code
Status	R	
<b>Street and number/P.O. Box</b>		
WCO Id/Name	239	
WCO Desc		Specification of the postal delivery point such as street and number or post office box
Format	an..70	
Status	R	
<b>Postcode identification</b>		
WCO Id/Name	245	
WCO Desc		Code specifying a postal zone or address
Format	an..9	
Status	R	
<b>CONSIGNMENT</b>		<b>Occurrence 0 .. unbounded</b>
WCO Id/Name	28A	
WCO Desc		Details about the transport between a consignor and a consignee as specified in the transport contract document
Status	D	
Condition	C008	
<b>ChangeLog</b>	0.3	Status changed from Required (R) to Conditional (D). Added Condition C008
<b>Sequence number</b>		
WCO Id/Name	006	
WCO Desc		Number indicating the position in a sequence
Format	n..5	
Status	R	

<b>ATTACHEDDOCUMENTS</b>		<b>Occurrence 0 .. unbounded</b>
WCO Id/Name	02A	
WCO Desc		Details related to additional documents supplied as part of a declaration or sought as part of a response
Remark		Also needed for EX1, not in Objecteering
Status	O	
<b>Number</b>		
Format	an..35	
WCO Id/Name	D005	
WCO Desc		Identifier of a document providing additional information
Status	R	
<b>Issuing date</b>		
Format	an..35	
WCO Id/Name	D002	
WCO Desc		Date at which an additional document was issued and when appropriate, signed or otherwise authenticated
<b>ChangeLog</b>	0.3	Date format changed to an..35
Status	R	
<b>Type, coded</b>		
Format	an..3	
WCO Id/Name	D006	
WCO Desc		Code specifying the name of an additional document
Code list	CL06	Document name code
Status	R	
<b>BINARYFILE</b>		<b>Occurrence 0 .. 1</b>
WCO Id/Name	72B	
WCO Desc		A computer file or program stored in a binary format
Status	O	
<b>Identification</b>		
WCO Id/Name	M001	
WCO Desc		A unique identifier for this binary file
Format	an..256	
Status	R	
<b>Title</b>		
WCO Id/Name	M002	
WCO Desc		A title, expressed as text, for this binary file
Format	an..256	
Status	R	
<b>Author name</b>		
WCO Id/Name	M003	
WCO Desc		An author name, expressed as text, of this binary file
Format	an..70	
Status	O	
<b>Version</b>		
WCO Id/Name	M004	
WCO Desc		A unique version identifier for this binary file
Format	an..17	
Status	O	
<b>File name</b>		
WCO Id/Name	M005	
WCO Desc		A file name, expressed as text, of this binary file
Format	an..256	
Status	O	
<b>BinaryFile</b>		
<b>URI</b>		
WCO Id/Name	M006	
WCO Desc		A unique Uniform Resource Identifier (URI) for this binary file
Format	an..2048	
Status	O	
<b>MIME</b>		
WCO Id/Name	M007	
WCO Desc		A code specifying the Multipurpose Internet Mail Extensions (MIME) type for this binary file
Format	an..70	
Status	O	
<b>Encoding</b>		

WCO Id/Name	M008		
WCO Desc		A code specifying the encoding of this binary file	
Format	an..17		
Status	O		
<b>Character set</b>			
WCO Id/Name	M009		
WCO Desc		A code specifying the character set for this binary file	
Format	n..17		
Status	O		
<b>Include binary object</b>			
WCO Id/Name	M010		
WCO Desc		An included binary object for this binary file	
Format	N/A		
Remark		M010, Binary File Included Binary Object: To be used instead of D030 (Binary Image). D030 is marked for deletion in version 3.4!	
Status	O		
<b>Access</b>			
WCO Id/Name	M011		
WCO Desc		Access information, expressed as text, for this binary file such as security and download parameters	
Format	an..256		
Status	O		
<b>Description</b>			
WCO Id/Name	M012		
WCO Desc		A textual description of this binary file	
Format	an..256		
Status	O		
<b>Size</b>			
WCO Id/Name	M013		
WCO Desc		A measure of the size of this binary file	
Format	n..16,6		
Status	O		
<b>Type</b>			
WCO Id/Name	M014		
WCO Desc		The code specifying the type of binary file, such as photo, spreadsheet	
Format	an..6		
Status	O		
<b>Hash code</b>			
WCO Id/Name	M015		
WCO Desc		Hash code of the linked document	
Format	an..256		
Status	O		
<b>Hash code algorithm id</b>			
WCO Id/Name	M016		
WCO Desc		Code indicating the algorithm used to calculate the hash code (e.g. MD5, ..)	
Format	an..6		
Status	O		
<b>CONSIGNMENTITEM</b>		<b>Occurrence 1 .. unbounded</b>	
WCO Id/Name	29A		
WCO Desc		Details of an item in a consignment	
Status	R		
<b>Sequence number</b>			
WCO Id/Name	006		
WCO Desc		Number indicating the position in a sequence	
Format	n..5		
Status	R		
<b>ADDITIONALINFORMATION</b>		<b>Occurrence 0 .. unbounded</b>	
WCO Id/Name	03A		
WCO Desc		Special request to government from declarant to take or not to take action	
Status	O		
<b>Remarks</b>			
WCO Id/Name	105		
WCO Desc		Free text field available to the message sender for information	
Format	an..512		
Status	R		
<b>GOODS</b>		<b>Occurrence 1 .. 1</b>	

WCO Id/Name	23A	
WCO Desc		Details about the properties of the goods
Status	R	
<b>Description</b>		
WCO Id/Name	138	
WCO Desc		Plain language description of the cargo of a means of transport, in general terms only
Format	an..256	
SAFE information	Yes	
Status	D	
Condition	C004	
<b>CLASSIFICATION</b>		<b>Occurrence 0 .. unbounded</b>
WCO Id/Name	21A	
WCO Desc		Details about the non-commercial categorization of a commodity by a standard-setting organization
SAFE information	Yes	
Status	O	
<b>Code</b>		
WCO Id/Name	145	
WCO Desc		The non-commercial categorization of a commodity by a standard-setting organization
Format	an..18	
Status	O	
<b>Type</b>		
WCO Id/Name	337	
WCO Desc		A qualifier to describe the commodity classification, e.g. Harmonized Tariff Schedule (HTS), Export Control Classification Code (ECCC), UNDG Code list, International Code of Zoological Nomenclature (ICZN)
Format	an..3	
Code list	CL03	Item type identification code
Status	R	
<b>CONSIGNEE</b>		<b>Occurrence 0 .. 1</b>
WCO Id/Name	27A	
WCO Desc		Name and address details of the party to which goods are consigned
SAFE information	Yes	
Status	O	
<b>Name</b>		
Format	an..70	
WCO Id/Name	R014	
WCO Desc		Name [and address] of party to which goods are consigned
Status	D	
Condition	C001	
<b>Code</b>		
Format	an..17	
WCO Id/Name	R015	
WCO Desc		Identifier of party to which goods are consigned
Remark		Code list to be defined
Status	D	
Condition	C001	
<b>ADDRESS</b>		<b>Occurrence 0 .. 1</b>
WCO Id/Name	04A	
WCO Desc		Details relating to an address
Status	D	
Condition	C001	
<b>City name</b>		
WCO Id/Name	241	
WCO Desc		Name of a city
Format	an..35	
Status	R	
<b>Country, coded</b>		
WCO Id/Name	242	
WCO Desc		Identification of the name of the country or other geographical entity as specified in ISO 3166 and UN/ECE Rec 3
Format	a2	
Code list	CL04	Country name code
Status	R	

<b>Street and number/P.O. Box</b>		
WCO Id/Name	239	
WCO Desc		Specification of the postal delivery point such as street and number or post office box
Format	an..70	
Status	R	
<b>Postcode identification</b>		
WCO Id/Name	245	
WCO Desc		Code specifying a postal zone or address
Format	an..9	
Status	R	
<b>CONSIGNOR</b>		<b>Occurrence 0 .. 1</b>
WCO Id/Name	30A	
WCO Desc		Name and address details of the party which, by contract with a carrier, consigns or sends goods with the carrier, or has them conveyed by him
Status	O	
SAFE information	Yes	
<b>Name</b>		
Format	an..70	
WCO Id/Name	R020	
WCO Desc		Name of the party consigning goods as stipulated in the transport contract by the party ordering transport
Status	D	
Condition	C001	
<b>Code</b>		
Format	an..17	
WCO Id/Name	R021	
WCO Desc		To identify the party consigning goods as stipulated in the transport contract by the party ordering transport
Status	D	
Condition	C001	
<b>ADDRESS</b>		<b>Occurrence 0 .. 1</b>
WCO Id/Name	04A	
WCO Desc		Details relating to an address
Status	D	
Condition	C001	
<b>City name</b>		
WCO Id/Name	241	
WCO Desc		Name of a city
Format	an..35	
Status	R	
<b>Country, coded</b>		
WCO Id/Name	242	
WCO Desc		Identification of the name of the country or other geographical entity as specified in ISO 3166 and UN/ECE Rec 3
Format	a2	
Code list	CL04	Country name code
Status	R	
<b>Street and number/P.O. Box</b>		
WCO Id/Name	239	
WCO Desc		Specification of the postal delivery point such as street and number or post office box
Format	an..70	
Status	R	
<b>Postcode identification</b>		
WCO Id/Name	245	
WCO Desc		Code specifying a postal zone or address
Format	an..9	
Status	R	
<b>DELIVERYDESTINATION</b>		<b>Occurrence 1 .. 1</b>
WCO Id/Name	44A	
WCO Desc		The party to which goods are to be delivered
Status	R	
<b>Name</b>		
Format	an..70	

WCO Id/Name	R027		
WCO Desc		Name and address of the party to which goods are to be delivered. Address, region and/or country as required by national legislation or according to national requirements	
Status	R		
<b>ADDRESS</b>			<b>Occurrence 1 .. 1</b>
WCO Id/Name	04A		
WCO Desc		Details relating to an address	
Status	R		
<b>City name</b>			
WCO Id/Name	241		
WCO Desc		Name of a city	
Format	an..35		
Status	R		
<b>Country, coded</b>			
WCO Id/Name	242		
WCO Desc		Identification of the name of the country or other geographical entity as specified in ISO 3166 and UN/ECE Rec 3	
Format	a2		
Code list	CL04	Country name code	
Status	R		
<b>Street and number/P.O. Box</b>			
WCO Id/Name	239		
WCO Desc		Specification of the postal delivery point such as street and number or post office box	
Format	an..70		
Status	R		
<b>Postcode identification</b>			
WCO Id/Name	245		
WCO Desc		Code specifying a postal zone or address	
Format	an..9		
Status	R		
<b>GOODSMEASURE</b>			<b>Occurrence 1 .. 1</b>
WCO Id/Name	65A		
WCO Desc		Details about the goods weight, quantities, and amounts	
Status	R		
<b>Gross weight</b>			
WCO Id/Name	126		
WCO Desc		Weight of line item including packaging but excluding the transport equipment	
Format	n..16,6		
Status	R		
<b>PACKAGING</b>			<b>Occurrence 1 .. 1</b>
WCO Id/Name	93A		
WCO Desc		Details related to packaging	
Status	R		
<b>Marks and numbers</b>			
WCO Id/Name	142		
WCO Desc		Free form description of the marks and numbers on a transport unit or package	
Format	an..512		
Status	R		
<b>Number of packages</b>			
WCO Id/Name	144		
WCO Desc		Number of individual items packaged in such a way that they cannot be divided without first undoing the packing	
Format	n..8		
SAFE information	Yes		
Status	R		
<b>Type, coded</b>			
WCO Id/Name	141		
WCO Desc		Code specifying the type of package of an item	
Format	an..2		
Code list	CL07	Package type description code	
SAFE information	Yes		
Status	R		
<b>TRANSPORTEQUIPMENT</b>			<b>Occurrence 0 .. 1</b>

WCO Id/Name	31B	
WCO Desc		Details of Transport equipment used for the consignment
<b>ChangeLog</b>	0.1	The attributes 'Seal number' and 'Size and type identification' moved to 'Consignment.TransportEquipment.Seals' and 'Consignment.TransportEquipment'class.
Status	D	
Condition	C003	
SAFE information	Yes	
<b>Identification</b>		
WCO Id/Name	159	
WCO Desc		Marks (letters and/or numbers) which identify equipment e.g. unit load device
Format	an..17	
SAFE information	Yes	
<b>ChangeLog</b>	0.1	Also added to Consignment level.
Status	R	
<b>UCR</b>		<b>Occurrence 0 .. 1</b>
WCO Id/Name	35B	
WCO Desc		Unique Trader Reference such as UCR
SAFE information	Yes	
Status	O	
<b>Identifier</b>		
WCO Id/Name	016	
WCO Desc		Unique number assigned to goods being subject to cross border transactions
Format	an..35	
Status	R	
<b>LOADINGLOCATION</b>		<b>Occurrence 0 .. 1</b>
WCO Id/Name	83A	
WCO Desc		Place at which the goods (consignments) are loaded on to the active means of transport
SAFE information	Yes	
Status	O	
<b>Name</b>		
Format	an..256	
WCO Id/Name	L009	
WCO Desc		Name of a seaport, airport, freight terminal, rail station or other place at which goods are loaded onto the means of transport being used for their carriage
Status	R	
<b>NOTIFYPARTY</b>		<b>Occurrence 0 .. 1</b>
WCO Id/Name	89A	
WCO Desc		Details related to a party to be notified
Status	O	
<b>Name</b>		
Format	an..70	
WCO Id/Name	R045	
WCO Desc		Name [and address] of party to be notified
Status	D	
Condition	C001	
<b>Code</b>		
Format	an..17	
WCO Id/Name	R046	
WCO Desc		Identification of a party to be notified
Status	D	
Condition	C001	
<b>ADDRESS</b>		<b>Occurrence 0 .. 1</b>
WCO Id/Name	04A	
WCO Desc		Details relating to an address
Status	D	
Condition	C001	
<b>City name</b>		
WCO Id/Name	241	
WCO Desc		Name of a city
Format	an..35	
Status	R	
<b>Country, coded</b>		
WCO Id/Name	242	
WCO Desc		Identification of the name of the country or other geographical entity as specified in ISO 3166 and UN/ECE Rec 3
Format	a2	

Code list	CL04	Country name code
Status	R	
<b>Street and number/P.O. Box</b>		
WCO Id/Name	239	
WCO Desc		Specification of the postal delivery point such as street and number or post office box
Format	an..70	
Status	R	
<b>Postcode identification</b>		
WCO Id/Name	245	
WCO Desc		Code specifying a postal zone or address
Format	an..9	
Status	R	
<b>CUSTOMSOFFICEOFDEPARTURE</b>		<b>Occurrence 1 .. 1</b>
WCO Id/Name	25B	
WCO Desc		Details relating to the place at which the goods depart under customs control of a transit procedure
Status	R	
<b>Code</b>		
Format	an..17	
WCO Id/Name	L087	
WCO Desc		Identification of the place at which the goods depart under Customs control of transit procedure
Code list	CL13	Customs offices database (to be developed)
Status	R	
<b>CUSTOMSOFFICEOFDESTINATION</b>		<b>Occurrence 1 .. 1</b>
WCO Id/Name	26B	
WCO Desc		Place at which the goods are destined under Customs control of transit procedure
Status	R	
<b>Code</b>		
Format	an..17	
WCO Id/Name	L008	
WCO Desc		Identification of the place at which the goods are destined under Customs control of transit procedure
Code list	CL13	Customs offices database (to be developed)
Status	R	
<b>TRANSPORTMEANS</b>		<b>Occurrence 1 .. unbounded</b>
WCO Id/Name	29B	
WCO Desc		Details relating to a means of transport for transit
Status	R	
<b>Identification</b>		
Format	an..25	
WCO Id/Name	T007	
WCO Desc		Name to identify the means of transport used for transit
Status	R	
SAFE information	Yes	
<b>Type, coded</b>		
Format	an..4	
WCO Id/Name	T011	
WCO Desc		Means and mode of transport used for transit, coded
Code list	CL05	Transport means description code
Status	R	
<b>Nationality</b>		
Format	a2	
WCO Id/Name	T015	
WCO Desc		Nationality of the active means of transport used for transit, coded
Code list	CL04	Country name code
SAFE information	Yes	
Status	R	
<b>Conveyance reference number</b>		
WCO Id/Name	149	
WCO Desc		To identify a journey of a means of transport, for example voyage number, flight number, trip number
Format	an..17	
SAFE information	Yes	
Status	O	



<b>COUNTRYOFROUTING</b>		<b>Occurrence 1 .. unbounded</b>
WCO Id/Name	81A	
WCO Desc		Details of the itinerary of the means of transport
<b>ChangeLog</b>	0.1	New Rule R001
Rule	R001	
Status	R	
Rule	R001	
<b>Sequence number</b>		
WCO Id/Name	006	
WCO Desc		Number indicating the position in a sequence
Format	n..5	
Status	R	
<b>ChangeLog</b>	0.1	Added Sequence number to the Country of Routing class
<b>Country, coded</b>		
WCO Id/Name	064	
WCO Desc		Identification of a country through which goods or passengers are routed between the country of original departure and final destination
Format	a2	
Code list	CL04	Country name code
SAFE information	Yes	
Status	R	
<b>CERTIFICATEOFAPPROVAL</b>		<b>Occurrence 0 .. unbounded</b>
WCO Id/Name	02A	
WCO Desc		Details related to additional documents supplied as part of a declaration or sought as part of a response
Status	O	
<b>Number</b>		
Format	an..35	
WCO Id/Name	D005	
WCO Desc		Identifier of a document providing additional information
Status	R	
<b>Issuing date</b>		
Format	an..35	
WCO Id/Name	D002	
WCO Desc		Date at which an additional document was issued and when appropriate, signed or otherwise authenticated
<b>ChangeLog</b>	0.3	Date format changed to an..35
<b>ChangeLog</b>	0.3	Changed the attribute name from 'Date' to 'Issuing date'.
Status	R	
<b>Type, coded</b>		
Format	an..3	
WCO Id/Name	D006	
WCO Desc		Code specifying the name of an additional document
Code list	CL06	Document name code
Status	R	
<b>BINARYFILE</b>		<b>Occurrence 0 .. 1</b>
WCO Id/Name	72B	
WCO Desc		A computer file or program stored in a binary format
Status	O	
<b>Identification</b>		
WCO Id/Name	M001	
WCO Desc		A unique identifier for this binary file
Format	an..256	
Status	R	
<b>Title</b>		
WCO Id/Name	M002	
WCO Desc		A title, expressed as text, for this binary file
Format	an..256	
Status	R	
<b>Author name</b>		
WCO Id/Name	M003	
WCO Desc		An author name, expressed as text, of this binary file
Format	an..70	
Status	O	
<b>Version</b>		

WCO Id/Name	M004	
WCO Desc		A unique version identifier for this binary file
Format	an..17	
Status	O	
<b>File name</b>		
WCO Id/Name	M005	
WCO Desc		A file name, expressed as text, of this binary file
Format	an..256	
Status	O	
<b>URI</b>		
WCO Id/Name	M006	
WCO Desc		A unique Uniform Resource Identifier (URI) for this binary file
Format	an..2048	
Status	O	
<b>MIME</b>		
WCO Id/Name	M007	
WCO Desc		A code specifying the Multipurpose Internet Mail Extensions (MIME) type for this binary file
Format	an..70	
Status	O	
<b>Encoding</b>		
WCO Id/Name	M008	
WCO Desc		A code specifying the encoding of this binary file
Format	an..17	
Status	O	
<b>Character set</b>		
WCO Id/Name	M009	
WCO Desc		A code specifying the character set for this binary file
Format	n..17	
Status	O	
<b>Include binary object</b>		
WCO Id/Name	M010	
WCO Desc		An included binary object for this binary file
Format	N/A	
Remark		M010, Binary File Included Binary Object: To be used instead of D030 (Binary Image). D030 is marked for deletion in version 3.4!
Status	O	
<b>Access</b>		
WCO Id/Name	M011	
WCO Desc		Access information, expressed as text, for this binary file such as security and download parameters
Format	an..256	
Status	O	
<b>Description</b>		
WCO Id/Name	M012	
WCO Desc		A textual description of this binary file
Format	an..256	
Status	O	
<b>Size</b>		
WCO Id/Name	M013	
WCO Desc		A measure of the size of this binary file
Format	n..16,6	
Status	O	
<b>Type</b>		
WCO Id/Name	M014	
WCO Desc		The code specifying the type of binary file, such as photo, spreadsheet
Format	an..6	
Status	O	
<b>Hash code</b>		
WCO Id/Name	M015	
WCO Desc		Hash code of the linked document
Format	an..256	
Status	O	
<b>Hash code algorithm id</b>		
WCO Id/Name	M016	
WCO Desc		Code indicating the algorithm used to calculate the hash code (e.g. MD5, ..)
Format	an..6	

Status	O	
<b>TRANSPORTEQUIPMENT</b>		<b>Occurrence 0 .. unbounded</b>
WCO Id/Name	31B	
WCO Desc		Details of Transport equipment used for the consignment
ChangeLog	0.1	Added new Class "TransportEquipment"
Status	D	
Condition	C003	
<b>Sequence number</b>		
WCO Id/Name	006	
WCO Desc		Number indicating the position in a sequence
Format	n..5	
ChangeLog	0.1	Added new data element
Status	R	
<b>Size and type identification</b>		
WCO Id/Name	152	
WCO Desc		Code specifying the characteristics, i.e. size and type of a piece of transport equipment
Format	an..4	
Code list	CL01	Equipment size and type description code
SAFE information	Yes	
ChangeLog	0.1	Attribute moved from ConsignmentItem.TransportEquipment class.
Status	R	
<b>Identification</b>		
WCO Id/Name	159	
WCO Desc		Marks (letters and/or numbers) which identify equipment e.g. unit load device
Format	an..17	
SAFE information	Yes	
ChangeLog	0.1	Attribute also added to Consignment level
Status	R	
<b>SEAL</b>		<b>Occurrence 0 .. unbounded</b>
WCO Id/Name	44B	
WCO Desc		A device used to secure an object and protect from unauthorized entry or tampering such as a seal affixed to a piece of transport equipment
Status	O	
ChangeLog	0.1	Added new Seal class
<b>Sequence number</b>		
WCO Id/Name	006	
WCO Desc		Number indicating the position in a sequence
Format	n..5	
Status	R	
Rule	R003	
Rule	R004	
<b>Seal number</b>		
WCO Id/Name	165	
WCO Desc		The identification number of a seal affixed to a piece of transport equipment
Format	an..35	
Status	R	
Rule	R005	
<b>Seal type code</b>		
WCO Id/Name	407	
WCO Desc		The code specifying the type of seal applied on a unit of transport equipment
Format	an..3	
Code list	CL08	Seal type code
Status	O	
<b>GUARANTEE</b>		<b>Occurrence 0 .. 1</b>
WCO Id/Name	92B	
WCO Desc		Details regarding undertaking given in cash, bond or as a written guarantee to ensure that an obligation will be fulfilled, e.g. under a transit procedure, related to a declaration
Status	D	
Condition	C008	
ChangeLog	0.3	Status changed from Required (R) to Conditional (D). Added Condition C008
<b>Validity</b>		
Format	an..35	
WCO Id/Name	275	
WCO Desc		The expiry date of the document (e.g. license, visa, permit, certificate)

Status	R	
<a href="#">ChangeLog</a>	0.2	Format changed from n8 to an..17
<b>Reference</b>		
WCO Id/Name	100	
WCO Desc		Details regarding undertaking given in cash, bond or as a written guarantee to ensure that an obligation will be fulfilled, e.g. under a transit procedure
Format	an..35	
Status	R	
<b>Guarantee type, coded</b>		
WCO Id/Name	101	
WCO Desc		Codes specifying details regarding undertaking given in cash, bond or as a written guarantee to ensure that an obligation will be fulfilled, e.g. under a transit procedure
Format	an..3	
Code list	CL12	Guarantee type code
Status	R	
<b>NATIONALREFERENCE</b>		<b>Occurrence 0 .. unbounded</b>
WCO Id/Name	91B	
WCO Desc		Details related to a national reference
<a href="#">ChangeLog</a>	0.2	New Class
Status	O	
<b>Reference</b>		
WCO Id/Name	446	
WCO Desc		Reference under which a government has registered information
Format	an..35	
Status	R	
<b>Country, coded</b>		
WCO Id/Name	450	
WCO Desc		Identification of the name of the national reference issuing country or other geographical entity as specified in ISO 3166 and UN/ECE Rec 3
Format	a2	
Code list	CL04	Country name code
Status	R	
<b>HOLDER</b>		<b>Occurrence 0 .. 1</b>
WCO Id/Name	28B	
WCO Desc		Details relating to a party accepting liability for goods held or moving under a Customs authorization and - when applicable - a guarantee
Status	D	
Condition	C008	
<a href="#">ChangeLog</a>	0.3	Status changed from Required (R) to Conditional (D). Added Condition C008
<b>Name</b>		
Format	an..70	
WCO Id/Name	R001	
WCO Desc		Name [and address] of party accepting liability for goods held or moving under a Customs authorization and - when applicable - a guarantee
Status	O	
<b>Code</b>		
Format	an..17	
WCO Id/Name	R002	
WCO Desc		Identifier of party accepting liability for goods held or moving under a Customs authorization and - when applicable - a guarantee
Code list	CL15	International TIR database
Status	R	
<b>ADDRESS</b>		<b>Occurrence 0 .. 1</b>
WCO Id/Name	04A	
WCO Desc		Details relating to an address
Status	O	
<b>City name</b>		
WCO Id/Name	241	
WCO Desc		Name of a city
Format	an..35	
Status	R	
<b>Country, coded</b>		
WCO Id/Name	242	
WCO Desc		Identification of the name of the country or other geographical entity as specified in ISO 3166 and UN/ECE Rec 3

Format	a2	
Code list	CL04	Country name code
Status	R	
<b>Street and number/P.O. Box</b>		
WCO Id/Name	239	
WCO Desc		Specification of the postal delivery point such as street and number or post office box
Format	an..70	
Status	R	
<b>Postcode identification</b>		
WCO Id/Name	245	
WCO Desc		Code specifying a postal zone or address
Format	an..9	
Status	R	
<b>GUARANTEECHAIN</b>		<b>Occurrence 1 .. 1</b>
WCO Id/Name	19B	
WCO Desc		Details related to a natural or legal person who accepts responsibility in due legal form for the financial consequences of non-fulfilment of another's obligations to the Customs (CCC)
Status	R	
<b>Code</b>		
Format	an..17	
WCO Id/Name	R055	
WCO Desc		The party who agrees to be responsible for the debt or obligation of another
Status	R	
<b>TIROPERATION</b>		<b>Occurrence 0 .. unbounded</b>
WCO Id/Name	78B	
WCO Desc		Details related to a transit operation
Status	O	
<b>Sequence number</b>		
WCO Id/Name	006	
WCO Desc		Number indicating the position in a sequence
Format	n..5	
Status	R	
<b>Registration number</b>		
WCO Id/Name	443	
WCO Desc		Number under which a transit operation is nationally/regionally registered
Format	an..35	
Status	R	
<b>START</b>		<b>Occurrence 0 .. 1</b>
WCO Id/Name	80B	
WCO Desc		Details related to the start of an operation
Status	O	
<b>End date</b>		
WCO Id/Name	356	
WCO Desc		Date and or time at which a specified event is completed
Format	an..35	
<a href="#">ChangeLog</a>	0.3	Date format changed to an..35
<a href="#">ChangeLog</a>	0.3	Changed the attribute name from 'Date' to 'End date'.
Status	R	
<b>Time limit</b>		
WCO Id/Name	264	
WCO Desc		Date and time by when the event has to be completed
Format	an..35	
<a href="#">ChangeLog</a>	0.3	Date format changed to an..35
Status	O	
<b>ADDITIONALINFORMATION</b>		<b>Occurrence 0 .. 1</b>
WCO Id/Name	03A	
WCO Desc		Special request to government from declarant to take or not to take action
Status	O	
<b>Remarks</b>		
WCO Id/Name	105	
WCO Desc		Free text field available to the message sender for information
Format	an..512	
Status	R	
<b>CONSIGNMENT</b>		<b>Occurrence 0 .. 1</b>

WCO Id/Name	28A	
WCO Desc		Details about the transport between a consignor and a consignee as specified in the transport contract document
Rule	R007	
Rule	R006	
Status	O	
<b>ChangeLog</b>	0.3	Cardinality changed from 0..* to 0..1 to align with rule R007 and avoid having to repeat the seals information.
<b>ChangeLog</b>	0.1	Removed ConsignmentItem class. Seals information is provided under Consignment.TransportEquipment.Seals New Rules: R006 and R007
<b>Sequence number</b>		
WCO Id/Name	006	
WCO Desc		Number indicating the position in a sequence
Format	n..5	
Status	R	
<b>TRANSPORTEQUIPMENT</b>		<b>Occurrence 1 .. unbounded</b>
WCO Id/Name	31B	
WCO Desc		Details of Transport equipment used for the consignment
<b>ChangeLog</b>	0.1	Added new TransportEquipment class
Status	R	
<b>Identification</b>		
WCO Id/Name	159	
WCO Desc		Marks (letters and/or numbers) which identify equipment e.g. unit load device
Format	an..17	
Status	R	
<b>SEAL</b>		<b>Occurrence 1 .. unbounded</b>
WCO Id/Name	44B	
WCO Desc		A device used to secure an object and protect from unauthorized entry or tampering such as a seal affixed to a piece of transport equipment
<b>ChangeLog</b>	0.1	Added new SEAL class
Status	R	
<b>Sequence number</b>		
WCO Id/Name	006	
WCO Desc		Number indicating the position in a sequence
Format	n..5	
Status	R	
Rule	R003	
Rule	R004	
<b>Seal number</b>		
WCO Id/Name	165	
WCO Desc		The identification number of a seal affixed to a piece of transport equipment
Format	an..35	
Status	R	
Rule	R005	
<b>Seal type code</b>		
WCO Id/Name	407	
WCO Desc		The code specifying the type of seal applied on a unit of transport equipment
Format	an..3	
Code list	CL08	Seal type code
Status	O	
<b>CONTROL</b>		<b>Occurrence 1 .. 1</b>
WCO Id/Name	38A	
WCO Desc		Details relating to (Governmental) examination
Status	R	
<b>Control type, coded</b>		
WCO Id/Name	449	
WCO Desc		The type of Governmental examination, coded
Format	an..3	
Code list	CL25	Control type code
Status	R	
<b>CONTROLRESULT</b>		<b>Occurrence 1 .. unbounded</b>
WCO Id/Name	83B	
WCO Desc		Details related to the outcome of (Governmental) examination
Status	R	
<b>Code</b>		

WCO Id/Name	444		
WCO Desc		Code indicating the results of a control	
Format	an..3		
Code list	CL24	Control result code	
Status	R		
<b>NATIONALITINERARY</b>			<b>Occurrence 0 .. unbounded</b>
WCO Id/Name	81A		
WCO Desc		Details of the itinerary of the means of transport	
Status	O		
<b>NATIONALITINERARYCUSTOMSOFFICE</b>			<b>Occurrence 1 .. 1</b>
WCO Id/Name	82B		
WCO Desc		Details identifying the government agency office related to the itinerary	
Status	R		
<i>Customs office, coded</i>			
Format	an..17		
WCO Id/Name	G009		
WCO Desc		Government Agency Name, coded	
Code list	CL13	Customs offices database (to be developed)	
Status	R		
<b>CUSTOMSOFFICE</b>			<b>Occurrence 1 .. unbounded</b>
WCO Id/Name	81B		
WCO Desc		Details identifying the government agency office where the transit operation starts	
Description		Customs office where the TIR operation is started.	
Status	R		
<i>Customs office, coded</i>			
Format	an..17		
WCO Id/Name	G008		
WCO Desc		Code of the Customs office starting a transit operation	
Code list	CL13	Customs offices database (to be developed)	
Status	R		
<b>TERMINATION</b>			<b>Occurrence 0 .. 1</b>
WCO Id/Name	84B		
WCO Desc		Details related to the termination of an operation	
Status	O		
<i>End date</i>			
WCO Id/Name	356		
WCO Desc		Date and or time at which a specified event is completed	
Format	an..35		
<a href="#">ChangeLog</a>	0.3	Date format changed to an..35	
<a href="#">ChangeLog</a>	0.3	Changed the attribute name from 'Date' to 'End date'.	
Status	R		
<i>Number of packages</i>			
WCO Id/Name	144		
WCO Desc		Number of individual items packaged in such a way that they cannot be divided without first undoing the packing	
Format	n..8		
Status	R		
<b>ADDITIONALINFORMATION</b>			<b>Occurrence 0 .. 1</b>
WCO Id/Name	03A		
WCO Desc		Special request to government from declarant to take or not to take action	
Status	O		
<i>Reservations</i>			
WCO Id/Name	105		
WCO Desc		Free text field available to the message sender for information	
Format	an..512		
Status	R		
<b>CONSIGNMENT</b>			<b>Occurrence 0 .. 1</b>
WCO Id/Name	28A		
WCO Desc		Details about the transport between a consignor and a consignee as specified in the transport contract document	
Status	O		
Rule	R006		
Rule	R007		

<b>ChangeLog</b>	0.1	Removed ConsignmentItem class. Seals information is provided under Consignment.TransportEquipment.Seals New Rules: R006 and R007
<b>ChangeLog</b>	0.3	Cardinality changed from 0..* to 0..1 to align with rule R007 and avoid having to repeat the seals information.
<b>Sequence number</b>		
WCO Id/Name	006	
WCO Desc		Number indicating the position in a sequence
Format	n..5	
Status	R	
<b>TRANSPORTEQUIPMENT</b> <b>Occurrence 1 .. unbounded</b>		
WCO Id/Name	31B	
WCO Desc		Details of Transport equipment used for the consignment
<b>ChangeLog</b>	0.1	Added new TransportEquipment class
Status	R	
<b>Identification</b>		
WCO Id/Name	159	
WCO Desc		Marks (letters and/or numbers) which identify equipment e.g. unit load device
Format	an..17	
SAFE information	Yes	
Status	R	
<b>SEAL</b> <b>Occurrence 1 .. unbounded</b>		
WCO Id/Name	44B	
WCO Desc		A device used to secure an object and protect from unauthorized entry or tampering such as a seal affixed to a piece of transport equipment
<b>ChangeLog</b>	0.1	Added new SEAL class
Status	R	
<b>Sequence number</b>		
WCO Id/Name	006	
WCO Desc		Number indicating the position in a sequence
Format	n..5	
Status	R	
Rule	R003	
Rule	R004	
<b>Seal number</b>		
WCO Id/Name	165	
WCO Desc		The identification number of a seal affixed to a piece of transport equipment
Format	an..35	
Status	R	
Rule	R006	
<b>Seal type code</b>		
WCO Id/Name	407	
WCO Desc		The code specifying the type of seal applied on a unit of transport equipment
Format	an..3	
Code list	CL08	Seal type code
Status	O	
<b>CONTROL</b> <b>Occurrence 1 .. 1</b>		
WCO Id/Name	38A	
WCO Desc		Details relating to (Governmental) examination
Status	R	
<b>Control type, coded</b>		
WCO Id/Name	449	
WCO Desc		The type of Governmental examination, coded
Format	an..3	
Code list	CL25	Control type code
Status	R	
<b>CONTROLRESULT</b> <b>Occurrence 1 .. unbounded</b>		
WCO Id/Name	83B	
WCO Desc		Details related to the outcome of (Governmental) examination
Status	R	
<b>Code</b>		
WCO Id/Name	444	
WCO Desc		Code indicating the results of a control
Format	an..3	
Code list	CL24	Control result code
Status	R	



<b>CUSTOMSOFFICE</b>		<b>Occurrence 1 .. 1</b>
WCO Id/Name	85B	
WCO Desc		Details identifying the government agency office where the transit operation terminates
Description		Customs office where the TIR operation is terminated.
<b>ChangeLog</b>	0.2	New Class
<b>COMMENT</b>		Added in August 2012 - Reason of change? - Cardinality?
Status	R	
<i>Customs office, coded</i>		
Format	an..17	
WCO Id/Name	G010	
WCO Desc		To identify the termination office
Code list	CL13	Customs offices database (to be developed)
Status	R	
<b>DISCHARGE</b>		<b>Occurrence 0 .. 1</b>
WCO Id/Name	86B	
WCO Desc		Details related to the discharge of an operation
Status	O	
<i>End date</i>		
WCO Id/Name	356	
WCO Desc		Date and or time at which a specified event is completed
Format	an..35	
<b>ChangeLog</b>	0.3	Date format changed to an..35
<b>ChangeLog</b>	0.3	Changed the attribute name from 'Date' to 'End date'.
Status	R	
<b>CUSTOMSOFFICE</b>		<b>Occurrence 1 .. 1</b>
WCO Id/Name	87B	
WCO Desc		Details identifying the government agency office related to the transit operation
Description		Customs office where the TIR operation is discharged.
Status	R	
<i>Customs office, coded</i>		
Format	an..17	
WCO Id/Name	G011	
WCO Desc		Government Agency Name, coded
Code list	CL13	Customs offices database (to be developed)
Status	R	
<b>HOLDER</b>		<b>Occurrence 1 .. 1</b>
WCO Id/Name	28B	
WCO Desc		Details relating to a party accepting liability for goods held or moving under a Customs authorization and - when applicable - a guarantee
Status	R	
<i>Name</i>		
Format	an..70	
WCO Id/Name	R001	
WCO Desc		Name [and address] of party accepting liability for goods held or moving under a Customs authorization and - when applicable - a guarantee
Status	R	
<i>Code</i>		
Format	an..17	
WCO Id/Name	R002	
WCO Desc		Identifier of party accepting liability for goods held or moving under a Customs authorization and - when applicable - a guarantee
Code list	CL15	International TIR database
Status	R	
<b>ADDRESS</b>		<b>Occurrence 1 .. 1</b>
WCO Id/Name	04A	
WCO Desc		Details relating to an address
Status	R	
<i>City name</i>		
WCO Id/Name	241	
WCO Desc		Name of a city
Format	an..35	
Status	R	
<i>Country, coded</i>		

WCO Id/Name	242		
WCO Desc		Identification of the name of the country or other geographical entity as specified in ISO 3166 and UN/ECE Rec 3	
Format	a2		
Code list	CL04	Country name code	
Status	R		
<b>Street and number/P.O. Box</b>			
WCO Id/Name	239		
WCO Desc		Specification of the postal delivery point such as street and number or post office box	
Format	an..70		
Status	R		
<b>Postcode identification</b>			
WCO Id/Name	245		
WCO Desc		Code specifying a postal zone or address	
Format	an..9		
Status	R		
<b>AUTHORIZATION</b>		<b>Occurrence 1 .. 1</b>	
WCO Id/Name	88B		
WCO Desc		Details related to authorization certificates	
Status	R		
<b>Current status</b>			
Format	an..3		
WCO Id/Name	445		
WCO Desc		Code indicating the status of an authorization certificate	
Code list	CL23	Holder status	
Status	R		
<b>ACTIVWITHDRAWAL</b>		<b>Occurrence 0 .. 1</b>	
WCO Id/Name	90B		
WCO Desc		Details related to the withdrawal of an authorization	
Status	0		
<b>Start date</b>			
WCO Id/Name	276		
WCO Desc		The effective date of the document (e.g. license, visa, permit, certificate)	
Format	an..35		
<a href="#">ChangeLog</a>	0.2	Format changed from n8 to an..17	
eTIR Extension		Format will be changed in WCO DM version 3.4 from n8 to an..17	
<a href="#">ChangeLog</a>	0.3	Date format changed to an..35	
<a href="#">ChangeLog</a>	0.3	Changed the attribute name from 'Date' to 'Start date'.	
Status	R		
<b>End date</b>			
WCO Id/Name	275		
WCO Desc		The expiry date of the document (e.g. license, visa, permit, certificate)	
Format	an..35		
<a href="#">ChangeLog</a>	0.2	Format changed from n8 to an..17	
eTIR Extension		Format will be changed in WCO DM version 3.4 from n8 to an..17	
<a href="#">ChangeLog</a>	0.3	Date format changed to an..35	
<a href="#">ChangeLog</a>	0.3	Changed the attribute name from 'Date' to 'End date'.	
Status	0		
<b>ACTIVEEXCLUSION</b>		<b>Occurrence 0 .. unbounded</b>	
WCO Id/Name	89B		
WCO Desc		Details related to an exclusion	
Status	0		
<b>Start date</b>			
WCO Id/Name	276		
WCO Desc		The effective date of the document (e.g. license, visa, permit, certificate)	
Format	an..35		
<a href="#">ChangeLog</a>	0.2	Format changed from n8 to an..17	
eTIR Extension		Format will be changed in WCO DM version 3.4 from n8 to an..17	
<a href="#">ChangeLog</a>	0.3	Date format changed to an..35	
<a href="#">ChangeLog</a>	0.3	Changed the attribute name from 'Date' to 'Start date'.	
Status	R		
<b>End date</b>			
WCO Id/Name	275		
WCO Desc		The expiry date of the document (e.g. license, visa, permit, certificate)	
Format	an..35		
<a href="#">ChangeLog</a>	0.2	Format changed from n8 to an..17	

eTIR Extension		Format will be changed in WCO DM version 3.4 from n8 to an..17
<b>ChangeLog</b>	0.3	Date format changed to an..35
<b>ChangeLog</b>	0.3	Changed the attribute name from 'Date' to 'End date'.
Status	0	
<b>Country, coded</b>		
WCO Id/Name	447	
WCO Desc		To identify the country of exclusion
Format	a2	
Code list	CL04	Country name code
Status	R	

## g. I7 – Record advanced cargo information

<b>MESSAGE</b>		
WCO Id/Name	75B	
WCO Desc		Exchange of information between Governmental organizations
<b>ChangeLog</b>	0.1	Removed 'Sender identification' from the Data model. Is technical attribute.
<b>Message function, coded</b>		
Format	n..2	
WCO Id/Name	017	
WCO Desc		Code indicating the function of a document
Code list	CL16	Message function code
Status	R	
Restricted code(s)	4	Change
Restricted code(s)	9	Original
<b>Message reference number</b>		
Format	an..35	
WCO Id/Name	D014	
WCO Desc		Reference number identifying a specific document
<b>ChangeLog</b>	0.2	Format changed from an..14 to an..35
Status	R	
<b>Type, coded</b>		
Format	an..3	
WCO Id/Name	D013	
WCO Desc		Code specifying the name of a document
Code list	CL26	Message type
<b>ChangeLog</b>	0.1	CL06 (Document name code) replaced by CL26 (Message types) Name of CL26 changed from 'Message sub types' to 'Message types'
Status	R	
Restricted code(s)	I7	Record advanced cargo information
<b>ADVANCEDCARGOINFORMATION</b>		<b>Occurrence 1 .. 1</b>
WCO Id/Name	42A	
WCO Desc		Any statement or action, in any form prescribed or accepted by the Governmental Agency, giving information or particulars required by the Governmental Agency
Status	R	
<b>Message function, coded</b>		
Format	n..2	
WCO Id/Name	017	
WCO Desc		Code indicating the function of a document
Code list	CL16	Message function code
Status	R	
Restricted code(s)	1	Cancellation
Restricted code(s)	4	Change
Restricted code(s)	9	Original
<b>ChangeLog</b>	0.3	Added restricted code '1' (Cancellation). This code makes it possible to cancel the Declaration.
<b>ChangeLog</b>	0.3	Added new attribute 'Message function, coded'
<b>Functional reference</b>		
Format	an..35	
WCO Id/Name	D026	
WCO Desc		Reference number identifying a specific information exchange
Remark		Document reference number, assigned by the Trader
<b>ChangeLog</b>	0.3	Added 'Functional reference' to allow Declaration updates and cancellations to make reference to the original Declaration.
Status	D	

Condition	C008	
<b>Message reference number</b>		
Format	an..35	
WCO Id/Name	D014	
WCO Desc		Reference number identifying a specific document
Remark		Document reference number, assigned by the Government
Status	R	
<b>Issuing date</b>		
Format	an..35	
WCO Id/Name	D011	
WCO Desc		Date at which a document was issued and when appropriate, signed or otherwise authenticated
<a href="#">ChangeLog</a>	0.3	Date format changed to an..35
<a href="#">ChangeLog</a>	0.3	Changed the attribute name from 'Date' to 'Issuing date'.
Status	R	
<b>Type, coded</b>		
Format	an..3	
WCO Id/Name	D013	
WCO Desc		Code specifying the name of a document
Code list	CL26	Message type
Status	R	
Restricted code(s)	E9	Advanced cargo information
<a href="#">ChangeLog</a>	0.3	Added new attribute 'Type, coded'
<b>Version</b>		
Format	an..9	
WCO Id/Name	383	
WCO Desc		The sequential number that determines the version of a specific document/ message number
<a href="#">ChangeLog</a>	0.3	Added new attribute 'Version' to the Message class
Remark		The version number of the original version (Function 9) is always '1'. Subsequent Update or Cancellation messages are numbered incrementally.
Status	R	
<b>Total gross weight</b>		
WCO Id/Name	131	
WCO Desc		Weight (mass) of goods including packaging but excluding the carrier's equipment for a document
Format	n..16,6	
SAFE information	Yes	
Status	O	
<b>ADDITIONALINFORMATION</b>		<b>Occurrence 0 .. 1</b>
WCO Id/Name	03A	
WCO Desc		Special request to government from declarant to take or not to take action
Status	D	
Condition	C008	
<a href="#">ChangeLog</a>	0.3	Status changed from Required (R) to Conditional (D). Added Condition C008
<b>Remarks</b>		
WCO Id/Name	105	
WCO Desc		Free text field available to the message sender for information
Format	an..512	
Status	O	
<b>Heavy and bulky goods indicator</b>		
WCO Id/Name	226	
WCO Desc		Coded form of an additional statement
Format	an..17	
Code list	CL14	Indicator
Status	R	
Restricted code(s)	0	No
Restricted code(s)	1	Yes
<b>AGENT</b>		<b>Occurrence 0 .. 1</b>
WCO Id/Name	05A	
WCO Desc		Person authorised to act on behalf of another party
Status	O	
SAFE information	Yes	
<b>Name</b>		
Format	an..70	

WCO Id/Name	R003	
WCO Desc		Name and address of a party authorised to act on behalf of another party
<a href="#">ChangeLog</a>	0.3	Added 'Name' to the Agent class
Status	D	
Condition	C001	
<b>Code</b>		
Format	an..17	
WCO Id/Name	R004	
WCO Desc		Identification of a party authorised to act on behalf of another party
Status	D	
Condition	C001	
<a href="#">ChangeLog</a>	0.3	Status changed from Required (R) to Dependent (C) New Condition C001
Status	R	
<b>Role, coded</b>		
Format	an..3	
WCO Id/Name	R005	
WCO Desc		Code giving specific meaning to a party
Code list	CL02	Party role codes
Status	R	
<b>AMENDMENT</b>		<b>Occurrence 0 .. unbounded</b>
WCO Id/Name	06A	
WCO Desc		Details for updating declaration data. Can cover the whole WCO Data Model
Status	D	
Condition	C008	
<a href="#">ChangeLog</a>	0.3	Changed Condition C008
<b>Amendment code</b>		
WCO Id/Name	099	
WCO Desc		Code specifying the reason for a change
Format	an..3	
Code list	CL17	Amendment code
Status	R	
<b>POINTER</b>		<b>Occurrence 1 .. unbounded</b>
WCO Id/Name	97A	
WCO Desc		Details to refer to a functional attribute within a declaration
Status	R	
<b>Sequence number</b>		
WCO Id/Name	006	
WCO Desc		Number indicating the position in a sequence
Format	n..5	
Status	R	
<b>Document/message section, coded</b>		
WCO Id/Name	375	
WCO Desc		Code specifying a section of a document/message
Format	an..3	
Code list	CL18	Message section code (codes to be defined)
Status	R	
<b>Tag identifier</b>		
WCO Id/Name	381	
WCO Desc		Data element tag identifier
Format	an..4	
Code list	CL19	Pointer code (codes to be defined)
Status	R	
<b>SUBCONTRACTOR</b>		<b>Occurrence 0 .. unbounded</b>
WCO Id/Name	18A	
WCO Desc		Name and address details of the party undertaking or arranging transport of goods between named points
Status	O	
<b>Name</b>		
Format	an..70	
WCO Id/Name	R011	
WCO Desc		Name [and address] of party providing the transport of goods between named points
Status	D	
Condition	C001	
<b>Code</b>		

Format	an..17	
WCO Id/Name	R012	
WCO Desc		To identify a party providing the transport of goods between named points
Code list	CL15	International TIR database
Status	D	
Condition	C001	
<b>ADDRESS</b>		<b>Occurrence 0 .. unbounded</b>
WCO Id/Name	04A	
WCO Desc		Details relating to an address
Status	D	
Condition	C001	
<b>City name</b>		
WCO Id/Name	241	
WCO Desc		Name of a city
Format	an..35	
Status	R	
<b>Country, coded</b>		
WCO Id/Name	242	
WCO Desc		Identification of the name of the country or other geographical entity as specified in ISO 3166 and UN/ECE Rec 3
Format	a2	
Code list	CL04	Country name code
Status	R	
<b>Street and number/P.O. Box</b>		
WCO Id/Name	239	
WCO Desc		Specification of the postal delivery point such as street and number or post office box
Format	an..70	
Status	R	
<b>Postcode identification</b>		
WCO Id/Name	245	
WCO Desc		Code specifying a postal zone or address
Format	an..9	
Status	R	
<b>CONSIGNMENT</b>		<b>Occurrence 0 .. unbounded</b>
WCO Id/Name	28A	
WCO Desc		Details about the transport between a consignor and a consignee as specified in the transport contract document
Status	D	
Condition	C008	
<a href="#">ChangeLog</a>	0.3	Status changed from Required (R) to Conditional (D). Added Condition C008
<b>Sequence number</b>		
WCO Id/Name	006	
WCO Desc		Number indicating the position in a sequence
Format	n..5	
Status	R	
<b>ATTACHEDDOCUMENTS</b>		<b>Occurrence 0 .. unbounded</b>
WCO Id/Name	02A	
WCO Desc		Details related to additional documents supplied as part of a declaration or sought as part of a response
Remark		Also needed for EX1, not in Objecteering
Status	O	
<b>Number</b>		
Format	an..35	
WCO Id/Name	D005	
WCO Desc		Identifier of a document providing additional information
Status	R	
<b>Issuing date</b>		
Format	an..35	
WCO Id/Name	D002	
WCO Desc		Date at which an additional document was issued and when appropriate, signed or otherwise authenticated
<a href="#">ChangeLog</a>	0.3	Date format changed to an..35
Status	R	
<b>Type, coded</b>		
Format	an..3	

WCO Id/Name	D006	
WCO Desc		Code specifying the name of an additional document
Code list	CL06	Document name code
Status	R	
<b>BINARYFILE</b>		<b>Occurrence 0 .. 1</b>
WCO Id/Name	72B	
WCO Desc		A computer file or program stored in a binary format
Status	O	
<b>Identification</b>		
WCO Id/Name	M001	
WCO Desc		A unique identifier for this binary file
Format	an..256	
Status	R	
<b>Title</b>		
WCO Id/Name	M002	
WCO Desc		A title, expressed as text, for this binary file
Format	an..256	
Status	R	
<b>Author name</b>		
WCO Id/Name	M003	
WCO Desc		An author name, expressed as text, of this binary file
Format	an..70	
Status	O	
<b>Version</b>		
WCO Id/Name	M004	
WCO Desc		A unique version identifier for this binary file
Format	an..17	
Status	O	
<b>File name</b>		
WCO Id/Name	M005	
WCO Desc		A file name, expressed as text, of this binary file
Format	an..256	
Status	O	
<b>URI</b>		
WCO Id/Name	M006	
WCO Desc		A unique Uniform Resource Identifier (URI) for this binary file
Format	an..2048	
Status	O	
<b>MIME</b>		
WCO Id/Name	M007	
WCO Desc		A code specifying the Multipurpose Internet Mail Extensions (MIME) type for this binary file
Format	an..70	
Status	O	
<b>Encoding</b>		
WCO Id/Name	M008	
WCO Desc		A code specifying the encoding of this binary file
Format	an..17	
Status	O	
<b>Character set</b>		
WCO Id/Name	M009	
WCO Desc		A code specifying the character set for this binary file
Format	n..17	
Status	O	
<b>Include binary object</b>		
WCO Id/Name	M010	
WCO Desc		An included binary object for this binary file
Format	N/A	
Remark		M010, Binary File Included Binary Object: To be used instead of D030 (Binary Image). D030 is marked for deletion in version 3.4!
Status	O	
<b>Access</b>		
WCO Id/Name	M011	
WCO Desc		Access information, expressed as text, for this binary file such as security and download parameters
Format	an..256	
Status	O	

<b>Description</b>			
WCO Id/Name	M012		
WCO Desc		A textual description of this binary file	
Format	an..256		
Status	O		
<b>Size</b>			
WCO Id/Name	M013		
WCO Desc		A measure of the size of this binary file	
Format	n..16,6		
Status	O		
<b>Type</b>			
WCO Id/Name	M014		
WCO Desc		The code specifying the type of binary file, such as photo, spreadsheet	
Format	an..6		
Status	O		
<b>Hash code</b>			
WCO Id/Name	M015		
WCO Desc		Hash code of the linked document	
Format	an..256		
Status	O		
<b>Hash code algorithm id</b>			
WCO Id/Name	M016		
WCO Desc		Code indicating the algorithm used to calculate the hash code (e.g. MD5, ..)	
Format	an..6		
Status	O		
<b>CONSIGNMENTITEM</b>			<b>Occurrence 1 .. unbounded</b>
WCO Id/Name	29A		
WCO Desc		Details of an item in a consignment	
Status	R		
<b>Sequence number</b>			
WCO Id/Name	006		
WCO Desc		Number indicating the position in a sequence	
Format	n..5		
Status	R		
<b>ADDITIONALINFORMATION</b>			<b>Occurrence 0 .. unbounded</b>
WCO Id/Name	03A		
WCO Desc		Special request to government from declarant to take or not to take action	
Status	O		
<b>Remarks</b>			
WCO Id/Name	105		
WCO Desc		Free text field available to the message sender for information	
Format	an..512		
Status	R		
<b>GOODS</b>			<b>Occurrence 1 .. 1</b>
WCO Id/Name	23A		
WCO Desc		Details about the properties of the goods	
Status	R		
<b>Description</b>			
WCO Id/Name	138		
WCO Desc		Plain language description of the cargo of a means of transport, in general terms only	
Format	an..256		
Status	D		
Condition	C004		
<b>CLASSIFICATION</b>			<b>Occurrence 0 .. unbounded</b>
WCO Id/Name	21A		
WCO Desc		Details about the non-commercial categorization of a commodity by a standard-setting organization	
SAFE information	Yes		
Status	O		
<b>Code</b>			
WCO Id/Name	145		
WCO Desc		The non-commercial categorization of a commodity by a standard-setting organization	
Format	an..18		
Status	R		



<b>Type</b>		
WCO Id/Name	337	
WCO Desc		A qualifier to describe the commodity classification, e.g. Harmonized Tariff Schedule (HTS), Export Control Classification Code (ECCC), UNDG Code list, International Code of Zoological Nomenclature (ICZN)
Format	an..3	
Code list	CL03	Item type identification code
Status	R	
Restricted code(s)	HS	Harmonised system
<b>CONSIGNEE</b>		<b>Occurrence 0 .. 1</b>
WCO Id/Name	27A	
WCO Desc		Name and address details of the party to which goods are consigned
SAFE information	Yes	
Status	O	
<b>Name</b>		
Format	an..70	
WCO Id/Name	R014	
WCO Desc		Name [and address] of party to which goods are consigned
Status	D	
Condition	C001	
<b>Code</b>		
Format	an..17	
WCO Id/Name	R015	
WCO Desc		Identifier of party to which goods are consigned
Status	D	
Condition	C001	
<b>ADDRESS</b>		<b>Occurrence 0 .. 1</b>
WCO Id/Name	04A	
WCO Desc		Details relating to an address
Status	D	
Condition	C001	
<b>City name</b>		
WCO Id/Name	241	
WCO Desc		Name of a city
Format	an..35	
Status	R	
<b>Country, coded</b>		
WCO Id/Name	242	
WCO Desc		Identification of the name of the country or other geographical entity as specified in ISO 3166 and UN/ECE Rec 3
Format	a2	
Code list	CL04	Country name code
Status	R	
<b>Street and number/P.O. Box</b>		
WCO Id/Name	239	
WCO Desc		Specification of the postal delivery point such as street and number or post office box
Format	an..70	
Status	R	
<b>Postcode identification</b>		
WCO Id/Name	245	
WCO Desc		Code specifying a postal zone or address
Format	an..9	
Status	R	
<b>CONSIGNOR</b>		<b>Occurrence 0 .. 1</b>
WCO Id/Name	30A	
WCO Desc		Name and address details of the party which, by contract with a carrier, consigns or sends goods with the carrier, or has them conveyed by him
Status	O	
<b>Name</b>		
Format	an..70	
WCO Id/Name	R020	
WCO Desc		Name of the party consigning goods as stipulated in the transport contract by the party ordering transport
Status	D	
Condition	C001	

<b>Code</b>		
Format	an..17	
WCO Id/Name	R021	
WCO Desc		To identify the party consigning goods as stipulated in the transport contract by the party ordering transport
Remark		Code list to be defined
Status	D	
Condition	C001	
<b>ADDRESS</b>		<b>Occurrence 0 .. 1</b>
WCO Id/Name	04A	
WCO Desc		Details relating to an address
Status	D	
Condition	C001	
<b>City name</b>		
WCO Id/Name	241	
WCO Desc		Name of a city
Format	an..35	
Status	R	
<b>Country, coded</b>		
WCO Id/Name	242	
WCO Desc		Identification of the name of the country or other geographical entity as specified in ISO 3166 and UN/ECE Rec 3
Format	a2	
Code list	CL04	Country name code
Status	R	
<b>Street and number/P.O. Box</b>		
WCO Id/Name	239	
WCO Desc		Specification of the postal delivery point such as street and number or post office box
Format	an..70	
Status	R	
<b>Postcode identification</b>		
WCO Id/Name	245	
WCO Desc		Code specifying a postal zone or address
Format	an..9	
Status	R	
<b>DELIVERYDESTINATION</b>		<b>Occurrence 0 .. 1</b>
WCO Id/Name	44A	
WCO Desc		The party to which goods are to be delivered
Status	O	
<b>Name</b>		
Format	an..70	
WCO Id/Name	R027	
WCO Desc		Name and address of the party to which goods are to be delivered. Address, region and/or country as required by national legislation or according to national requirements
Status	R	
<b>ADDRESS</b>		<b>Occurrence 1 .. 1</b>
WCO Id/Name	04A	
WCO Desc		Details relating to an address
Status	R	
<b>City name</b>		
WCO Id/Name	241	
WCO Desc		Name of a city
Format	an..35	
Status	R	
<b>Country, coded</b>		
WCO Id/Name	242	
WCO Desc		Identification of the name of the country or other geographical entity as specified in ISO 3166 and UN/ECE Rec 3
Format	a2	
Code list	CL04	Country name code
Status	R	
<b>Street and number/P.O. Box</b>		
WCO Id/Name	239	

WCO Desc		Specification of the postal delivery point such as street and number or post office box
Format	an..70	
Status	R	
<b>Postcode identification</b>		
WCO Id/Name	245	
WCO Desc		Code specifying a postal zone or address
Format	an..9	
Status	R	
<b>GOODSMEASURE</b>		<b>Occurrence 1 .. 1</b>
WCO Id/Name	65A	
WCO Desc		Details about the goods weight, quantities, and amounts
Status	R	
<b>Gross weight</b>		
WCO Id/Name	126	
WCO Desc		Weight of line item including packaging but excluding the transport equipment
Format	n..16,6	
Status	R	
<b>PACKAGING</b>		<b>Occurrence 1 .. 1</b>
WCO Id/Name	93A	
WCO Desc		Details related to packaging
Status	R	
<b>Marks and numbers</b>		
WCO Id/Name	142	
WCO Desc		Free form description of the marks and numbers on a transport unit or package
Format	an..512	
Status	O	
<b>Number of packages</b>		
WCO Id/Name	144	
WCO Desc		Number of individual items packaged in such a way that they cannot be divided without first undoing the packing
Format	n..8	
Status	D	
Condition	C002	
SAFE information	Yes	
<b>Type, coded</b>		
WCO Id/Name	141	
WCO Desc		Code specifying the type of package of an item
Format	an..2	
Code list	CL07	Package type description code
Status	R	
SAFE information	Yes	
<b>TRANSPORTEQUIPMENT</b>		<b>Occurrence 0 .. 1</b>
WCO Id/Name	31B	
WCO Desc		Details of Transport equipment used for the consignment
<b>ChangeLog</b>	0.1	The attributes 'Seal number' and 'Size and type identification' moved to 'Consignment.TransportEquipment.Seals' and 'Consignment.TransportEquipment' class.
Status	D	
Condition	C003	
<b>Identification</b>		
WCO Id/Name	159	
WCO Desc		Marks (letters and/or numbers) which identify equipment e.g. unit load device
Format	an..17	
SAFE information	Yes	
<b>ChangeLog</b>	0.1	Also added to Consignment level.
Status	R	
<b>UCR</b>		<b>Occurrence 0 .. 1</b>
WCO Id/Name	35B	
WCO Desc		Unique Trader Reference such as UCR
SAFE information	Yes	
Status	O	
<b>Identifier</b>		
WCO Id/Name	016	
WCO Desc		Unique number assigned to goods being subject to cross border transactions
Format	an..35	
Status	O	

<b>LOADINGLOCATION</b>		<b>Occurrence 0 .. 1</b>
WCO Id/Name	83A	
WCO Desc		Place at which the goods (consignments) are loaded on to the active means of transport
SAFE information	Yes	
Status	O	
<b>Name</b>		
Format	an..256	
WCO Id/Name	L009	
WCO Desc		Name of a seaport, airport, freight terminal, rail station or other place at which goods are loaded onto the means of transport being used for their carriage
Status	O	
<b>NOTIFYPARTY</b>		<b>Occurrence 0 .. 1</b>
WCO Id/Name	89A	
WCO Desc		Details related to a party to be notified
Status	O	
<b>Name</b>		
Format	an..70	
WCO Id/Name	R045	
WCO Desc		Name [and address] of party to be notified
Status	D	
Condition	C001	
<b>Code</b>		
Format	an..17	
WCO Id/Name	R046	
WCO Desc		Identification of a party to be notified
Status	D	
Condition	C001	
<b>ADDRESS</b>		<b>Occurrence 0 .. 1</b>
WCO Id/Name	04A	
WCO Desc		Details relating to an address
Status	D	
Condition	C001	
<b>City name</b>		
WCO Id/Name	241	
WCO Desc		Name of a city
Format	an..35	
Status	R	
<b>Country, coded</b>		
WCO Id/Name	242	
WCO Desc		Identification of the name of the country or other geographical entity as specified in ISO 3166 and UN/ECE Rec 3
Format	a2	
Code list	CL04	Country name code
Status	R	
<b>Street and number/P.O. Box</b>		
WCO Id/Name	239	
WCO Desc		Specification of the postal delivery point such as street and number or post office box
Format	an..70	
Status	R	
<b>Postcode identification</b>		
WCO Id/Name	245	
WCO Desc		Code specifying a postal zone or address
Format	an..9	
Status	R	
<b>CUSTOMSOFFICEOFDEPARTURE</b>		<b>Occurrence 1 .. 1</b>
WCO Id/Name	25B	
WCO Desc		Details relating to the place at which the goods depart under customs control of a transit procedure
Status	R	
<b>Code</b>		
Format	an..17	
WCO Id/Name	L087	
WCO Desc		Identification of the place at which the goods depart under Customs control of transit procedure

Code list	CL13	Customs offices database (to be developed)
Status	R	
<b>CUSTOMSOFFICEOFDESTINATION</b>		<b>Occurrence 1 .. 1</b>
WCO Id/Name	26B	
WCO Desc		Place at which the goods are destined under Customs control of transit procedure
Status	R	
<b>Code</b>		
Format	an..17	
WCO Id/Name	L008	
WCO Desc		Identification of the place at which the goods are destined under Customs control of transit procedure
Code list	CL13	Customs offices database (to be developed)
Status	R	
<b>TRANSPORTMEANS</b>		<b>Occurrence 1 .. unbounded</b>
WCO Id/Name	29B	
WCO Desc		Details relating to a means of transport for transit
Status	R	
<b>Identification</b>		
Format	an..25	
WCO Id/Name	T007	
WCO Desc		Name to identify the means of transport used for transit
SAFE information	Yes	
Status	R	
<b>Type, coded</b>		
Format	an..4	
WCO Id/Name	T011	
WCO Desc		Means and mode of transport used for transit, coded
Code list	CL05	Transport means description code
Status	R	
<b>Nationality</b>		
Format	a2	
WCO Id/Name	T015	
WCO Desc		Nationality of the active means of transport used for transit, coded
Code list	CL04	Country name code
SAFE information	Yes	
Status	R	
<b>Conveyance reference number</b>		
WCO Id/Name	149	
WCO Desc		To identify a journey of a means of transport, for example voyage number, flight number, trip number
Format	an..17	
SAFE information	Yes	
Status	O	
<b>COUNTRYOFROUTING</b>		<b>Occurrence 1 .. unbounded</b>
WCO Id/Name	81A	
WCO Desc		Details of the itinerary of the means of transport
<a href="#">ChangeLog</a>	0.1	New Rule R001
Rule	R001	
Status	R	
Rule	R001	
<b>Sequence number</b>		
WCO Id/Name	006	
WCO Desc		Number indicating the position in a sequence
Format	n..5	
Status	R	
<a href="#">ChangeLog</a>	0.1	Added Sequence number to the Country of Routing class
<b>Country, coded</b>		
WCO Id/Name	064	
WCO Desc		Identification of a country through which goods or passengers are routed between the country of original departure and final destination
Format	a2	
Code list	CL04	Country name code
SAFE information	Yes	
Status	R	
<b>CERTIFICATEOFAPPROVAL</b>		<b>Occurrence 0 .. 1</b>

WCO Id/Name	02A	
WCO Desc		Details related to additional documents supplied as part of a declaration or sought as part of a response
Status	D	
Condition	C005	
<b>Number</b>		
Format	an..35	
WCO Id/Name	D005	
WCO Desc		Identifier of a document providing additional information
Status	R	
<b>Issuing date</b>		
Format	an..35	
WCO Id/Name	D002	
WCO Desc		Date at which an additional document was issued and when appropriate, signed or otherwise authenticated
<b>ChangeLog</b>	0.3	Date format changed to an..35
<b>ChangeLog</b>	0.3	Changed the attribute name from 'Date' to 'Issuing date'.
Status	R	
<b>Type, coded</b>		
Format	an..3	
WCO Id/Name	D006	
WCO Desc		Code specifying the name of an additional document
Code list	CL06	Document name code
Status	R	
<b>BINARYFILE</b>		<b>Occurrence 0 .. 1</b>
WCO Id/Name	72B	
WCO Desc		A computer file or program stored in a binary format
Status	O	
<b>Identification</b>		
WCO Id/Name	M001	
WCO Desc		A unique identifier for this binary file
Format	an..256	
Status	R	
<b>Title</b>		
WCO Id/Name	M002	
WCO Desc		A title, expressed as text, for this binary file
Format	an..256	
Status	R	
<b>Author name</b>		
WCO Id/Name	M003	
WCO Desc		An author name, expressed as text, of this binary file
Format	an..70	
Status	O	
<b>Version</b>		
WCO Id/Name	M004	
WCO Desc		A unique version identifier for this binary file
Format	an..17	
Status	O	
<b>File name</b>		
WCO Id/Name	M005	
WCO Desc		A file name, expressed as text, of this binary file
Format	an..256	
Status	O	
<b>URI</b>		
WCO Id/Name	M006	
WCO Desc		A unique Uniform Resource Identifier (URI) for this binary file
Format	an..2048	
Status	O	
<b>MIME</b>		
WCO Id/Name	M007	
WCO Desc		A code specifying the Multipurpose Internet Mail Extensions (MIME) type for this binary file
Format	an..70	
Status	O	
<b>Encoding</b>		
WCO Id/Name	M008	
WCO Desc		A code specifying the encoding of this binary file

Format	an..17	
Status	O	
<b>Character set</b>		
WCO Id/Name	M009	
WCO Desc		A code specifying the character set for this binary file
Format	n..17	
Status	O	
<b>Include binary object</b>		
WCO Id/Name	M010	
WCO Desc		An included binary object for this binary file
Format	N/A	
Remark		M010, Binary File Included Binary Object: To be used instead of D030 (Binary Image). D030 is marked for deletion in version 3.4!
Status	O	
<b>Access</b>		
WCO Id/Name	M011	
WCO Desc		Access information, expressed as text, for this binary file such as security and download parameters
Format	an..256	
Status	O	
<b>Description</b>		
WCO Id/Name	M012	
WCO Desc		A textual description of this binary file
Format	an..256	
Status	O	
<b>Size</b>		
WCO Id/Name	M013	
WCO Desc		A measure of the size of this binary file
Format	n..16,6	
Status	O	
<b>Type</b>		
WCO Id/Name	M014	
WCO Desc		The code specifying the type of binary file, such as photo, spreadsheet
Format	an..6	
Status	O	
<b>Hash code</b>		
WCO Id/Name	M015	
WCO Desc		Hash code of the linked document
Format	an..256	
Status	O	
<b>Hash code algorithm id</b>		
WCO Id/Name	M016	
WCO Desc		Code indicating the algorithm used to calculate the hash code (e.g. MD5, ..)
Format	an..6	
Status	O	
<b>TRANSPORTEQUIPMENT</b>		<b>Occurrence 0 .. unbounded</b>
WCO Id/Name	31B	
WCO Desc		Details of Transport equipment used for the consignment
<b>ChangeLog</b>	0.1	Added new Class "TransportEquipment"
Status	D	
Condition	C003	
<b>Sequence number</b>		
WCO Id/Name	006	
WCO Desc		Number indicating the position in a sequence
Format	n..5	
<b>ChangeLog</b>	0.1	Added new data element
Status	R	
<b>Size and type identification</b>		
WCO Id/Name	152	
WCO Desc		Code specifying the characteristics, i.e. size and type of a piece of transport equipment
Format	an..4	
Code list	CL01	Equipment size and type description code
SAFE information	Yes	
<b>ChangeLog</b>	0.1	Attribute moved from ConsignmentItem.TransportEquipment class.
Status	R	
<b>Identification</b>		

WCO Id/Name	159	
WCO Desc		Marks (letters and/or numbers) which identify equipment e.g. unit load device
Format	an..17	
SAFE information	Yes	
<a href="#">ChangeLog</a>	0.1	Attribute also added to Consignment level
Status	R	
<b>SEAL</b>		<b>Occurrence 0 .. unbounded</b>
WCO Id/Name	44B	
WCO Desc		A device used to secure an object and protect from unauthorized entry or tampering such as a seal affixed to a piece of transport equipment
<a href="#">ChangeLog</a>	0.1	Added new SEAL class
Status	O	
<b>Sequence number</b>		
WCO Id/Name	006	
WCO Desc		Number indicating the position in a sequence
Format	n..5	
Status	R	
Rule	R003	
Rule	R004	
<b>Seal number</b>		
WCO Id/Name	165	
WCO Desc		The identification number of a seal affixed to a piece of transport equipment
Format	an..35	
SAFE information	Yes	
Status	R	
Rule	R005	
<b>Seal type code</b>		
WCO Id/Name	407	
WCO Desc		The code specifying the type of seal applied on a unit of transport equipment
Format	an..3	
Code list	CL08	Seal type code
Status	O	
<b>GUARANTEE</b>		<b>Occurrence 0 .. unbounded</b>
WCO Id/Name	92B	
WCO Desc		Details regarding undertaking given in cash, bond or as a written guarantee to ensure that an obligation will be fulfilled, e.g. under a transit procedure, related to a declaration
<a href="#">ChangeLog</a>	0.1	Changed occurrence from 1..1 to 1..Unbounded
Status	D	
Condition	C008	
<a href="#">ChangeLog</a>	0.3	Status changed from Required (R) to Conditional (D). Added Condition C008
<b>Validity</b>		
Format	an..35	
WCO Id/Name	275	
WCO Desc		The expiry date of the document (e.g. license, visa, permit, certificate)
<a href="#">ChangeLog</a>	0.2	Format changed from n8 to an..17
eTIR Extension		Format will be changed in version WCO DM 3.4 from n8 to an..17
<a href="#">ChangeLog</a>	0.3	Date format changed to an..35
Status	R	
<b>Reference</b>		
WCO Id/Name	100	
WCO Desc		Details regarding undertaking given in cash, bond or as a written guarantee to ensure that an obligation will be fulfilled, e.g. under a transit procedure
Format	an..35	
Status	R	
<b>HOLDER</b>		<b>Occurrence 0 .. 1</b>
WCO Id/Name	28B	
WCO Desc		Details relating to a party accepting liability for goods held or moving under a Customs authorization and - when applicable - a guarantee
Status	D	
Condition	C008	
<a href="#">ChangeLog</a>	0.3	Status changed from Required (R) to Conditional (D). Added Condition C008
<b>Name</b>		
Format	an..70	



WCO Id/Name	R001	
WCO Desc		Name [and address] of party accepting liability for goods held or moving under a Customs authorization and - when applicable - a guarantee
Status	O	
<b>Code</b>		
Format	an..17	
WCO Id/Name	R002	
WCO Desc		Identifier of party accepting liability for goods held or moving under a Customs authorization and - when applicable - a guarantee
Code list	CL15	International TIR database
Status	R	
<b>ADDRESS</b>		<b>Occurrence 0 .. 1</b>
WCO Id/Name	04A	
WCO Desc		Details relating to an address
Status	D	
Condition	C001	
<b>City name</b>		
WCO Id/Name	241	
WCO Desc		Name of a city
Format	an..35	
Status	R	
<b>Country, coded</b>		
WCO Id/Name	242	
WCO Desc		Identification of the name of the country or other geographical entity as specified in ISO 3166 and UN/ECE Rec 3
Format	a2	
Code list	CL04	Country name code
Status	R	
<b>Street and number/P.O. Box</b>		
WCO Id/Name	239	
WCO Desc		Specification of the postal delivery point such as street and number or post office box
Format	an..70	
Status	R	
<b>Postcode identification</b>		
WCO Id/Name	245	
WCO Desc		Code specifying a postal zone or address
Format	an..9	
Status	R	

## h. I8 – Record advanced cargo information results

<b>MESSAGE</b>		
WCO Id/Name	75B	
WCO Desc		Exchange of information between Governmental organizations
<b>ChangeLog</b>	0.1	Removed 'Sender identification' from the Data model. Is technical attribute.
<b>Message function, coded</b>		
Format	n..2	
WCO Id/Name	017	
WCO Desc		Code indicating the function of a document
Code list	CL16	Message function code
Status	R	
Restricted code(s)	27	Not accepted
Restricted code(s)	44	Accepted without reserves
<b>Message reference number</b>		
Format	an..35	
WCO Id/Name	D014	
WCO Desc		Reference number identifying a specific document
<b>ChangeLog</b>	0.2	Format changed from an..14 to an..35
Status	R	
<b>Type, coded</b>		
Format	an..3	
WCO Id/Name	D013	
WCO Desc		Code specifying the name of a document
Code list	CL26	Message type

<b>ChangeLog</b>	0.1	CL06 (Document name code) replaced by CL26 (Message types) Name of CL26 changed from 'Message sub types' to 'Message types'
Restricted code(s)	I8	Recorded advanced cargo information results
Status	R	
<b>ADVANCEDCARGOINFORMATION</b>		<b>Occurrence 1 .. 1</b>
WCO Id/Name	42A	
WCO Desc		Any statement or action, in any form prescribed or accepted by the Governmental Agency, giving information or particulars required by the Governmental Agency
<b>ChangeLog</b>	0.2	Attribute "Acceptance and Rejection date" removed
Status	R	
<b>Message reference number</b>		
Format	an..35	
WCO Id/Name	D014	
WCO Desc		Reference number identifying a specific document
Status	R	
Remark		REFERENCE TO THE PREVIOUS MESSAGE
<b>NATIONALREFERENCE</b>		<b>Occurrence 0 .. unbounded</b>
WCO Id/Name	91B	
WCO Desc		Details related to a national reference
<b>ChangeLog</b>	0.1	Cardinellity changed to 0..n Status changed to Optional
Status	O	
<b>Reference</b>		
WCO Id/Name	446	
WCO Desc		Reference under which a government has registered information
Format	an..35	
Status	R	
<b>Country, coded</b>		
WCO Id/Name	450	
WCO Desc		Identification of the name of the national reference issuing country or other geographical entity as specified in ISO 3166 and UN/ECE Rec 3
Format	a2	
Code list	CL04	Country name code
Status	R	
<b>ERROR</b>		<b>Occurrence 0 .. unbounded</b>
WCO Id/Name	53A	
WCO Desc		Details to identify data validation errors
<b>ChangeLog</b>	0.1	Changed cardinality from 0..1 to 0..unbounded
Status	D	
Condition	C006	
<b>Error, coded</b>		
WCO Id/Name	377	
WCO Desc		Code specifying a data validation error
Format	an..8	
Code list	CL99	Error code
Status	R	
<b>POINTER</b>		<b>Occurrence 1 .. unbounded</b>
WCO Id/Name	97A	
WCO Desc		Details to refer to a functional attribute within a declaration
Status	R	
<b>Sequence number</b>		
WCO Id/Name	006	
WCO Desc		Number indicating the position in a sequence
Format	n..5	
Status	R	
<b>Document/message section, coded</b>		
WCO Id/Name	375	
WCO Desc		Code specifying a section of a document/message
Format	an..3	
Code list	CL18	Message section code (codes to be defined)
Status	R	
<b>Tag identifier</b>		
WCO Id/Name	381	
WCO Desc		Data element tag identifier
Format	an..4	

Code list	CL19	Pointer code (codes to be defined)
Status	R	

## i. I9 – Start TIR operation

<b>MESSAGE</b>		
WCO Id/Name	75B	
WCO Desc		Exchange of information between Governmental organizations
<b>ChangeLog</b>	0.1	Removed 'Sender identification' from the Data model. Is technical attribute.
<b>Message function, coded</b>		
Format	n..2	
WCO Id/Name	017	
WCO Desc		Code indicating the function of a document
Code list	CL16	Message function code
Status	R	
Restricted code(s)	9	Original
<b>Message reference number</b>		
Format	an..35	
WCO Id/Name	D014	
WCO Desc		Reference number identifying a specific document
<b>ChangeLog</b>	0.2	Format changed from an..14 to an..35
Status	R	
<b>Type, coded</b>		
Format	an..3	
WCO Id/Name	D013	
WCO Desc		Code specifying the name of a document
Code list	CL26	Message type
<b>ChangeLog</b>	0.1	CL06 (Document name code) replaced by CL26 (Message types) Name of CL26 changed from 'Message sub types' to 'Message types'
Status	R	
Restricted code(s)	I9	Start TIR operation
<b>GUARANTEE</b>		<b>Occurrence 1 .. 1</b>
WCO Id/Name	90A	
WCO Desc		Details regarding undertaking given in cash, bond or as a written guarantee to ensure that an obligation will be fulfilled, e.g. under a transit procedure
Status	R	
<b>Validity</b>		
Format	an..35	
WCO Id/Name	275	
WCO Desc		The expiry date of the document (e.g. license, visa, permit, certificate)
<b>ChangeLog</b>	0.2	Format changed from n8 to an..17
<b>ChangeLog</b>	0.3	Date format changed to an..35
Status	R	
<b>Reference</b>		
WCO Id/Name	100	
WCO Desc		A reference number to identify the undertaking given as a written guarantee in cash, bond, or by other such means in order to ensure that an obligation will be fulfilled
Format	an..35	
Status	R	
<b>Guarantee type</b>		
WCO Id/Name	101	
WCO Desc		A code identifying the type of undertaking given as a written guarantee, in cash, bond, or by other such means in order to ensure that an obligation will be fulfilled
Format	an..3	
Code list	CL12	Guarantee type code
Status	R	
<b>GUARANTEECHAIN</b>		<b>Occurrence 1 .. 1</b>
WCO Id/Name	19B	
WCO Desc		Details related to a natural or legal person who accepts responsibility in due legal form for the financial consequences of non-fulfilment of another's obligations to the Customs (CCC)
Status	R	

<b>Code</b>		
Format	an..17	
WCO Id/Name	R055	
WCO Desc		The party who agrees to be responsible for the debt or obligation of another
Status	R	
<b>TIROPERATION</b>		<b>Occurrence 1 .. 1</b>
WCO Id/Name	78B	
WCO Desc		Details related to a transit operation
Status	R	
<b>Sequence number</b>		
WCO Id/Name	006	
WCO Desc		Number indicating the position in a sequence
Format	n..5	
Status	R	
<b>Registration number</b>		
WCO Id/Name	443	
WCO Desc		Number under which a transit operation is nationally/regionally registered
Format	an..35	
Status	R	
<b>START</b>		<b>Occurrence 1 .. 1</b>
WCO Id/Name	80B	
WCO Desc		Details related to the start of an operation
Status	R	
<b>End date</b>		
WCO Id/Name	356	
WCO Desc		Date and or time at which a specified event is completed
Format	an..35	
<a href="#">ChangeLog</a>	0.3	Date format changed to an..35
<a href="#">ChangeLog</a>	0.3	Changed the attribute name from 'Date' to 'End date'.
Status	R	
<b>Time limit</b>		
WCO Id/Name	264	
WCO Desc		Date and time by when the event has to be completed
Format	an..35	
<a href="#">ChangeLog</a>	0.3	Date format changed to an..35
Status	O	
<b>ADDITIONALINFORMATION</b>		<b>Occurrence 0 .. 1</b>
WCO Id/Name	03A	
WCO Desc		Special request to government from declarant to take or not to take action
Status	O	
<b>Remarks</b>		
WCO Id/Name	105	
WCO Desc		Free text field available to the message sender for information
Format	an..512	
Status	R	
<b>CONSIGNMENT</b>		<b>Occurrence 0 .. 1</b>
WCO Id/Name	28A	
WCO Desc		Details about the transport between a consignor and a consignee as specified in the transport contract document
Status	O	
Rule	R007	
Rule	R006	
<a href="#">ChangeLog</a>	0.1	Removed ConsignmentItem class. Seals information is provided under Consignment.TransportEquipment.Seals. New Rules: R006 and R007
<a href="#">ChangeLog</a>	0.3	Cardinality changed from 0..* to 0..1 to align with rule R007 and avoid having to repeat the seals information.
<b>Sequence number</b>		
WCO Id/Name	006	
WCO Desc		Number indicating the position in a sequence
Format	n..5	
Status	R	
<b>TRANSPORTEQUIPMENT</b>		<b>Occurrence 1 .. unbounded</b>
WCO Id/Name	31B	
WCO Desc		Details of Transport equipment used for the consignment

<b>ChangeLog</b>	0.1	Added new TransportEquipment class
Status	R	
<b>Identification</b>		
WCO Id/Name	159	
WCO Desc		Marks (letters and/or numbers) which identify equipment e.g. unit load device
Format	an..17	
Status	R	
<b>SEAL</b>		<b>Occurrence 1 .. unbounded</b>
WCO Id/Name	44B	
WCO Desc		A device used to secure an object and protect from unauthorized entry or tampering such as a seal affixed to a piece of transport equipment
<b>ChangeLog</b>	0.1	Added new SEAL class
Status	R	
<b>Sequence number</b>		
WCO Id/Name	006	
WCO Desc		Number indicating the position in a sequence
Format	n..5	
Status	R	
Rule	R003	
Rule	R004	
<b>Seal number</b>		
WCO Id/Name	165	
WCO Desc		The identification number of a seal affixed to a piece of transport equipment
Format	an..35	
Status	R	
Rule	R005	
<b>Seal type code</b>		
WCO Id/Name	407	
WCO Desc		The code specifying the type of seal applied on a unit of transport equipment
Format	an..3	
Code list	CL08	Seal type code
Status	O	
<b>CONTROL</b>		<b>Occurrence 1 .. 1</b>
WCO Id/Name	38A	
WCO Desc		Details relating to (Governmental) examination
Status	R	
<b>Control type, coded</b>		
WCO Id/Name	449	
WCO Desc		The type of Governmental examination, coded
Format	an..3	
Code list	CL25	Control type code
Status	R	
<b>CONTROLRESULT</b>		<b>Occurrence 1 .. unbounded</b>
WCO Id/Name	83B	
WCO Desc		Details related to the outcome of (Governmental) examination
Status	R	
<b>Code</b>		
WCO Id/Name	444	
WCO Desc		Code indicating the results of a control
Format	an..3	
Code list	CL24	Control result code
Status	R	
<b>NATIONALITINERARY</b>		<b>Occurrence 0 .. 1</b>
WCO Id/Name	81A	
WCO Desc		Details of the itinerary of the means of transport
Status	O	
<b>NATIONALITINERARYCUSTOMSOFFICE</b>		<b>Occurrence 1 .. 1</b>
WCO Id/Name	82B	
WCO Desc		Details identifying the government agency office related to the itinerary
Status	R	
<b>Customs office, coded</b>		
Format	an..17	
WCO Id/Name	G009	
WCO Desc		Government Agency Name, coded
Code list	CL13	Customs offices database (to be developed)

Status	R		
<b>CUSTOMSOFFICE</b>		<b>Occurrence 1 .. 1</b>	
WCO Id/Name	81B		
WCO Desc			Details identifying the government agency office where the transit operation starts
Description			Customs office where the TIR operation is started.
Status	R		
<i>Customs office, coded</i>			
Format	an..17		
WCO Id/Name	G008		
WCO Desc			Code of the Customs office starting a transit operation
Code list	CL13		Customs offices database (to be developed)
Status	R		
<b>HOLDER</b>		<b>Occurrence 1 .. 1</b>	
WCO Id/Name	28B		
WCO Desc			Details relating to a party accepting liability for goods held or moving under a Customs authorization and - when applicable - a guarantee
Status	R		
<i>Code</i>			
Format	an..17		
WCO Id/Name	R002		
WCO Desc			Identifier of party accepting liability for goods held or moving under a Customs authorization and - when applicable - a guarantee
Code list	CL15		International TIR database
Status	R		
<b>MESSAGE</b>			
WCO Id/Name	75B		
WCO Desc			Exchange of information between Governmental organizations
<a href="#">ChangeLog</a>	0.1		Removed 'Sender identification' from the Data model. Is technical attribute.
<i>Message function, coded</i>			
Format	n..2		
WCO Id/Name	017		
WCO Desc			Code indicating the function of a document
Code list	CL16		Message function code
Status	R		
Restricted code(s)	27		Not accepted
Restricted code(s)	44		Accepted without reserves
<i>Functional reference</i>			
Format	an..35		
WCO Id/Name	D026		
WCO Desc			Reference number identifying a specific information exchange
Status	R		
<i>Message reference number</i>			
Format	an..35		
WCO Id/Name	D014		
WCO Desc			Reference number identifying a specific document
<a href="#">ChangeLog</a>	0.2		Format changed from an..14 to an..35
Status	R		
<i>Type, coded</i>			
Format	an..3		
WCO Id/Name	D013		
WCO Desc			Code specifying the name of a document
Code list	CL26		Message type
<a href="#">ChangeLog</a>	0.1		CL06 (Document name code) replaced by CL26 (Message types) Name of CL26 changed from 'Message sub types' to 'Message types'
Status	R		
Restricted code(s)	I10		Start results
<b>ERROR</b>		<b>Occurrence 0 .. unbounded</b>	
WCO Id/Name	53A		
WCO Desc			Details to identify data validation errors
<a href="#">ChangeLog</a>	0.1		Changed cardinality from 0..1 to 0..unbounded
Status	D		

j. I10 – Start results

Condition	C006	
<b>Error, coded</b>		
WCO Id/Name	377	
WCO Desc		Code specifying a data validation error
Format	an..8	
Code list	CL99	Error code
Status	R	
<b>POINTER</b>		<b>Occurrence 1 .. unbounded</b>
WCO Id/Name	97A	
WCO Desc		Details to refer to a functional attribute within a declaration
Status	R	
<b>Sequence number</b>		
WCO Id/Name	006	
WCO Desc		Number indicating the position in a sequence
Format	n..5	
Status	R	
<b>Document/message section, coded</b>		
WCO Id/Name	375	
WCO Desc		Code specifying a section of a document/message
Format	an..3	
Code list	CL18	Message section code (codes to be defined)
Status	R	
<b>Tag identifier</b>		
WCO Id/Name	381	
WCO Desc		Data element tag identifier
Format	an..4	
Code list	CL19	Pointer code (codes to be defined)
Status	R	
<b>GUARANTEE</b>		<b>Occurrence 1 .. 1</b>
WCO Id/Name	90A	
WCO Desc		Details regarding undertaking given in cash, bond or as a written guarantee to ensure that an obligation will be fulfilled, e.g. under a transit procedure
Status	R	
<b>Guarantee status</b>		
Format	an..3	
WCO Id/Name	019	
WCO Desc		Code specifying the status of a document
Code list	CL22	Guarantee status
Status	R	
<b>Reference</b>		
WCO Id/Name	100	
WCO Desc		A reference number to identify the undertaking given as a written guarantee in cash, bond, or by other such means in order to ensure that an obligation will be fulfilled
Format	an..35	
Status	R	
<b>Guarantee type</b>		
WCO Id/Name	101	
WCO Desc		A code identifying the type of undertaking given as a written guarantee, in cash, bond, or by other such means in order to ensure that an obligation will be fulfilled
Format	an..3	
Code list	CL12	Guarantee type code
Status	R	
<b>GUARANTEECHAIN</b>		<b>Occurrence 1 .. 1</b>
WCO Id/Name	19B	
WCO Desc		Details related to a natural or legal person who accepts responsibility in due legal form for the financial consequences of non-fulfilment of another's obligations to the Customs (CCC)
Status	R	
<b>Code</b>		
Format	an..17	
WCO Id/Name	R055	
WCO Desc		The party who agrees to be responsible for the debt or obligation of another
Status	R	
<b>TIROPERATION</b>		<b>Occurrence 1 .. 1</b>

WCO Id/Name	78B		
WCO Desc		Details related to a transit operation	
Status	R		
<b>Sequence number</b>			
WCO Id/Name	006		
WCO Desc		Number indicating the position in a sequence	
Format	n..5		
Status	R		
<b>Registration number</b>			
WCO Id/Name	443		
WCO Desc		Number under which a transit operation is nationally/regionally registered	
Format	an..35		
Status	R		
<b>START</b>		<b>Occurrence 1 .. 1</b>	
WCO Id/Name	80B		
WCO Desc		Details related to the start of an operation	
Status	R		
<b>End date</b>			
WCO Id/Name	356		
WCO Desc		Date and or time at which a specified event is completed	
Format	an..35		
ChangeLog	0.3	Date format changed to an..35	
ChangeLog	0.3	Changed the attribute name from 'Date' to 'End date'.	
Status	R		
<b>HOLDER</b>		<b>Occurrence 1 .. 1</b>	
WCO Id/Name	28B		
WCO Desc		Details relating to a party accepting liability for goods held or moving under a Customs authorization and - when applicable - a guarantee	
Status	R		
<b>Code</b>			
Format	an..17		
WCO Id/Name	R002		
WCO Desc		Identifier of party accepting liability for goods held or moving under a Customs authorization and - when applicable - a guarantee	
Code list	CL15	International TIR database	
Status	R		
<b>AUTHORIZATION</b>		<b>Occurrence 1 .. 1</b>	
WCO Id/Name	88B		
WCO Desc		Details related to authorization certificates	
Status	R		
<b>Current status</b>			
Format	an..3		
WCO Id/Name	445		
WCO Desc		Code indicating the status of an authorization certificate	
Code list	CL23	Holder status	
Status	R		
<b>ACTIVWITHDRAWAL</b>		<b>Occurrence 0 .. 1</b>	
WCO Id/Name	90B		
WCO Desc		Details related to the withdrawal of an authorization	
Status	O		
<b>Start date</b>			
WCO Id/Name	276		
WCO Desc		The effective date of the document (e.g. license, visa, permit, certificate)	
Format	an..35		
ChangeLog	0.2	Format changed from n8 to an..17	
eTIR Extension		Format will be changed in WCO DM version 3.4 from n8 to an..17	
ChangeLog	0.3	Date format changed to an..35	
ChangeLog	0.3	Changed the attribute name from 'Date' to 'Start date'.	
Status	R		
<b>End date</b>			
WCO Id/Name	275		
WCO Desc		The expiry date of the document (e.g. license, visa, permit, certificate)	
Format	an..35		
ChangeLog	0.2	Format changed from n8 to an..17	
eTIR Extension		Format will be changed in WCO DM version 3.4 from n8 to an..17	
ChangeLog	0.3	Date format changed to an..35	
ChangeLog	0.3	Changed the attribute name from 'Date' to 'End date'.	



Status	O	
<b>ACTIVEEXCLUSION</b>		<b>Occurrence 0 .. unbounded</b>
WCO Id/Name	89B	
WCO Desc		Details related to an exclusion
Status	O	
<b>Start date</b>		
WCO Id/Name	276	
WCO Desc		The effective date of the document (e.g. license, visa, permit, certificate)
Format	an..35	
<b>ChangeLog</b>	0.2	Format changed from n8 to an..17
eTIR Extension		Format will be changed in WCO DM version 3.4 from n8 to an..17
<b>ChangeLog</b>	0.3	Date format changed to an..35
<b>ChangeLog</b>	0.3	Changed the attribute name from 'Date' to 'Start date'.
Status	R	
<b>End date</b>		
WCO Id/Name	275	
WCO Desc		The expiry date of the document (e.g. license, visa, permit, certificate)
Format	an..35	
<b>ChangeLog</b>	0.2	Format changed from n8 to an..17
eTIR Extension		Format will be changed in WCO DM version 3.4 from n8 to an..17
<b>ChangeLog</b>	0.3	Date format changed to an..35
<b>ChangeLog</b>	0.3	Changed the attribute name from 'Date' to 'End date'.
Status	O	
<b>Country, coded</b>		
WCO Id/Name	447	
WCO Desc		To identify the country of exclusion
Format	a2	
Code list	CL04	Country name code
Status	R	

## k. I11 – Terminate TIR operation

<b>MESSAGE</b>		
WCO Id/Name	75B	
WCO Desc		Exchange of information between Governmental organizations
<b>ChangeLog</b>	0.1	Removed 'Sender identification' from the Data model. Is technical attribute.
<b>Message function, coded</b>		
Format	n..2	
WCO Id/Name	017	
WCO Desc		Code indicating the function of a document
Code list	CL16	Message function code
Status	R	
Restricted code(s)	9	Original
<b>Message reference number</b>		
Format	an..35	
WCO Id/Name	D014	
WCO Desc		Reference number identifying a specific document
<b>ChangeLog</b>	0.2	Format changed from an..14 to an..35
Status	R	
<b>Type, coded</b>		
Format	an..3	
WCO Id/Name	D013	
WCO Desc		Code specifying the name of a document
Code list	CL26	Message type
<b>ChangeLog</b>	0.1	CL06 (Document name code) replaced by CL26 (Message types) Name of CL26 changed from 'Message sub types' to 'Message types'
Status	R	
Restricted code(s)	I11	Terminate TIR operation
<b>GUARANTEE</b>		<b>Occurrence 1 .. 1</b>
WCO Id/Name	90A	
WCO Desc		Details regarding undertaking given in cash, bond or as a written guarantee to ensure that an obligation will be fulfilled, e.g. under a transit procedure
Status	R	
<b>Validity</b>		
Format	an..35	

WCO Id/Name	275	
WCO Desc		The expiry date of the document (e.g. license, visa, permit, certificate)
<a href="#">ChangeLog</a>	0.2	Format changed from n8 to an..17
<a href="#">ChangeLog</a>	0.3	Date format changed to an..35
Status	R	
<b>Reference</b>		
WCO Id/Name	100	
WCO Desc		A reference number to identify the undertaking given as a written guarantee in cash, bond, or by other such means in order to ensure that an obligation will be fulfilled
Format	an..35	
Status	R	
<b>Guarantee type</b>		
WCO Id/Name	101	
WCO Desc		A code identifying the type of undertaking given as a written guarantee, in cash, bond, or by other such means in order to ensure that an obligation will be fulfilled
Format	an..3	
Code list	CL12	Guarantee type code
Status	R	
<b>GUARANTEECHAIN</b>		<b>Occurrence 1 .. 1</b>
WCO Id/Name	19B	
WCO Desc		Details related to a natural or legal person who accepts responsibility in due legal form for the financial consequences of non-fulfilment of another's obligations to the Customs (CCC)
Status	R	
<b>Code</b>		
Format	an..17	
WCO Id/Name	R055	
WCO Desc		The party who agrees to be responsible for the debt or obligation of another
Status	R	
<b>TIROPERATION</b>		<b>Occurrence 1 .. 1</b>
WCO Id/Name	78B	
WCO Desc		Details related to a transit operation
Status	R	
<b>Sequence number</b>		
WCO Id/Name	006	
WCO Desc		Number indicating the position in a sequence
Format	n..5	
Status	R	
<b>Registration number</b>		
WCO Id/Name	443	
WCO Desc		Number under which a transit operation is nationally/regionally registered
Format	an..35	
Status	R	
<b>TERMINATION</b>		<b>Occurrence 1 .. 1</b>
WCO Id/Name	84B	
WCO Desc		Details related to the termination of an operation
Status	R	
<b>End date</b>		
WCO Id/Name	356	
WCO Desc		Date and or time at which a specified event is completed
Format	an..35	
<a href="#">ChangeLog</a>	0.3	Date format changed to an..35
<a href="#">ChangeLog</a>	0.3	Changed the attribute name from 'Date' to 'End date'.
Status	R	
<b>Number of packages</b>		
WCO Id/Name	144	
WCO Desc		Number of individual items packaged in such a way that they cannot be divided without first undoing the packing
Format	n..8	
Status	R	
<b>ADDITIONALINFORMATION</b>		<b>Occurrence 0 .. 1</b>
WCO Id/Name	03A	
WCO Desc		Special request to government from declarant to take or not to take action
Status	O	

<b>Reservations</b>		
WCO Id/Name	105	
WCO Desc		Free text field available to the message sender for information
Format	an..512	
Status	R	
<b>CONSIGNMENT</b>		<b>Occurrence 0 .. 1</b>
WCO Id/Name	28A	
WCO Desc		Details about the transport between a consignor and a consignee as specified in the transport contract document
Status	O	
Rule	R006	
Rule	R007	
<b>ChangeLog</b>	0.3	Cardinality changed from 0..* to 0..1 to align with rule R007 and avoid having to repeat the seals information.
<b>ChangeLog</b>	0.1	Removed ConsignmentItem class. Seals information is provided under Consignment.TransportEquipment.Seals New Rules: R006 and R007
<b>Sequence number</b>		
WCO Id/Name	006	
WCO Desc		Number indicating the position in a sequence
Format	n..5	
Status	R	
<b>TRANSPORTEQUIPMENT</b>		<b>Occurrence 1 .. unbounded</b>
WCO Id/Name	31B	
WCO Desc		Details of Transport equipment used for the consignment
<b>ChangeLog</b>	0.1	Added new TransportEquipment class
Status	R	
<b>Identification</b>		
WCO Id/Name	159	
WCO Desc		Marks (letters and/or numbers) which identify equipment e.g. unit load device
Format	an..17	
SAFE information	Yes	
Status	R	
<b>SEAL</b>		<b>Occurrence 1 .. unbounded</b>
WCO Id/Name	44B	
WCO Desc		A device used to secure an object and protect from unauthorized entry or tampering such as a seal affixed to a piece of transport equipment
<b>ChangeLog</b>	0.1	Added new SEAL class
Status	R	
<b>Sequence number</b>		
WCO Id/Name	006	
WCO Desc		Number indicating the position in a sequence
Format	n..5	
Status	R	
Rule	R003	
Rule	R004	
<b>Seal number</b>		
WCO Id/Name	165	
WCO Desc		The identification number of a seal affixed to a piece of transport equipment
Format	an..35	
Status	R	
Rule	R006	
<b>Seal type code</b>		
WCO Id/Name	407	
WCO Desc		The code specifying the type of seal applied on a unit of transport equipment
Format	an..3	
Code list	CL08	Seal type code
Status	O	
<b>CONTROL</b>		<b>Occurrence 1 .. 1</b>
WCO Id/Name	38A	
WCO Desc		Details relating to (Governmental) examination
Status	R	
<b>Control type, coded</b>		
WCO Id/Name	449	
WCO Desc		The type of Governmental examination, coded
Format	an..3	

Code list	CL25	Control type code
Status	R	
<b>CONTROLRESULT</b>		<b>Occurrence 1 .. unbounded</b>
WCO Id/Name	83B	
WCO Desc		Details related to the outcome of (Governmental) examination
Status	R	
<i>Code</i>		
WCO Id/Name	444	
WCO Desc		Code indicating the results of a control
Format	an..3	
Code list	CL24	Control result code
Status	R	
<b>CUSTOMSOFFICE</b>		<b>Occurrence 1 .. 1</b>
WCO Id/Name	85B	
WCO Desc		Details identifying the government agency office where the transit operation terminates
Description		Customs office where the TIR operation is terminated.
Status	R	
<i>Customs office, coded</i>		
Format	an..17	
WCO Id/Name	G010	
WCO Desc		To identify the termination office
Code list	CL13	Customs offices database (to be developed)
Status	R	
<b>HOLDER</b>		<b>Occurrence 1 .. 1</b>
WCO Id/Name	28B	
WCO Desc		Details relating to a party accepting liability for goods held or moving under a Customs authorization and - when applicable - a guarantee
Status	R	
<i>Code</i>		
Format	an..17	
WCO Id/Name	R002	
WCO Desc		Identifier of party accepting liability for goods held or moving under a Customs authorization and - when applicable - a guarantee
Code list	CL15	International TIR database
Status	R	

1. I12 – Termination results

<b>MESSAGE</b>		
WCO Id/Name	75B	
WCO Desc		Exchange of information between Governmental organizations
<a href="#">ChangeLog</a>	0.1	Removed 'Sender identification' from the Data model. Is technical attribute.
<i>Message function, coded</i>		
Format	n..2	
WCO Id/Name	017	
WCO Desc		Code indicating the function of a document
Code list	CL16	Message function code
Status	R	
Restricted code(s)	27	Not accepted
Restricted code(s)	44	Accepted without reserves
<i>Functional reference</i>		
Format	an..35	
WCO Id/Name	D026	
WCO Desc		Reference number identifying a specific information exchange
Status	R	
<i>Message reference number</i>		
Format	an..35	
WCO Id/Name	D014	
WCO Desc		Reference number identifying a specific document
<a href="#">ChangeLog</a>	0.2	Format changed from an..14 to an..35
Status	R	
<i>Type, coded</i>		
Format	an..3	

WCO Id/Name	D013	
WCO Desc		Code specifying the name of a document
Code list	CL26	Message type
<a href="#">ChangeLog</a>	0.1	CL06 (Document name code) replaced by CL26 (Message types) Name of CL26 changed from 'Message sub types' to 'Message types'
Status	R	
Restricted code(s)	I12	Termination results
<b>ERROR</b>		<b>Occurrence 0 .. unbounded</b>
WCO Id/Name	53A	
WCO Desc		Details to identify data validation errors
<a href="#">ChangeLog</a>	0.1	Changed cardinality from 0..1 to 0..unbounded
Status	D	
Condition	C006	
<i>Error, coded</i>		
WCO Id/Name	377	
WCO Desc		Code specifying a data validation error
Format	an..8	
Code list	CL99	Error code
Status	R	
<b>POINTER</b>		<b>Occurrence 1 .. unbounded</b>
WCO Id/Name	97A	
WCO Desc		Details to refer to a functional attribute within a declaration
Status	R	
<i>Sequence number</i>		
WCO Id/Name	006	
WCO Desc		Number indicating the position in a sequence
Format	n..5	
Status	R	
<i>Document/message section, coded</i>		
WCO Id/Name	375	
WCO Desc		Code specifying a section of a document/message
Format	an..3	
Code list	CL18	Message section code (codes to be defined)
Status	R	
<i>Tag identifier</i>		
WCO Id/Name	381	
WCO Desc		Data element tag identifier
Format	an..4	
Code list	CL19	Pointer code (codes to be defined)
Status	R	
<b>GUARANTEE</b>		<b>Occurrence 1 .. 1</b>
WCO Id/Name	90A	
WCO Desc		Details regarding undertaking given in cash, bond or as a written guarantee to ensure that an obligation will be fulfilled, e.g. under a transit procedure
Status	R	
<i>Guarantee status</i>		
Format	an..3	
WCO Id/Name	019	
WCO Desc		Code specifying the status of a document
Code list	CL22	Guarantee status
Status	R	
<i>Reference</i>		
WCO Id/Name	100	
WCO Desc		A reference number to identify the undertaking given as a written guarantee in cash, bond, or by other such means in order to ensure that an obligation will be fulfilled
Format	an..35	
Status	R	
<i>Guarantee type</i>		
WCO Id/Name	101	
WCO Desc		A code identifying the type of undertaking given as a written guarantee, in cash, bond, or by other such means in order to ensure that an obligation will be fulfilled
Format	an..3	
Code list	CL12	Guarantee type code
Status	R	
<b>GUARANTEECHAIN</b>		<b>Occurrence 1 .. 1</b>

WCO Id/Name	19B	
WCO Desc		Details related to a natural or legal person who accepts responsibility in due legal form for the financial consequences of non-fulfilment of another's obligations to the Customs (CCC)
Status	R	
<b>Code</b>		
Format	an..17	
WCO Id/Name	R055	
WCO Desc		The party who agrees to be responsible for the debt or obligation of another
Status	R	
<b>TIROPERATION</b>		<b>Occurrence 1 .. 1</b>
WCO Id/Name	78B	
WCO Desc		Details related to a transit operation
Status	R	
<b>Sequence number</b>		
WCO Id/Name	006	
WCO Desc		Number indicating the position in a sequence
Format	n..5	
Status	R	
<b>Registration number</b>		
WCO Id/Name	443	
WCO Desc		Number under which a transit operation is nationally/regionally registered
Format	an..35	
Status	R	
<b>TERMINATION</b>		<b>Occurrence 1 .. 1</b>
WCO Id/Name	84B	
WCO Desc		Details related to the termination of an operation
Status	R	
<b>End date</b>		
WCO Id/Name	356	
WCO Desc		Date and or time at which a specified event is completed
Format	an..35	
<a href="#">ChangeLog</a>	0.3	Date format changed to an..35
<a href="#">ChangeLog</a>	0.3	Changed the attribute name from 'Date' to 'End date'.
Status	R	
<b>HOLDER</b>		<b>Occurrence 1 .. 1</b>
WCO Id/Name	28B	
WCO Desc		Details relating to a party accepting liability for goods held or moving under a Customs authorization and - when applicable - a guarantee
Status	R	
<b>Code</b>		
Format	an..17	
WCO Id/Name	R002	
WCO Desc		Identifier of party accepting liability for goods held or moving under a Customs authorization and - when applicable - a guarantee
Code list	CL15	International TIR database
Status	R	
<b>AUTHORIZATION</b>		<b>Occurrence 1 .. 1</b>
WCO Id/Name	88B	
WCO Desc		Details related to authorization certificates
Status	R	
<b>Current status</b>		
Format	an..3	
WCO Id/Name	445	
WCO Desc		Code indicating the status of an authorization certificate
Code list	CL23	Holder status
Status	R	
<b>ACTIVWITHDRAWAL</b>		<b>Occurrence 0 .. 1</b>
WCO Id/Name	90B	
WCO Desc		Details related to the withdrawal of an authorization
Status	0	
<b>Start date</b>		
WCO Id/Name	276	
WCO Desc		The effective date of the document (e.g. license, visa, permit, certificate)
Format	an..35	
<a href="#">ChangeLog</a>	0.2	Format changed from n8 to an..17

eTIR Extension		Format will be changed in WCO DM version 3.4 from n8 to an..17
<a href="#">ChangeLog</a>	0.3	Date format changed to an..35
<a href="#">ChangeLog</a>	0.3	Changed the attribute name from 'Date' to 'Start date'.
Status	R	
<b>End date</b>		
WCO Id/Name	275	
WCO Desc		The expiry date of the document (e.g. license, visa, permit, certificate)
Format	an..35	
<a href="#">ChangeLog</a>	0.2	Format changed from n8 to an..17
eTIR Extension		Format will be changed in WCO DM version 3.4 from n8 to an..17
<a href="#">ChangeLog</a>	0.3	Date format changed to an..35
<a href="#">ChangeLog</a>	0.3	Changed the attribute name from 'Date' to 'End date'.
Status	0	
<b>ACTIVEEXCLUSION</b>		<b>Occurrence 0 .. unbounded</b>
WCO Id/Name	89B	
WCO Desc		Details related to an exclusion
Status	0	
<b>Start date</b>		
WCO Id/Name	276	
WCO Desc		The effective date of the document (e.g. license, visa, permit, certificate)
Format	an..35	
<a href="#">ChangeLog</a>	0.2	Format changed from n8 to an..17
eTIR Extension		Format will be changed in WCO DM version 3.4 from n8 to an..17
<a href="#">ChangeLog</a>	0.3	Date format changed to an..35
<a href="#">ChangeLog</a>	0.3	Changed the attribute name from 'Date' to 'Start date'.
Status	R	
<b>End date</b>		
WCO Id/Name	275	
WCO Desc		The expiry date of the document (e.g. license, visa, permit, certificate)
Format	an..35	
<a href="#">ChangeLog</a>	0.2	Format changed from n8 to an..17
eTIR Extension		Format will be changed in WCO DM version 3.4 from n8 to an..17
<a href="#">ChangeLog</a>	0.3	Date format changed to an..35
<a href="#">ChangeLog</a>	0.3	Changed the attribute name from 'Date' to 'End date'.
Status	0	
<b>Country, coded</b>		
WCO Id/Name	447	
WCO Desc		To identify the country of exclusion
Format	a2	
Code list	CL04	Country name code
Status	R	

m. I13 – Discharge TIR operation

<b>MESSAGE</b>		
WCO Id/Name	75B	
WCO Desc		Exchange of information between Governmental organizations
<a href="#">ChangeLog</a>	0.1	Removed 'Sender identification' from the Data model. Is technical attribute.
<b>Message function, coded</b>		
Format	n..2	
WCO Id/Name	017	
WCO Desc		Code indicating the function of a document
Code list	CL16	Message function code
Status	R	
Restricted code(s)	9	Original
<b>Message reference number</b>		
Format	an..35	
WCO Id/Name	D014	
WCO Desc		Reference number identifying a specific document
<a href="#">ChangeLog</a>	0.2	Format changed from an..14 to an..35
Status	R	
<b>Type, coded</b>		
Format	an..3	
WCO Id/Name	D013	
WCO Desc		Code specifying the name of a document

Code list	CL26	Message type
<a href="#">ChangeLog</a>	0.1	CL06 (Document name code) replaced by CL26 (Message types) Name of CL26 changed from 'Message sub types' to 'Message types'
Status	R	
Restricted code(s)	I13	Discharge TIR operation
<b>GUARANTEE</b>		<b>Occurrence 1 .. 1</b>
WCO Id/Name	90A	
WCO Desc		Details regarding undertaking given in cash, bond or as a written guarantee to ensure that an obligation will be fulfilled, e.g. under a transit procedure
Status	R	
<b>Validity</b>		
Format	an..35	
WCO Id/Name	275	
WCO Desc		The expiry date of the document (e.g. license, visa, permit, certificate)
<a href="#">ChangeLog</a>	0.2	Format changed from n8 to an..17
<a href="#">ChangeLog</a>	0.3	Date format changed to an..35
Status	R	
<b>Reference</b>		
WCO Id/Name	100	
WCO Desc		A reference number to identify the undertaking given as a written guarantee in cash, bond, or by other such means in order to ensure that an obligation will be fulfilled
Format	an..35	
Status	R	
<b>Guarantee type</b>		
WCO Id/Name	101	
WCO Desc		A code identifying the type of undertaking given as a written guarantee, in cash, bond, or by other such means in order to ensure that an obligation will be fulfilled
Format	an..3	
Code list	CL12	Guarantee type code
Status	R	
<b>GUARANTEECHAIN</b>		<b>Occurrence 1 .. 1</b>
WCO Id/Name	19B	
WCO Desc		Details related to a natural or legal person who accepts responsibility in due legal form for the financial consequences of non-fulfilment of another's obligations to the Customs (CCC)
Status	R	
<b>Code</b>		
Format	an..17	
WCO Id/Name	R055	
WCO Desc		The party who agrees to be responsible for the debt or obligation of another
Status	R	
<b>TIROPERATION</b>		<b>Occurrence 1 .. 1</b>
WCO Id/Name	78B	
WCO Desc		Details related to a transit operation
Status	R	
<b>Sequence number</b>		
WCO Id/Name	006	
WCO Desc		Number indicating the position in a sequence
Format	n..5	
Status	R	
<b>Registration number</b>		
WCO Id/Name	443	
WCO Desc		Number under which a transit operation is nationally/regionally registered
Format	an..35	
Status	R	
<b>DISCHARGE</b>		<b>Occurrence 1 .. unbounded</b>
WCO Id/Name	86B	
WCO Desc		Details related to the discharge of an operation
Status	R	
<b>End date</b>		
WCO Id/Name	356	
WCO Desc		Date and or time at which a specified event is completed
Format	an..35	
<a href="#">ChangeLog</a>	0.3	Date format changed to an..35
<a href="#">ChangeLog</a>	0.3	Changed the attribute name from 'Date' to 'End date'.



Status	R	
<b>CUSTOMSOFFICE</b>		<b>Occurrence 1 .. 1</b>
WCO Id/Name	87B	
WCO Desc		Details identifying the government agency office related to the transit operation
Description		Customs office where the TIR operation is discharged.
Status	R	
<i>Customs office, coded</i>		
Format	an..17	
WCO Id/Name	G011	
WCO Desc		Government Agency Name, coded
Code list	CL13	Customs offices database (to be developed)
Status	R	
n. I14 – Discharge results		
<b>MESSAGE</b>		
WCO Id/Name	75B	
WCO Desc		Exchange of information between Governmental organizations
<a href="#">ChangeLog</a>	0.1	Removed 'Sender identification' from the Data model. Is technical attribute.
<i>Message function, coded</i>		
Format	n..2	
WCO Id/Name	017	
WCO Desc		Code indicating the function of a document
Code list	CL16	Message function code
Status	R	
Restricted code(s)	27	Not accepted
Restricted code(s)	44	Accepted without reserves
<i>Functional reference</i>		
Format	an..35	
WCO Id/Name	D026	
WCO Desc		Reference number identifying a specific information exchange
Status	R	
<i>Message reference number</i>		
Format	an..35	
WCO Id/Name	D014	
WCO Desc		Reference number identifying a specific document
<a href="#">ChangeLog</a>	0.2	Format changed from an..14 to an..35
Status	R	
<i>Type, coded</i>		
Format	an..3	
WCO Id/Name	D013	
WCO Desc		Code specifying the name of a document
Code list	CL26	Message type
<a href="#">ChangeLog</a>	0.1	CL06 (Document name code) replaced by CL26 (Message types) Name of CL26 changed from 'Message sub types' to 'Message types'
Status	R	
Restricted code(s)	I14	Discharge results
<b>ERROR</b>		
		<b>Occurrence 0 .. unbounded</b>
WCO Id/Name	53A	
WCO Desc		Details to identify data validation errors
<a href="#">ChangeLog</a>	0.1	Changed cardinality from 0..1 to 0..unbounded
Status	D	
Condition	C006	
<i>Error, coded</i>		
WCO Id/Name	377	
WCO Desc		Code specifying a data validation error
Format	an..8	
Code list	CL99	Error code
Status	R	
<b>POINTER</b>		
		<b>Occurrence 1 .. unbounded</b>
WCO Id/Name	97A	
WCO Desc		Details to refer to a functional attribute within a declaration
Status	R	
<i>Sequence number</i>		

WCO Id/Name	006	
WCO Desc		Number indicating the position in a sequence
Format	n..5	
Status	R	
<b>Document/message section, coded</b>		
WCO Id/Name	375	
WCO Desc		Code specifying a section of a document/message
Format	an..3	
Code list	CL18	Message section code (codes to be defined)
Status	R	
<b>Tag identifier</b>		
WCO Id/Name	381	
WCO Desc		Data element tag identifier
Format	an..4	
Code list	CL19	Pointer code (codes to be defined)
Status	R	
<b>GUARANTEE</b> <span style="float: right;"><b>Occurrence 1 .. 1</b></span>		
WCO Id/Name	90A	
WCO Desc		Details regarding undertaking given in cash, bond or as a written guarantee to ensure that an obligation will be fulfilled, e.g. under a transit procedure
Status	R	
<b>Guarantee status</b>		
Format	an..3	
WCO Id/Name	019	
WCO Desc		Code specifying the status of a document
Code list	CL22	Guarantee status
Status	R	
<b>Reference</b>		
WCO Id/Name	100	
WCO Desc		A reference number to identify the undertaking given as a written guarantee in cash, bond, or by other such means in order to ensure that an obligation will be fulfilled
Format	an..35	
Status	R	
<b>Guarantee type</b>		
WCO Id/Name	101	
WCO Desc		A code identifying the type of undertaking given as a written guarantee, in cash, bond, or by other such means in order to ensure that an obligation will be fulfilled
Format	an..3	
Code list	CL12	Guarantee type code
Status	R	
<b>GUARANTEECHAIN</b> <span style="float: right;"><b>Occurrence 1 .. 1</b></span>		
WCO Id/Name	19B	
WCO Desc		Details related to a natural or legal person who accepts responsibility in due legal form for the financial consequences of non-fulfilment of another's obligations to the Customs (CCC)
Status	R	
<b>Code</b>		
Format	an..17	
WCO Id/Name	R055	
WCO Desc		The party who agrees to be responsible for the debt or obligation of another
Status	R	
<b>TIROPERATION</b> <span style="float: right;"><b>Occurrence 1 .. 1</b></span>		
WCO Id/Name	78B	
WCO Desc		Details related to a transit operation
Status	R	
<b>Sequence number</b>		
WCO Id/Name	006	
WCO Desc		Number indicating the position in a sequence
Format	n..5	
Status	R	
<b>Registration number</b>		
WCO Id/Name	443	
WCO Desc		Number under which a transit operation is nationally/regionally registered
Format	an..35	

Status	R	
<b>DISCHARGE</b>		<b>Occurrence 1 .. 1</b>
WCO Id/Name	86B	
WCO Desc		Details related to the discharge of an operation
Status	R	
<b>End date</b>		
WCO Id/Name	356	
WCO Desc		Date and or time at which a specified event is completed
Format	an..35	
<b>ChangeLog</b>	0.3	Date format changed to an..35
<b>ChangeLog</b>	0.3	Changed the attribute name from 'Date' to 'End date'.
Status	R	

## o. I15 – Notify Customs

<b>MESSAGE</b>		
WCO Id/Name	75B	
WCO Desc		Exchange of information between Governmental organizations
<b>ChangeLog</b>	0.2	Guarantee class Removed from I15
<b>Message function, coded</b>		
Format	n..2	
WCO Id/Name	017	
WCO Desc		Code indicating the function of a document
Code list	CL16	Message function code
Status	R	
Restricted code(s)	9	Original
<b>Message reference number</b>		
Format	an..35	
WCO Id/Name	D014	
WCO Desc		Reference number identifying a specific document
<b>ChangeLog</b>	0.2	Format changed from an..14 to an..35
Status	R	
<b>Type, coded</b>		
Format	an..3	
WCO Id/Name	D013	
WCO Desc		Code specifying the name of a document
Code list	CL26	Message type
<b>ChangeLog</b>	0.1	CL06 (Document name code) replaced by CL26 (Message types)
		Name of CL26 changed from 'Message sub types' to 'Message types'
Status	R	
Restricted code(s)	I15	Notify Customs
<b>ADVANCEDCARGOINFORMATION</b>		<b>Occurrence 1 .. 1</b>
WCO Id/Name	42A	
WCO Desc		Any statement or action, in any form prescribed or accepted by the Governmental Agency, giving information or particulars required by the Governmental Agency
<b>ChangeLog</b>	0.2	Structure change. Declaration class moved from Guarantee class to Message level.
Status	R	
<b>Message function, coded</b>		
Format	n..2	
WCO Id/Name	017	
WCO Desc		Code indicating the function of a document
Code list	CL16	Message function code
Status	R	
Restricted code(s)	1	Cancellation
Restricted code(s)	4	Change
Restricted code(s)	9	Original
<b>ChangeLog</b>	0.3	Added restricted code '1' (Cancellation). This code makes it possible to cancel the Declaration.
<b>ChangeLog</b>	0.3	Added new attribute 'Message function, coded'
<b>Functional reference</b>		
Format	an..35	
WCO Id/Name	D026	
WCO Desc		Reference number identifying a specific information exchange
Remark		Document reference number, assigned by the Trader

<b>ChangeLog</b>	0.3	Added 'Functional reference' to allow Declaration updates and cancellations to make reference to the original Declaration.
Status	D	
Condition	C008	
<b>Message reference number</b>		
Format	an..35	
WCO Id/Name	D014	
WCO Desc		Reference number identifying a specific document
Remark		Document reference number, assigned by the Government
Status	R	
<b>Issuing date</b>		
Format	an..35	
WCO Id/Name	D011	
WCO Desc		Date at which a document was issued and when appropriate, signed or otherwise authenticated
<b>ChangeLog</b>	0.3	Date format changed to an..35
<b>ChangeLog</b>	0.3	Changed the attribute name from 'Date' to 'Issuing date'.
Status	R	
<b>Type, coded</b>		
Format	an..3	
WCO Id/Name	D013	
WCO Desc		Code specifying the name of a document
Code list	CL26	Message type
Status	R	
Restricted code(s)	E9	Advanced cargo information
<b>ChangeLog</b>	0.3	Added new attribute 'Type, coded'
<b>Version</b>		
Format	an..9	
WCO Id/Name	383	
WCO Desc		The sequential number that determines the version of a specific document/ message number
<b>ChangeLog</b>	0.3	Added new attribute 'Version' to the Message class
Remark		The version number of the original version (Function 9) is always '1'. Subsequent Update or Cancellation messages are numbered incrementally.
Status	R	
<b>Total gross weight</b>		
WCO Id/Name	131	
WCO Desc		Weight (mass) of goods including packaging but excluding the carrier's equipment for a document
Format	n..16,6	
SAFE information	Yes	
Status	R	
<b>ADDITIONALINFORMATION</b>		<b>Occurrence 0 .. 1</b>
WCO Id/Name	03A	
WCO Desc		Special request to government from declarant to take or not to take action
Status	D	
Condition	C008	
<b>ChangeLog</b>	0.3	Status changed from Required (R) to Conditional (D). Added Condition C008
<b>Remarks</b>		
WCO Id/Name	105	
WCO Desc		Free text field available to the message sender for information
Format	an..512	
Status	R	
<b>Heavy and bulky goods indicator</b>		
WCO Id/Name	226	
WCO Desc		Coded form of an additional statement
Format	an..17	
Code list	CL14	Indicator
Status	R	
<b>AGENT</b>		<b>Occurrence 0 .. 1</b>
WCO Id/Name	05A	
WCO Desc		Person authorised to act on behalf of another party
Status	O	
<b>Name</b>		
Format	an..70	

WCO Id/Name	R003	
WCO Desc		Name and address of a party authorised to act on behalf of another party
<a href="#">ChangeLog</a>	0.3	Added 'Name' to the Agent class
Status	D	
Condition	C001	
<b>Code</b>		
Format	an..17	
WCO Id/Name	R004	
WCO Desc		Identification of a party authorised to act on behalf of another party
Status	D	
Condition	C001	
<a href="#">ChangeLog</a>	0.3	Status changed from Required (R) to Dependent (C) New Condition C001
Status	R	
<b>Role, coded</b>		
Format	an..3	
WCO Id/Name	R005	
WCO Desc		Code giving specific meaning to a party
Code list	CL02	Party role codes
Status	R	
<b>AMENDMENT</b>		<b>Occurrence 1 .. unbounded</b>
WCO Id/Name	06A	
WCO Desc		Details for updating declaration data. Can cover the whole WCO Data Model
Status	D	
Condition	C008	
<a href="#">ChangeLog</a>	0.3	Changed Condition C008
<b>Amendment code</b>		
WCO Id/Name	099	
WCO Desc		Code specifying the reason for a change
Format	an..3	
Code list	CL17	Amendment code
Status	R	
<b>POINTER</b>		<b>Occurrence 1 .. unbounded</b>
WCO Id/Name	97A	
WCO Desc		Details to refer to a functional attribute within a declaration
Status	R	
<b>Sequence number</b>		
WCO Id/Name	006	
WCO Desc		Number indicating the position in a sequence
Format	n..5	
Status	R	
<b>Document/message section, coded</b>		
WCO Id/Name	375	
WCO Desc		Code specifying a section of a document/message
Format	an..3	
Code list	CL18	Message section code (codes to be defined)
Status	R	
<b>Tag identifier</b>		
WCO Id/Name	381	
WCO Desc		Data element tag identifier
Format	an..4	
Code list	CL19	Pointer code (codes to be defined)
Status	R	
<b>SUBCONTRACTOR</b>		<b>Occurrence 0 .. 1</b>
WCO Id/Name	18A	
WCO Desc		Name and address details of the party undertaking or arranging transport of goods between named points
Status	O	
<b>Name</b>		
Format	an..70	
WCO Id/Name	R011	
WCO Desc		Name [and address] of party providing the transport of goods between named points
Condition	C001	
Status	D	
<b>Code</b>		
Format	an..17	

WCO Id/Name	R012	
WCO Desc		To identify a party providing the transport of goods between named points
Code list	CL15	International TIR database
Condition	C001	
Status	D	
<b>ADDRESS</b>		<b>Occurrence 0 .. 1</b>
WCO Id/Name	04A	
WCO Desc		Details relating to an address
Condition	C001	
Status	D	
<b>City name</b>		
WCO Id/Name	241	
WCO Desc		Name of a city
Format	an..35	
Status	R	
<b>Country, coded</b>		
WCO Id/Name	242	
WCO Desc		Identification of the name of the country or other geographical entity as specified in ISO 3166 and UN/ECE Rec 3
Format	a2	
Code list	CL04	Country name code
Status	R	
<b>Street and number/P.O. Box</b>		
WCO Id/Name	239	
WCO Desc		Specification of the postal delivery point such as street and number or post office box
Format	an..70	
Status	R	
<b>Postcode identification</b>		
WCO Id/Name	245	
WCO Desc		Code specifying a postal zone or address
Format	an..9	
Status	R	
<b>CONSIGNMENT</b>		<b>Occurrence 0 .. unbounded</b>
WCO Id/Name	28A	
WCO Desc		Details about the transport between a consignor and a consignee as specified in the transport contract document
Status	D	
Condition	C008	
<a href="#">ChangeLog</a>	0.3	Status changed from Required (R) to Conditional (D). Added Condition C008
<b>Sequence number</b>		
WCO Id/Name	006	
WCO Desc		Number indicating the position in a sequence
Format	n..5	
Status	R	
<b>ATTACHEDDOCUMENTS</b>		<b>Occurrence 0 .. unbounded</b>
WCO Id/Name	02A	
WCO Desc		Details related to additional documents supplied as part of a declaration or sought as part of a response
Remark		Also needed for EX1, not in Objecteering
Status	O	
<b>Number</b>		
Format	an..35	
WCO Id/Name	D005	
WCO Desc		Identifier of a document providing additional information
Status	R	
<b>Issuing date</b>		
Format	an..35	
WCO Id/Name	D002	
WCO Desc		Date at which an additional document was issued and when appropriate, signed or otherwise authenticated
<a href="#">ChangeLog</a>	0.3	Date format changed to an..35
Status	R	
<b>Type, coded</b>		
Format	an..3	

WCO Id/Name	D006	
WCO Desc		Code specifying the name of an additional document
Code list	CL06	Document name code
Status	R	
<b>BINARYFILE</b>		<b>Occurrence 0 .. 1</b>
WCO Id/Name	72B	
WCO Desc		A computer file or program stored in a binary format
Status	O	
<b>Identification</b>		
WCO Id/Name	M001	
WCO Desc		A unique identifier for this binary file
Format	an..256	
Status	R	
<b>Title</b>		
WCO Id/Name	M002	
WCO Desc		A title, expressed as text, for this binary file
Format	an..256	
Status	R	
<b>Author name</b>		
WCO Id/Name	M003	
WCO Desc		An author name, expressed as text, of this binary file
Format	an..70	
Status	O	
<b>Version</b>		
WCO Id/Name	M004	
WCO Desc		A unique version identifier for this binary file
Format	an..17	
Status	O	
<b>File name</b>		
WCO Id/Name	M005	
WCO Desc		A file name, expressed as text, of this binary file
Format	an..256	
Status	O	
<b>URI</b>		
WCO Id/Name	M006	
WCO Desc		A unique Uniform Resource Identifier (URI) for this binary file
Format	an..2048	
Status	O	
<b>MIME</b>		
WCO Id/Name	M007	
WCO Desc		A code specifying the Multipurpose Internet Mail Extensions (MIME) type for this binary file
Format	an..70	
Status	O	
<b>Encoding</b>		
WCO Id/Name	M008	
WCO Desc		A code specifying the encoding of this binary file
Format	an..17	
Status	O	
<b>Character set</b>		
WCO Id/Name	M009	
WCO Desc		A code specifying the character set for this binary file
Format	n..17	
Status	O	
<b>Include binary object</b>		
WCO Id/Name	M010	
WCO Desc		An included binary object for this binary file
Format	N/A	
Remark		M010, Binary File Included Binary Object: To be used instead of D030 (Binary Image). D030 is marked for deletion in version 3.4!
Status	O	
<b>Access</b>		
WCO Id/Name	M011	
WCO Desc		Access information, expressed as text, for this binary file such as security and download parameters
Format	an..256	
Status	O	

<b>Description</b>			
WCO Id/Name	M012		
WCO Desc		A textual description of this binary file	
Format	an..256		
Status	O		
<b>Size</b>			
WCO Id/Name	M013		
WCO Desc		A measure of the size of this binary file	
Format	n..16,6		
Status	O		
<b>Type</b>			
WCO Id/Name	M014		
WCO Desc		The code specifying the type of binary file, such as photo, spreadsheet	
Format	an..6		
Status	O		
<b>Hash code</b>			
WCO Id/Name	M015		
WCO Desc		Hash code of the linked document	
Format	an..256		
Status	O		
<b>Hash code algorithm id</b>			
WCO Id/Name	M016		
WCO Desc		Code indicating the algorithm used to calculate the hash code (e.g. MD5, ..)	
Format	an..6		
Status	O		
<b>CONSIGNMENTITEM</b>			<b>Occurrence 1 .. unbounded</b>
WCO Id/Name	29A		
WCO Desc		Details of an item in a consignment	
Status	R		
<b>Sequence number</b>			
WCO Id/Name	006		
WCO Desc		Number indicating the position in a sequence	
Format	n..5		
Status	R		
<b>ADDITIONALINFORMATION</b>			<b>Occurrence 0 .. unbounded</b>
WCO Id/Name	03A		
WCO Desc		Special request to government from declarant to take or not to take action	
Status	O		
<b>Remarks</b>			
WCO Id/Name	105		
WCO Desc		Free text field available to the message sender for information	
Format	an..512		
Status	R		
<b>GOODS</b>			<b>Occurrence 1 .. 1</b>
WCO Id/Name	23A		
WCO Desc		Details about the properties of the goods	
Status	R		
<b>Description</b>			
WCO Id/Name	138		
WCO Desc		Plain language description of the cargo of a means of transport, in general terms only	
Format	an..256		
Status	D		
Condition	C004		
<b>CLASSIFICATION</b>			<b>Occurrence 0 .. unbounded</b>
WCO Id/Name	21A		
WCO Desc		Details about the non-commercial categorization of a commodity by a standard-setting organization	
SAFE information	Yes		
Status	O		
<b>Code</b>			
WCO Id/Name	145		
WCO Desc		The non-commercial categorization of a commodity by a standard-setting organization	
Format	an..18		
Status	O		



<b>Type</b>		
WCO Id/Name	337	
WCO Desc		A qualifier to describe the commodity classification, e.g. Harmonized Tariff Schedule (HTS), Export Control Classification Code (ECCC), UNGD Code list, International Code of Zoological Nomenclature (ICZN)
Format	an..3	
Code list	CL03	Item type identification code
Status	R	
<b>CONSIGNEE</b>		<b>Occurrence 0 .. 1</b>
WCO Id/Name	27A	
WCO Desc		Name and address details of the party to which goods are consigned
SAFE information	Yes	
Status	O	
<b>Name</b>		
Format	an..70	
WCO Id/Name	R014	
WCO Desc		Name [and address] of party to which goods are consigned
Status	D	
Condition	C001	
<b>Code</b>		
Format	an..17	
WCO Id/Name	R015	
WCO Desc		Identifier of party to which goods are consigned
Status	D	
Condition	C001	
<b>ADDRESS</b>		<b>Occurrence 0 .. 1</b>
WCO Id/Name	04A	
WCO Desc		Details relating to an address
Status	D	
Condition	C001	
<b>City name</b>		
WCO Id/Name	241	
WCO Desc		Name of a city
Format	an..35	
Status	R	
<b>Country, coded</b>		
WCO Id/Name	242	
WCO Desc		Identification of the name of the country or other geographical entity as specified in ISO 3166 and UN/ECE Rec 3
Format	a2	
Code list	CL04	Country name code
Status	R	
<b>Street and number/P.O. Box</b>		
WCO Id/Name	239	
WCO Desc		Specification of the postal delivery point such as street and number or post office box
Format	an..70	
Status	R	
<b>Postcode identification</b>		
WCO Id/Name	245	
WCO Desc		Code specifying a postal zone or address
Format	an..9	
Status	R	
<b>CONSIGNOR</b>		<b>Occurrence 0 .. 1</b>
WCO Id/Name	30A	
WCO Desc		Name and address details of the party which, by contract with a carrier, consigns or sends goods with the carrier, or has them conveyed by him
Status	O	
<b>Name</b>		
Format	an..70	
WCO Id/Name	R020	
WCO Desc		Name of the party consigning goods as stipulated in the transport contract by the party ordering transport
Status	D	
Condition	C001	
<b>Code</b>		

Format	an..17	
WCO Id/Name	R021	
WCO Desc		To identify the party consigning goods as stipulated in the transport contract by the party ordering transport
Remark		Code list to be defined
Status	D	
Condition	C001	
<b>ADDRESS</b>		<b>Occurrence 0 .. unbounded</b>
WCO Id/Name	04A	
WCO Desc		Details relating to an address
Status	D	
Condition	C001	
<b>City name</b>		
WCO Id/Name	241	
WCO Desc		Name of a city
Format	an..35	
Status	R	
<b>Country, coded</b>		
WCO Id/Name	242	
WCO Desc		Identification of the name of the country or other geographical entity as specified in ISO 3166 and UN/ECE Rec 3
Format	a2	
Code list	CL04	Country name code
Status	R	
<b>Street and number/P.O. Box</b>		
WCO Id/Name	239	
WCO Desc		Specification of the postal delivery point such as street and number or post office box
Format	an..70	
Status	R	
<b>Postcode identification</b>		
WCO Id/Name	245	
WCO Desc		Code specifying a postal zone or address
Format	an..9	
Status	R	
<b>DELIVERYDESTINATION</b>		<b>Occurrence 1 .. 1</b>
WCO Id/Name	44A	
WCO Desc		The party to which goods are to be delivered
Status	R	
<b>Name</b>		
Format	an..70	
WCO Id/Name	R027	
WCO Desc		Name and address of the party to which goods are to be delivered. Address, region and/or country as required by national legislation or according to national requirements
Status	R	
<b>ADDRESS</b>		<b>Occurrence 1 .. 1</b>
WCO Id/Name	04A	
WCO Desc		Details relating to an address
Status	R	
<b>City name</b>		
WCO Id/Name	241	
WCO Desc		Name of a city
Format	an..35	
Status	R	
<b>Country, coded</b>		
WCO Id/Name	242	
WCO Desc		Identification of the name of the country or other geographical entity as specified in ISO 3166 and UN/ECE Rec 3
Format	a2	
Code list	CL04	Country name code
Status	R	
<b>Street and number/P.O. Box</b>		
WCO Id/Name	239	
WCO Desc		Specification of the postal delivery point such as street and number or post office box
Format	an..70	

Status	R	
<b>Postcode identification</b>		
WCO Id/Name	245	
WCO Desc		Code specifying a postal zone or address
Format	an..9	
Status	R	
<b>GOODSMEASURE</b> <span style="float: right;"><b>Occurrence 1 .. 1</b></span>		
WCO Id/Name	65A	
WCO Desc		Details about the goods weight, quantities, and amounts
Status	R	
<b>Gross weight</b>		
WCO Id/Name	126	
WCO Desc		Weight of line item including packaging but excluding the transport equipment
Format	n..16,6	
Status	R	
<b>PACKAGING</b> <span style="float: right;"><b>Occurrence 1 .. 1</b></span>		
WCO Id/Name	93A	
WCO Desc		Details related to packaging
Status	R	
<b>Marks and numbers</b>		
WCO Id/Name	142	
WCO Desc		Free form description of the marks and numbers on a transport unit or package
Format	an..512	
Status	R	
<b>Number of packages</b>		
WCO Id/Name	144	
WCO Desc		Number of individual items packaged in such a way that they cannot be divided without first undoing the packing
Format	n..8	
Status	R	
<b>Type, coded</b>		
WCO Id/Name	141	
WCO Desc		Code specifying the type of package of an item
Format	an..2	
Code list	CL07	Package type description code
Status	R	
<b>TRANSPORTEQUIPMENT</b> <span style="float: right;"><b>Occurrence 0 .. 1</b></span>		
WCO Id/Name	31B	
WCO Desc		Details of Transport equipment used for the consignment
<a href="#">ChangeLog</a>	0.1	The attributes 'Seal number' and 'Size and type identification' moved to 'Consignment.TransportEquipment.Seals' and 'Consignment.TransportEquipment' class.
Status	D	
Condition	C003	
SAFE information	Yes	
<b>Identification</b>		
WCO Id/Name	159	
WCO Desc		Marks (letters and/or numbers) which identify equipment e.g. unit load device
Format	an..17	
SAFE information	Yes	
<a href="#">ChangeLog</a>	0.1	Also added to Consignment level.
Status	R	
<b>UCR</b> <span style="float: right;"><b>Occurrence 0 .. unbounded</b></span>		
WCO Id/Name	35B	
WCO Desc		Unique Trader Reference such as UCR
SAFE information	Yes	
Status	O	
<b>Identifier</b>		
WCO Id/Name	016	
WCO Desc		Unique number assigned to goods being subject to cross border transactions
Format	an..35	
Status	R	
<b>LOADINGLOCATION</b> <span style="float: right;"><b>Occurrence 0 .. 1</b></span>		
WCO Id/Name	83A	
WCO Desc		Place at which the goods (consignments) are loaded on to the active means of transport
SAFE information	Yes	

Status	O	
<b>Name</b>		
Format	an..256	
WCO Id/Name	L009	
WCO Desc		Name of a seaport, airport, freight terminal, rail station or other place at which goods are loaded onto the means of transport being used for their carriage
Status	R	
<b>NOTIFYPARTY</b>		<b>Occurrence 0 .. 1</b>
WCO Id/Name	89A	
WCO Desc		Details related to a party to be notified
Status	O	
<b>Name</b>		
Format	an..70	
WCO Id/Name	R045	
WCO Desc		Name [and address] of party to be notified
Status	D	
Condition	C001	
<b>Code</b>		
Format	an..17	
WCO Id/Name	R046	
WCO Desc		Identification of a party to be notified
Status	D	
Condition	C001	
<b>ADDRESS</b>		<b>Occurrence 0 .. 1</b>
WCO Id/Name	04A	
WCO Desc		Details relating to an address
Status	D	
Condition	C001	
<b>City name</b>		
WCO Id/Name	241	
WCO Desc		Name of a city
Format	an..35	
Status	R	
<b>Country, coded</b>		
WCO Id/Name	242	
WCO Desc		Identification of the name of the country or other geographical entity as specified in ISO 3166 and UN/ECE Rec 3
Format	a2	
Code list	CL04	Country name code
Status	R	
<b>Street and number/P.O. Box</b>		
WCO Id/Name	239	
WCO Desc		Specification of the postal delivery point such as street and number or post office box
Format	an..70	
Status	R	
<b>Postcode identification</b>		
WCO Id/Name	245	
WCO Desc		Code specifying a postal zone or address
Format	an..9	
Status	R	
<b>CUSTOMSOFFICEOFDEPARTURE</b>		<b>Occurrence 1 .. 1</b>
WCO Id/Name	25B	
WCO Desc		Details relating to the place at which the goods depart under customs control of a transit procedure
Status	R	
<b>Code</b>		
Format	an..17	
WCO Id/Name	L087	
WCO Desc		Identification of the place at which the goods depart under Customs control of transit procedure
Code list	CL13	Customs offices database (to be developed)
Status	R	
<b>CUSTOMSOFFICEOFDESTINATION</b>		<b>Occurrence 1 .. 1</b>
WCO Id/Name	26B	

WCO Desc		Place at which the goods are destined under Customs control of transit procedure
Status	R	
<b>Code</b>		
Format	an..17	
WCO Id/Name	L008	
WCO Desc		Identification of the place at which the goods are destined under Customs control of transit procedure
Code list	CL13	Customs offices database (to be developed)
Status	R	
<b>TRANSPORTMEANS</b>		
		<b>Occurrence 1 .. unbounded</b>
WCO Id/Name	29B	
WCO Desc		Details relating to a means of transport for transit
Status	R	
<b>Identification</b>		
Format	an..25	
WCO Id/Name	T007	
WCO Desc		Name to identify the means of transport used for transit
SAFE information	Yes	
Status	R	
<b>Type, coded</b>		
Format	an..4	
WCO Id/Name	T011	
WCO Desc		Means and mode of transport used for transit, coded
Code list	CL05	Transport means description code
Status	R	
<b>Nationality</b>		
Format	a2	
WCO Id/Name	T015	
WCO Desc		Nationality of the active means of transport used for transit, coded
Code list	CL04	Country name code
SAFE information	Yes	
Status	R	
<b>Conveyance reference number</b>		
WCO Id/Name	149	
WCO Desc		To identify a journey of a means of transport, for example voyage number, flight number, trip number
Format	an..17	
SAFE information	Yes	
Status	O	
<b>COUNTRYOFROUTING</b>		
		<b>Occurrence 1 .. unbounded</b>
WCO Id/Name	81A	
WCO Desc		Details of the itinerary of the means of transport
<a href="#">ChangeLog</a>	0.1	New Rule R001
Rule	R001	
Status	R	
Rule	R001	
<b>Sequence number</b>		
WCO Id/Name	006	
WCO Desc		Number indicating the position in a sequence
Format	n..5	
Status	R	
<a href="#">ChangeLog</a>	0.1	Added Sequence number to the Country of Routing class
<b>Country, coded</b>		
WCO Id/Name	064	
WCO Desc		Identification of a country through which goods or passengers are routed between the country of original departure and final destination
Format	a2	
Code list	CL04	Country name code
SAFE information	Yes	
Status	R	
<b>CERTIFICATEOFAPPROVAL</b>		
		<b>Occurrence 0 .. 1</b>
WCO Id/Name	02A	
WCO Desc		Details related to additional documents supplied as part of a declaration or sought as part of a response
Status	O	
<b>Number</b>		

Format	an..35	
WCO Id/Name	D005	
WCO Desc		Identifier of a document providing additional information
Status	R	
<b>Issuing date</b>		
Format	an..35	
WCO Id/Name	D002	
WCO Desc		Date at which an additional document was issued and when appropriate, signed or otherwise authenticated
<b>ChangeLog</b>	0.3	Date format changed to an..35
<b>ChangeLog</b>	0.3	Changed the attribute name from 'Date' to 'Issuing date'.
Status	R	
<b>Type, coded</b>		
Format	an..3	
WCO Id/Name	D006	
WCO Desc		Code specifying the name of an additional document
Code list	CL06	Document name code
Status	R	
<b>BINARYFILE</b>		<b>Occurrence 0 .. 1</b>
WCO Id/Name	72B	
WCO Desc		A computer file or program stored in a binary format
Status	O	
<b>Identification</b>		
WCO Id/Name	M001	
WCO Desc		A unique identifier for this binary file
Format	an..256	
Status	R	
<b>Title</b>		
WCO Id/Name	M002	
WCO Desc		A title, expressed as text, for this binary file
Format	an..256	
Status	R	
<b>Author name</b>		
WCO Id/Name	M003	
WCO Desc		An author name, expressed as text, of this binary file
Format	an..70	
Status	O	
<b>Version</b>		
WCO Id/Name	M004	
WCO Desc		A unique version identifier for this binary file
Format	an..17	
Status	O	
<b>File name</b>		
WCO Id/Name	M005	
WCO Desc		A file name, expressed as text, of this binary file
Format	an..256	
Status	O	
<b>URI</b>		
WCO Id/Name	M006	
WCO Desc		A unique Uniform Resource Identifier (URI) for this binary file
Format	an..2048	
Status	O	
<b>MIME</b>		
WCO Id/Name	M007	
WCO Desc		A code specifying the Multipurpose Internet Mail Extensions (MIME) type for this binary file
Format	an..70	
Status	O	
<b>Encoding</b>		
WCO Id/Name	M008	
WCO Desc		A code specifying the encoding of this binary file
Format	an..17	
Status	O	
<b>Character set</b>		
WCO Id/Name	M009	
WCO Desc		A code specifying the character set for this binary file
Format	n..17	

Status	O	
<b>Include binary object</b>		
WCO Id/Name	M010	
WCO Desc		An included binary object for this binary file
Format	N/A	
Remark		M010, Binary File Included Binary Object: To be used instead of D030 (Binary Image). D030 is marked for deletion in version 3.4!
Status	O	
<b>Access</b>		
WCO Id/Name	M011	
WCO Desc		Access information, expressed as text, for this binary file such as security and download parameters
Format	an..256	
Status	O	
<b>Description</b>		
WCO Id/Name	M012	
WCO Desc		A textual description of this binary file
Format	an..256	
Status	O	
<b>Size</b>		
WCO Id/Name	M013	
WCO Desc		A measure of the size of this binary file
Format	n..16,6	
Status	O	
<b>Type</b>		
WCO Id/Name	M014	
WCO Desc		The code specifying the type of binary file, such as photo, spreadsheet
Format	an..6	
Status	O	
<b>Hash code</b>		
WCO Id/Name	M015	
WCO Desc		Hash code of the linked document
Format	an..256	
Status	O	
<b>Hash code algorithm id</b>		
WCO Id/Name	M016	
WCO Desc		Code indicating the algorithm used to calculate the hash code (e.g. MD5, ..)
Format	an..6	
Status	O	
<b>TRANSPORTEQUIPMENT</b>		<b>Occurrence 0 .. unbounded</b>
WCO Id/Name	31B	
WCO Desc		Details of Transport equipment used for the consignment
<b>ChangeLog</b>	0.1	Added new Class "TransportEquipment"
Status	D	
Condition	C003	
<b>Sequence number</b>		
WCO Id/Name	006	
WCO Desc		Number indicating the position in a sequence
Format	n..5	
<b>ChangeLog</b>	0.1	Added new data element
Status	R	
<b>Size and type identification</b>		
WCO Id/Name	152	
WCO Desc		Code specifying the characteristics, i.e. size and type of a piece of transport equipment
Format	an..4	
Code list	CL01	Equipment size and type description code
SAFE information	Yes	
<b>ChangeLog</b>	0.1	Attribute moved from ConsignmentItem.TransportEquipment class.
Status	R	
<b>Identification</b>		
WCO Id/Name	159	
WCO Desc		Marks (letters and/or numbers) which identify equipment e.g. unit load device
Format	an..17	
SAFE information	Yes	
<b>ChangeLog</b>	0.1	Attribute also added to Consignment level
Status	R	

<b>SEAL</b>		<b>Occurrence 0 .. unbounded</b>
WCO Id/Name	44B	
WCO Desc		A device used to secure an object and protect from unauthorized entry or tampering such as a seal affixed to a piece of transport equipment
<b>ChangeLog</b>	0.1	Added new SEAL class
Status	O	
<b>Sequence number</b>		
WCO Id/Name	006	
WCO Desc		Number indicating the position in a sequence
Format	n..5	
Status	R	
Rule	R003	
Rule	R004	
<b>Seal number</b>		
WCO Id/Name	165	
WCO Desc		The identification number of a seal affixed to a piece of transport equipment
Format	an..35	
SAFE information	Yes	
Status	R	
Rule	R005	
<b>Seal type code</b>		
WCO Id/Name	407	
WCO Desc		The code specifying the type of seal applied on a unit of transport equipment
Format	an..3	
Code list	CL08	Seal type code
Status	O	
<b>GUARANTEE</b>		<b>Occurrence 0 .. 1</b>
WCO Id/Name	92B	
WCO Desc		Details regarding undertaking given in cash, bond or as a written guarantee to ensure that an obligation will be fulfilled, e.g. under a transit procedure, related to a declaration
Status	D	
Condition	C008	
<b>ChangeLog</b>	0.3	Status changed from Required (R) to Conditional (D). Added Condition C008
<b>Validity</b>		
Format	an..35	
WCO Id/Name	275	
WCO Desc		The expiry date of the document (e.g. license, visa, permit, certificate)
<b>ChangeLog</b>	0.2	Format changed from n8 to an..17
eTIR Extension		Format will be changed in version WCO DM 3.4 from n8 to an..17
<b>ChangeLog</b>	0.3	Date format changed to an..35
Status	R	
<b>Reference</b>		
WCO Id/Name	100	
WCO Desc		Details regarding undertaking given in cash, bond or as a written guarantee to ensure that an obligation will be fulfilled, e.g. under a transit procedure
Format	an..35	
Status	R	
<b>Guarantee type, coded</b>		
WCO Id/Name	101	
WCO Desc		Codes specifying details regarding undertaking given in cash, bond or as a written guarantee to ensure that an obligation will be fulfilled, e.g. under a transit procedure
Format	an..3	
Code list	CL12	Guarantee type code
Status	R	
<b>HOLDER</b>		<b>Occurrence 0 .. 1</b>
WCO Id/Name	28B	
WCO Desc		Details relating to a party accepting liability for goods held or moving under a Customs authorization and - when applicable - a guarantee
Status	D	
Condition	C008	
<b>ChangeLog</b>	0.3	Status changed from Required (R) to Conditional (D). Added Condition C008
<b>Name</b>		
Format	an..70	



WCO Id/Name	R001		
WCO Desc		Name [and address] of party accepting liability for goods held or moving under a Customs authorization and - when applicable - a guarantee	
Status	O		
<b>Code</b>			
Format	an..17		
WCO Id/Name	R002		
WCO Desc		Identifier of party accepting liability for goods held or moving under a Customs authorization and - when applicable - a guarantee	
Code list	CL15		
Status	R	International TIR database	
<b>ADDRESS</b>			<b>Occurrence 0 .. 1</b>
WCO Id/Name	04A		
WCO Desc		Details relating to an address	
Status	O		
<b>City name</b>			
WCO Id/Name	241		
WCO Desc		Name of a city	
Format	an..35		
Status	R		
<b>Country, coded</b>			
WCO Id/Name	242		
WCO Desc		Identification of the name of the country or other geographical entity as specified in ISO 3166 and UN/ECE Rec 3	
Format	a2		
Code list	CL04	Country name code	
Status	R		
<b>Street and number/P. O. Box</b>			
WCO Id/Name	239		
WCO Desc		Specification of the postal delivery point such as street and number or post office box	
Format	an..70		
Status	R		
<b>Postcode identification</b>			
WCO Id/Name	245		
WCO Desc		Code specifying a postal zone or address	
Format	an..9		
Status	R		
<b>GUARANTEE</b>			<b>Occurrence 0 .. 1</b>
WCO Id/Name	90A		
WCO Desc		Details regarding undertaking given in cash, bond or as a written guarantee to ensure that an obligation will be fulfilled, e.g. under a transit procedure	
Status	O		
<b>Reference</b>			
WCO Id/Name	100		
WCO Desc		A reference number to identify the undertaking given as a written guarantee in cash, bond, or by other such means in order to ensure that an obligation will be fulfilled	
Format	an..35		
Status	R		
<b>TIROPERATION</b>			<b>Occurrence 1 .. 1</b>
WCO Id/Name	78B		
WCO Desc		Details related to a transit operation	
Status	R		
<a href="#">ChangeLog</a>	0.3		TIR operation structure added to allow notifying Customs about the start and the terminations of TIR operations, in particular, when seals are added, changed or removed.
<b>Sequence number</b>			
WCO Id/Name	006		
WCO Desc		Number indicating the position in a sequence	
Format	n..5		
Status	R		
<b>Registration number</b>			
WCO Id/Name	443		
WCO Desc		Number under which a transit operation is nationally/regionally registered	
Format	an..35		
Status	R		

<b>START</b>		<b>Occurrence 0 .. 1</b>
WCO Id/Name	80B	
WCO Desc		Details related to the start of an operation
Status	O	
<b>End date</b>		
WCO Id/Name	356	
WCO Desc		Date and or time at which a specified event is completed
Format	an..35	
<b>ChangeLog</b>	0.3	Date format changed to an..35
<b>ChangeLog</b>	0.3	Changed the attribute name from 'Date' to 'End date'.
Status	R	
<b>Time limit</b>		
WCO Id/Name	264	
WCO Desc		Date and time by when the event has to be completed
Format	an..35	
<b>ChangeLog</b>	0.3	Date format changed to an..35
Status	O	
<b>ADDITIONALINFORMATION</b>		<b>Occurrence 0 .. 1</b>
WCO Id/Name	03A	
WCO Desc		Special request to government from declarant to take or not to take action
Status	O	
<b>Remarks</b>		
WCO Id/Name	105	
WCO Desc		Free text field available to the message sender for information
Format	an..512	
Status	R	
<b>CONSIGNMENT</b>		<b>Occurrence 0 .. 1</b>
WCO Id/Name	28A	
WCO Desc		Details about the transport between a consignor and a consignee as specified in the transport contract document
Status	O	
Rule	R007	
Rule	R006	
<b>ChangeLog</b>	0.3	Cardinality changed from 0..* to 0..1 to align with rule R007 and avoid having to repeat the seals information.
<b>ChangeLog</b>	0.1	Removed ConsignmentItem class. Seals information is provided under Consignment.TransportEquipment.Seals New Rules: R006 and R007
<b>Sequence number</b>		
WCO Id/Name	006	
WCO Desc		Number indicating the position in a sequence
Format	n..5	
Status	R	
<b>TRANSPORTEQUIPMENT</b>		<b>Occurrence 1 .. unbounded</b>
WCO Id/Name	31B	
WCO Desc		Details of Transport equipment used for the consignment
<b>ChangeLog</b>	0.1	Added new TransportEquipment class
Status	R	
<b>Identification</b>		
WCO Id/Name	159	
WCO Desc		Marks (letters and/or numbers) which identify equipment e.g. unit load device
Format	an..17	
Status	R	
<b>SEAL</b>		<b>Occurrence 1 .. unbounded</b>
WCO Id/Name	44B	
WCO Desc		A device used to secure an object and protect from unauthorized entry or tampering such as a seal affixed to a piece of transport equipment
<b>ChangeLog</b>	0.1	Added new SEAL class
Status	R	
<b>Sequence number</b>		
WCO Id/Name	006	
WCO Desc		Number indicating the position in a sequence
Format	n..5	
Status	R	
Rule	R003	
Rule	R004	

<b>Seal number</b>		
WCO Id/Name	165	
WCO Desc		The identification number of a seal affixed to a piece of transport equipment
Format	an..35	
Status	R	
Rule	R005	
<b>Seal type code</b>		
WCO Id/Name	407	
WCO Desc		The code specifying the type of seal applied on a unit of transport equipment
Format	an..3	
Code list	CL08	Seal type code
Status	O	
<b>CONTROL</b>		<b>Occurrence 1 .. 1</b>
WCO Id/Name	38A	
WCO Desc		Details relating to (Governmental) examination
<b>Control type, coded</b>		
WCO Id/Name	449	
WCO Desc		The type of Governmental examination, coded
Format	an..3	
Code list	CL25	Control type code
Status	R	
<b>CONTROLRESULT</b>		<b>Occurrence 1 .. unbounded</b>
WCO Id/Name	83B	
WCO Desc		Details related to the outcome of (Governmental) examination
Status	R	
<b>Code</b>		
WCO Id/Name	444	
WCO Desc		Code indicating the results of a control
Format	an..3	
Code list	CL24	Control result code
Status	R	
<b>NATIONALITINERARY</b>		<b>Occurrence 0 .. 1</b>
WCO Id/Name	81A	
WCO Desc		Details of the itinerary of the means of transport
Status	O	
<b>NATIONALITINERARYCUSTOMSOFFICE</b>		<b>Occurrence 1 .. 1</b>
WCO Id/Name	82B	
WCO Desc		Details identifying the government agency office related to the itinerary
Status	R	
<b>Customs office, coded</b>		
Format	an..17	
WCO Id/Name	G009	
WCO Desc		Government Agency Name, coded
Code list	CL13	Customs offices database (to be developed)
Status	R	
<b>CUSTOMSOFFICE</b>		<b>Occurrence 1 .. 1</b>
WCO Id/Name	81B	
WCO Desc		Details identifying the government agency office where the transit operation starts
Description		Customs office where the TIR operation is started.
Status	R	
<b>Customs office, coded</b>		
Format	an..17	
WCO Id/Name	G008	
WCO Desc		Code of the Customs office starting a transit operation
Code list	CL13	Customs offices database (to be developed)
Status	R	
<b>TERMINATION</b>		<b>Occurrence 1 .. 1</b>
WCO Id/Name	84B	
WCO Desc		Details related to the termination of an operation
Status	R	
<b>End date</b>		
WCO Id/Name	356	
WCO Desc		Date and or time at which a specified event is completed
Format	an..35	
<a href="#">ChangeLog</a>	0.3	Date format changed to an..35

<b>ChangeLog</b>	0.3	Changed the attribute name from 'Date' to 'End date'.
Status	R	
<b>Number of packages</b>		
WCO Id/Name	144	
WCO Desc		Number of individual items packaged in such a way that they cannot be divided without first undoing the packing
Format	n..8	
Status	R	
<b>ADDITIONALINFORMATION</b>		<b>Occurrence 0 .. 1</b>
WCO Id/Name	03A	
WCO Desc		Special request to government from declarant to take or not to take action
Status	0	
<b>Reservations</b>		
WCO Id/Name	105	
WCO Desc		Free text field available to the message sender for information
Format	an..512	
Status	R	
<b>CONSIGNMENT</b>		<b>Occurrence 0 .. 1</b>
WCO Id/Name	28A	
WCO Desc		Details about the transport between a consignor and a consignee as specified in the transport contract document
Status	0	
Rule	R006	
Rule	R007	
<b>ChangeLog</b>	0.3	Cardinality changed from 0..* to 0..1 to align with rule R007 and avoid having to repeat the seals information.
<b>ChangeLog</b>	0.1	Removed ConsignmentItem class. Seals information is provided under Consignment.TransportEquipment.Seals New Rules: R006 and R007
<b>Sequence number</b>		
WCO Id/Name	006	
WCO Desc		Number indicating the position in a sequence
Format	n..5	
Status	R	
<b>TRANSPORTEQUIPMENT</b>		<b>Occurrence 1 .. unbounded</b>
WCO Id/Name	31B	
WCO Desc		Details of Transport equipment used for the consignment
<b>ChangeLog</b>	0.1	Added new TransportEquipment class
Status	R	
<b>Identification</b>		
WCO Id/Name	159	
WCO Desc		Marks (letters and/or numbers) which identify equipment e.g. unit load device
Format	an..17	
SAFE information	Yes	
Status	R	
<b>SEAL</b>		<b>Occurrence 1 .. unbounded</b>
WCO Id/Name	44B	
WCO Desc		A device used to secure an object and protect from unauthorized entry or tampering such as a seal affixed to a piece of transport equipment
<b>ChangeLog</b>	0.1	Added new SEAL class
Status	R	
<b>Sequence number</b>		
WCO Id/Name	006	
WCO Desc		Number indicating the position in a sequence
Format	n..5	
Status	R	
Rule	R003	
Rule	R004	
<b>Seal number</b>		
WCO Id/Name	165	
WCO Desc		The identification number of a seal affixed to a piece of transport equipment
Format	an..35	
Status	R	
Rule	R005	
<b>CONTROL</b>		<b>Occurrence 1 .. 1</b>

WCO Id/Name	38A	
WCO Desc		Details relating to (Governmental) examination
Status	R	
<b>Control type, coded</b>		
WCO Id/Name	449	
WCO Desc		The type of Governmental examination, coded
Format	an..3	
Code list	CL25	Control type code
Status	R	
<b>CONTROLRESULT</b>		<b>Occurrence 1 .. unbounded</b>
WCO Id/Name	83B	
WCO Desc		Details related to the outcome of (Governmental) examination
Status	R	
<b>Code</b>		
WCO Id/Name	444	
WCO Desc		Code indicating the results of a control
Format	an..3	
Code list	CL24	Control result code
Status	R	
<b>CUSTOMSOFFICE</b>		<b>Occurrence 1 .. 1</b>
WCO Id/Name	85B	
WCO Desc		Details identifying the government agency office where the transit operation terminates
Description		Customs office where the TIR operation is terminated.
Status	R	
<b>Customs office, coded</b>		
Format	an..17	
WCO Id/Name	G010	
WCO Desc		To identify the termination office
Code list	CL13	Customs offices database (to be developed)
Status	R	

## p. I16 – Notification confirmation

<b>MESSAGE</b>		
WCO Id/Name	75B	
WCO Desc		Exchange of information between Governmental organizations
<b>ChangeLog</b>	0.2	Guarantee class removed from I16
<b>Message function, coded</b>		
Format	n..2	
WCO Id/Name	017	
WCO Desc		Code indicating the function of a document
Code list	CL16	Message function code
Status	R	
Restricted code(s)	6	Confirmation
Restricted code(s)	27	Not accepted
<b>Functional reference</b>		
Format	an..35	
WCO Id/Name	D026	
WCO Desc		Reference number identifying a specific information exchange
Status	R	
<b>Message reference number</b>		
Format	an..35	
WCO Id/Name	D014	
WCO Desc		Reference number identifying a specific document
<b>ChangeLog</b>	0.2	Format changed from an..14 to an..35
Status	R	
<b>Type, coded</b>		
Format	an..3	
WCO Id/Name	D013	
WCO Desc		Code specifying the name of a document
Code list	CL26	Message type
<b>ChangeLog</b>	0.1	CL06 (Document name code) replaced by CL26 (Message types) Name of CL26 changed from 'Message sub types' to 'Message types'
Status	R	

Restricted code(s)	I16	Notification confirmation
<b>ADVANCEDCARGOINFORMATION</b>		<b>Occurrence 1 .. 1</b>
WCO Id/Name	42A	
WCO Desc		Any statement or action, in any form prescribed or accepted by the Governmental Agency, giving information or particulars required by the Governmental Agency
Status	O	
Rule	R002	
<b>Message reference number</b>		
Format	an..35	
WCO Id/Name	D014	
WCO Desc		Reference number identifying a specific document
Remark		Document reference number, assigned by the Government
Status	R	
<b>NATIONALREFERENCE</b>		<b>Occurrence 1 .. 1</b>
WCO Id/Name	91B	
WCO Desc		Details related to a national reference
Status	R	
<b>Reference</b>		
WCO Id/Name	446	
WCO Desc		Reference under which a government has registered information
Format	an..35	
Status	R	
<b>Country, coded</b>		
WCO Id/Name	450	
WCO Desc		Identification of the name of the national reference issuing country or other geographical entity as specified in ISO 3166 and UN/ECE Rec 3
Format	a2	
Code list	CL04	Country name code
Status	R	
<b>ERROR</b>		<b>Occurrence 0 .. unbounded</b>
WCO Id/Name	53A	
WCO Desc		Details to identify data validation errors
<b>ChangeLog</b>	0.1	Changed cardinality from 0..1 to 0..unbounded
Status	D	
Condition	C006	
<b>Error, coded</b>		
WCO Id/Name	377	
WCO Desc		Code specifying a data validation error
Format	an..8	
Code list	CL99	Error code
Status	R	
<b>POINTER</b>		<b>Occurrence 1 .. unbounded</b>
WCO Id/Name	97A	
WCO Desc		Details to refer to a functional attribute within a declaration
Status	R	
<b>Sequence number</b>		
WCO Id/Name	006	
WCO Desc		Number indicating the position in a sequence
Format	n..5	
Status	R	
<b>Document/message section, coded</b>		
WCO Id/Name	375	
WCO Desc		Code specifying a section of a document/message
Format	an..3	
Code list	CL18	Message section code (codes to be defined)
Status	R	
<b>Tag identifier</b>		
WCO Id/Name	381	
WCO Desc		Data element tag identifier
Format	an..4	
Code list	CL19	Pointer code (codes to be defined)
Status	R	



### 3.2.6 Conditions and rules

#### 3.2.6.1 Conditions (English only)

Number and Name:	<b>C001</b>
Description:	IF EXIST( PARTY.code ) THEN NOT EMPTY( PARTY.code ) ELSE NOT EMPTY( PARTY.name , ADDRESS )
Number and Name:	<b>C002</b>
Description:	IF ( PACKAGING.Type, coded ) = "VQ", "VG", "VL", "VY", "VR" OR "VO" THEN EMPTY( PACKAGING.Number of packages ) ELSE ( PACKAGING.Number of packages ) > 0
Number and Name:	<b>C003</b>
Description:	IF( ADVANCED CARGO INFORMATION.ADDITIONALINFORMATION.Heavy and bulky goods indicator ) = 0 THEN NOT EMPTY( TRANSPORTEQUIPMENT ) ELSE EMPTY( TRANSPORTEQUIPMENT )
Number and Name:	<b>C004</b>
Description:	IF EMPTY( GOODS.CLASSIFICATION ) OR ( GOODS.CLASSIFICATION.Type ) <> 'HS' THEN NOT EMPTY( GOODS.Description )
Number and Name:	<b>C005</b>
Description:	IF( ADVANCED CARGO INFORMATION.ADDITIONALINFORMATION.Heavy and bulky goods indicator ) = 0 THEN NOT EMPTY( TRANSPORTMEANS.CERTIFICATEOFAPPROVAL ) ELSE EMPTY( TRANSPORTMEANS.CERTIFICATEOFAPPROVAL )
Number and Name:	<b>C006</b>
Description:	IF( MESSAGE.Message function, coded) = '6' OR '11' OR '44' OR '45' THEN EMPTY( ERROR ) ELSE IF( MESSAGE.Message function, coded) = '10' OR '27' THEN NOT EMPTY( ERROR )
Number and Name:	<b>C007</b>
Description:	IF( MESSAGE.Message function, coded) = '44' THEN NOT EMPTY( ADVANCED CARGO INFORMATION.Acceptance date ) AND EMPTY( ADVANCED CARGO INFORMATION .Rejection date ) ELSE IF( MESSAGE.Message function, coded) = '27' THEN NOT EMPTY( ADVANCED CARGO INFORMATION.Rejection date ) AND EMPTY( ADVANCED CARGO INFORMATION.Acceptance date )



Number and Name: **C008**  
 Description: IF( MESSAGE.Message function, coded) = '1'  
 THEN EMPTY( ADDITIONALINFORMATION, AGENT,AMENDMENT, SUBCONTRACTOR,  
 CONSIGNMENT,GUARANTEE,HOLDER ) AND NOT EMPTY (MESSAGE.FunctionalReference)  
 ELSE IF( MESSAGE.Message function, coded) = '4'  
 THEN NOT EMPTY( MESSAGE.FunctionalReference, AMENDMENT,  
 ADDITIONALINFORMATION,  
 CONSIGNMENT,GUARANTEE,HOLDER )  
 ELSE IF( MESSAGE.Message function, coded) = '9'  
 THEN EMPTY( MESSAGE.FunctionalReference, AMENDMENT ) AND NOT EMPTY  
 (ADDITIONALINFORMATION, CONSIGNMENT,GUARANTEE,HOLDER )

Number and Name: **C009**  
 Description: IF( TIROPERATION.Sequence number) = 1  
 THEN NOT EMPTY( CONSIGNMENT.CONSIGNMENTITEM.TRANSPORTEQUIPEMENT)

Number and Name: **C010**  
 Description: NOT USED

### 3.2.6.2 Rules

Number and Name: **R001**  
 Description: Each country of transit shall have an unique sequence number. They should be numbered from 1 to the number of countries involved in the transit and represent the order in which countries are traveled from departure to destination. In case of multiple means of transport, this will also allow to determine in which order the means of transport are used.

Number and Name: **R002**  
 Description: If the Message confirms the reception of Advanced Cargo information then "National Reference" must be provided.

Number and Name: **R003**  
 Description: Re-use a sequence number to indicate that a seal has been replaced.

Number and Name: **R004**  
 Description: Use new sequence number only to mention additional seals.

Number and Name: **R005**  
 Description: Indicate that a seal has been removed and not replaced with an "X" in the "seals number" field of the transport equipment sequence corresponding to the removed seal.

Number and Name: **R006**  
 Description: Mandatory in case the seals have been changed, added or removed.

Number and Name: **R007**  
 Description: In case of multiple consignments all transport equipment used must be listed only under the first consignment.

## 3.2.7 Overview of Changes (English only)

### 3.2.7.1 E1 – Register guarantee

ENTITY	ATTRIBUTE	CHANGE	DATE	VERSION
--------	-----------	--------	------	---------

Message	Sender identification	Removed 'Sender identification' from the Data model. Is technical attribute	February 2011	0.1
Message	Message reference number	Format changed from an..14 to an..35	18-12-2012	0.2
Message	type	CL06 (Document name code) replaced by CL26 (Message types) Name of CL26 changed from 'Message sub types' to 'Message types'	February 2011	0.1
Guarantee	Validity	Format changed from n8 to an..17	March 2013	0.2
Guarantee	Validity	Date format changed to an..35	March 2014	0.3
Guarantee	Issuing date	Date format changed to an..35	March 2014	0.3
Guarantee	Issuing date	Format changed from n8 to an..17	March 2013	0.2

### 3.2.7.2 E2 – Register results

ENTITY	ATTRIBUTE	CHANGE	DATE	VERSION
Message	Sender identification	Removed 'Sender identification' from the Data model. Is technical attribute.	February 2011	0.1
Message		Removed Guarantee class from this message	December 2012	0.2
Message	Message reference number	Format changed from an..14 to an..35	18-12-2012	0.2
Message	type	CL06 (Document name code) replaced by CL26 (Message types) Name of CL26 changed from 'Message sub types' to 'Message types'	February 2011	0.1
Error		Changed cardinality from 0..1 to 0..unbounded	January 2011	0.1

### 3.2.7.3 E3 – Cancel guarantee

ENTITY	ATTRIBUTE	CHANGE	DATE	VERSION
Message	Sender identification	Removed 'Sender identification' from the Data model. Is technical attribute	February 2011	0.1
Message	Message reference number	Format changed from an..14 to an..35	18-12-2012	0.2
Message	type	CL06 (Document name code) replaced by CL26 (Message types) Name of CL26 changed from 'Message sub types' to 'Message types'	February 2011	0.1
Guarantee	Cancellation date	Date format changed to an..35	March 2014	0.3
Guarantee	Cancellation date	Format changed from n8 to an..17	March 2013	0.2

### 3.2.7.4 E4 – Cancellation results

ENTITY	ATTRIBUTE	CHANGE	DATE	VERSION
Message		Removed Guarantee class from this message	December 2012	0.2
Message	Sender identification	Removed 'Sender identification' from the Data model. Is technical attribute.	February 2011	0.1
Message	Message reference number	Format changed from an..14 to an..35	18-12-2012	0.2

Message	type	CL06 (Document name code) replaced by CL26 (Message types) Name of CL26 changed from 'Message sub types' to 'Message types'	February 2011	0.1
Error		Changed cardinality from 0..1 to 0..unbounded	January 2011	0.1

### 3.2.7.5 E5 – Query guarantee

ENTITY	ATTRIBUTE	CHANGE	DATE	VERSION
Message	Sender identification	Removed 'Sender identification' from the Data model. Is technical attribute	February 2011	0.1
Message	Message reference number	Format changed from an..14 to an..35	18-12-2012	0.2
Message	type	CL06 (Document name code) replaced by CL26 (Message types) Name of CL26 changed from 'Message sub types' to 'Message types'	February 2011	0.1
Message	Sub type, coded	Renamed the code list from 'Message sub type' to 'Reply type'	March 2014	0.3
Message	Sub type, coded	Renamed element name 'Sub type, coded' to 'Reply type, coded'	March 2014	0.3
Message	Sub type, coded	Replaces 'GUARANTEE.Query type' and uses CL09 (Message sub type)	February 2011	0.1
Guarantee	Query Type	Attribute "Query type" removed and replaced by "MESSAGE.Sub type, coded"	February 2011	0.1

### 3.2.7.6 E6 – Query results

ENTITY	ATTRIBUTE	CHANGE	DATE	VERSION
Message	Sender identification	Removed 'Sender identification' from the Data model. Is technical attribute.	February 2011	0.1
Message	Message reference number	Format changed from an..14 to an..35	18-12-2012	0.2
Message	type	CL06 (Document name code) replaced by CL26 (Message types) Name of CL26 changed from 'Message sub types' to 'Message types'	February 2011	0.1
Error		Changed cardinality from 0..1 to 0..unbounded	January 2011	0.1
Guarantee	Validity	Format changed from n8 to an..17	March 2013	0.2
AdvancedCargoInformation	Message function, coded	Added restricted code '1' (Cancellation). This code makes it possible to cancel the Declaration.	March 2014	0.3
AdvancedCargoInformation	Message function, coded	Added new attribute 'Message function, coded'	March 2014	0.3
AdvancedCargoInformation	Functional reference	Added 'Functional reference' to allow Declaration updates and cancellations to make reference to the original Declaration.	March 2014	0.3

AdvancedCargoInformation	Date	Date format changed to an..35	March 2014	0.3
AdvancedCargoInformation	Issuing date	Changed the attribute name from 'Date' to 'Issuing date'.	March 2014	0.3
AdvancedCargoInformation	Version	Added new attribute 'Version' to the Message class	March 2014	0.3
AdditionalInformation		Status changed from Required (R) to Conditional (D). Added Condition C008	March 2014	0.3
Agent	Name	Added 'Name' to the Agent class	March 2014	0.3
Agent	Code	Status changed from Required (R) to Dependent (C) New Condition C001	March 2014	0.3
Amendment		Changed Condition C008	March 2014	0.3
Consignment		Status changed from Required (R) to Conditional (D). Added Condition C008	March 2014	0.3
AttachedDocuments	Issuing date	Date format changed to an..35	March 2014	0.3
Declaration.Consignment.		The attributes 'Seal number' and 'Size and type	February 2011	0.1
ConsignmentItem.		identification' moved to 'Consignment.		
TransportEquipment		TransportEquipment.Seals' and 'Consignment.		
		TransportEquipment' class.		
Declaration.Consignment.	Identification	Also added to Consignment level.	February 2011	0.1
TransportEquipment				
CountryOfRouting		New Rule R001	February 2011	0.1
Itinerary	Sequence	Added sequence to the Itinerary class	January 2011	0.1
CertificateOfApproval	Date	Date format changed to an..35	March 2014	0.3
CertificateOfApproval	Issuing date	Changed the attribute name from 'Date' to 'Issuing date'.	March 2014	0.3
Declaration.Consignment.		Added new Class "TransportEquipment"	06-10-2010	0.1
TransportEquipment	Sequence number	Added new data element 'Sequence'.	February 2011	0.1
Declaration.Consignment.	Size and type identification	Data element moved from ConsignmentItem.		0.1

### 3.2.7.7 E7 – Notify guarantee chain

ENTITY	ATTRIBUTE	CHANGE	DATE	VERSION
Message	Sender identification	Removed 'Sender identification' from the Data model. Is technical attribute.	February 2011	0.1
Message	Sub type, coded	Replaces 'NOTIFICATION.Code' and uses CL09 (Sub type, coded)	February 2011	0.1
Message	Message function, coded	Replaces data element 'Sub type, coded'	March 2014	0.3
Message	Message function, coded	Code '9' (Original) is replaced by the (temporary) codes T1, T2, T3, T4 and T5. Final codes will be available after UN/CEFACT added those codes to the UN Code list 1225.	March 2014	0.3
Message	Message reference number	Format changed from an..14 to an..35	18-12-2012	0.2
Message	type	CL06 (Document name code) replaced by CL26 (Message types) Name of CL26 changed from 'Message sub types' to 'Message types'	February 2011	0.1

Notification	Code	Removed Notification class. The attribute 'Code' is replaced by MESSAGE.Sub type, coded.	February 2011	0.1
--------------	------	--	---------------	-----

### 3.2.7.8 E8 – Notification confirmation

ENTITY	ATTRIBUTE	CHANGE	DATE	VERSION
Message		Removed Guarantee class from this message	December 2012	0.2
Message	Sender identification	Removed 'Sender identification' from the Data model. Is technical attribute.	February 2011	0.1
Message	Message reference number type	Format changed from an..14 to an..35 CL06 (Document name code) replaced by CL26 (Message types) Name of CL26 changed from 'Message sub types' to 'Message types'	18-12-2012 February 2011	0.2 0.1
Error		Changed cardinality from 0..1 to 0..unbounded	January 2011	0.1

### 3.2.7.9 E9 – Advanced cargo information

ENTITY	ATTRIBUTE	CHANGE	DATE	VERSION
Message	Sender identification	Removed 'Sender identification' from the Data model. Is technical attribute.	February 2011	0.1
Message	Message function, coded	Added restricted code '1' (Cancellation). This code makes it possible to cancel the Declaration.	March 2014	0.3
Message	Functional reference	Added 'Functional reference' to allow Declaration updates and cancellations to make reference to the original Declaration.	March 2014	0.3
Message	Message reference number	Format changed from an..14 to an..35	18-12-2012	0.2
Message	Date	Date format changed to an..35	March 2014	0.3
Message	Issuing date	Changed the attribute name from 'Date' to 'Issuing date'.	March 2014	0.3
Message	type	CL06 (Document name code) replaced by CL26 (Message types) Name of CL26 changed from 'Message sub types' to 'Message types'	February 2011	0.1
Message	Version	Added new attribute 'Version' to the Message class	March 2014	0.3
AdditionalInformation		Status changed from Required (R) to Conditional (D). Added Condition C008	March 2014	0.3
Agent	Name	Added 'Name' to the Agent class	March 2014	0.3
Agent	Code	Status changed from Required (R) to Dependent (C) New Condition C001	March 2014	0.3
Amendment		Changed Condition C008	March 2014	0.3
Consignment		Status changed from Required (R) to Conditional (D). Added Condition C008	March 2014	0.3
AttachedDocuments	Number	Format changed from an..14 to an..35 because of change in version 3.30 WCO Data model	December 2012	0.2
AttachedDocument	Issuing date	Date format changed to an..35	March 2014	0.3

Declaration.Consignment.ConsignmentItem. TransportEquipment		The attributes 'Seal number' and 'Size and type identification' moved to 'Consignment.TransportEquipment.Seals' and 'Consignment.TransportEquipment' class.	February 2011	0.1
Declaration.Consignment.TransportEquipment CountryOfRouting	Identification	Also added to Consignment level.	February 2011	0.1
CountryOfRouting	Sequence number	New Rule R001	February 2011	0.1
CountryOfRouting	Sequence number	Added Sequence number to the Country of Routing class	December 2012	0.2
CountryOfRouting	Sequence number	Not mapped to EDIFACT. Mapping to EDIFACT will be possible in the next version of the GOVCBR	December 2012	0.2
Consignment.TransportMean.AdditionalDocument		Occurance changed from 0..Unbounded to 0..1	February 2011	0.1
AttachedDocument	Date	Date format changed to an..35	March 2014	0.3
AttachedDocument	Issuing date	Changed the attribute name from 'Date' to 'Issuing date'.	March 2014	0.3
Declaration.Consignment.TransportEquipment		Added new Class "TransportEquipment"	06-10-2010	0.1
Declaration.Consignment.TransportEquipment	Sequence number	Added new data element	February 2011	0.1
TransportEquipment	Size and type identification	Attribute moved from ConsignmentItem.TransportEquipment class.		0.1
TransportEquipment	Identification	Attribute also added to Consignment level		0.1
Seal		Added new Seal class	October 2010	0.1
Seal	Sequence	Not mapped to EDIFACT. Mapping to EDIFACT will be possible in the next version of the GOVCBR		0.1
Guarantee	.	Cardinality between Guarantee and Declaration changed from 1 .. 1 to 1 .. unbounded. To increase flexibility	26-01-2011	0.1
Guarantee	Validity	Removed attribute "Validity".	February 2011	0.1
Guarantee		Status changed from Required (R) to Conditional (D).	March 2014	0.3
Holder		Added Condition C008		
Holder		Status changed from Required (R) to Conditional (D).	March 2014	0.3
Holder		Added Condition C008		

### 3.2.7.10 E10 - Advanced Cargo Information Results

ENTITY	ATTRIBUTE	CHANGE	DATE	VERSION
Message	Sender identification	Removed 'Sender identification' from the Data model. Is technical attribute.	February 2011	0.1
Message	Message function, coded	Attribute moved from the AdvancedCargoInformation class	December 2012	0.2
Message	Message reference number	Format changed from an..14 to an..35	18-12-2012	0.2
Message	type	CL06 (Document name code) replaced by CL26 (Message types) Name of CL26 changed from 'Message sub types' to 'Message types'	February 2011	0.1
Message	Type, coded	Attribute moved from the AdvancedCargoInformation class	December 2012	0.2
Error		Changed cardinality from 0..1 to 0..unbounded	January 2011	0.1
AdvancedCargoInformation	Acceptance date	Date format changed to an..35	March 2014	0.3
AdvancedCargoInformation	Message reference number	Format changed from an..14 to an..35	18-12-2012	0.2
AdvancedCargoInformation	Rejection date	Date format changed to an..35	March 2014	0.3

**3.2.7.11 I1 – Accept guarantee**

ENTITY	ATTRIBUTE	CHANGE	DATE	VERSION
Message	Sender identification	Removed 'Sender identification' from the Data model. Is technical attribute.	February 2011	0.1
Message	Message reference number	Format changed from an..14 to an..35	18-12-2012	0.2
Message	type	CL06 (Document name code) replaced by CL26 (Message types) Name of CL26 changed from 'Message sub types' to 'Message types'	February 2011	0.1
StartOffice	.	Entity "StartOffice" removed	11-12-2012	0.2
Guarantee	Acceptance date	Date format changed to an..35	March 2014	0.3

**3.2.7.12 I2 – Acceptance results**

ENTITY	ATTRIBUTE	CHANGE	DATE	VERSION
Message	Sender identification	Removed 'Sender identification' from the Data model. Is technical attribute.	February 2011	0.1
Declaration	Functional Reference	New attribute	12-12-2012	0.2
Message	Message reference number	Format changed from an..14 to an..35	18-12-2012	0.2
Message	type	CL06 (Document name code) replaced by CL26 (Message types) Name of CL26 changed from 'Message sub types' to 'Message types'	February 2011	0.1
Error		Changed cardinality from 0..1 to 0..unbounded	January 2011	0.1

**3.2.7.13 I3 – Get holder information**

ENTITY	ATTRIBUTE	CHANGE	DATE	VERSION
Message	Sender identification	Removed 'Sender identification' from the Data model. Is technical attribute.	February 2011	0.1
Message	Message reference number	Format changed from an..14 to an..35	18-12-2012	0.2
Message	type	CL06 (Document name code) replaced by CL26 (Message types) Name of CL26 changed from 'Message sub types' to 'Message types'	February 2011	0.1

**3.2.7.14 I4 – Holder information**

ENTITY	ATTRIBUTE	CHANGE	DATE	VERSION
Message	Sender identification	Removed 'Sender identification' from the Data model. Is technical attribute.	February 2011	0.1
Message	Message reference number	Format changed from an..14 to an..35	18-12-2012	0.2
Message	type	CL06 (Document name code) replaced by CL26 (Message types) Name of CL26 changed from 'Message sub types' to 'Message types'	February 2011	0.1

Error		Changed cardinality from 0..1 to 0..unbounded	January 2011	0.1
ActiveWithdrawal	Start	Format changed from n8 to an..17	March 2013	0.2
ActiveWithdrawal	Start	Date format changed to an..35	March 2014	0.3
ActiveWithdrawal	Start date	Changed the attribute name from 'Start' to 'Start date'.	March 2014	0.3
ActiveWithdrawal	End	Format changed from n8 to an..17	March 2013	0.2
ActiveWithdrawal	End	Date format changed to an..35	March 2014	0.3
ActiveWithdrawal	End date	Changed the attribute name from 'End' to 'End date'.	March 2014	0.3
ActiveExclusion	Start	Format changed from n8 to an..17	March 2013	0.2
ActiveExclusion	Start	Date format changed to an..35	March 2014	0.3
ActiveExclusion	Start date	Changed the attribute name from 'Start' to 'Start date'.	March 2014	0.3
ActiveExclusion	End	Format changed from n8 to an..17	March 2013	0.2
ActiveExclusion	End	Date format changed to an..35	March 2014	0.3
ActiveExclusion	End date	Changed the attribute name from 'End' to 'End date'.	March 2014	0.3

### 3.2.7.15 15 – Query guarantee

ENTITY	ATTRIBUTE	CHANGE	DATE	VERSION
Message	Sender identification	Removed 'Sender identification' from the Data model. Is technical attribute.	February 2011	0.1
Message	Message reference number	Format changed from an..14 to an..35	18-12-2012	0.2
Message	type	CL06 (Document name code) replaced by CL26 (Message types) Name of CL26 changed from 'Message sub types' to 'Message types'	February 2011	0.1
Message	Reply type, coded	Renamed the code list from 'Message sub type' to 'Reply type'	March 2014	0.3
Message	Reply type, coded	Renamed element name 'Sub type, coded' to 'Reply type, coded'	March 2014	0.3
Message	Sub type, coded	Replaces 'GUARANTEE.Query type'	February 2011	0.1
Guarantee	Query Type	Attribute "Query type" removed and replaced by ""MESSAGE.Sub type, coded""	February 2011	0.1

### 3.2.7.16 16 – Query results

ENTITY	ATTRIBUTE	CHANGE	DATE	VERSION
Message	Sender identification	Removed 'Sender identification' from the Data model. Is technical attribute.	February 2011	0.1
Message	Message reference number	Format changed from an..14 to an..35	18-12-2012	0.2
Message	type	CL06 (Document name code) replaced by CL26 (Message types) Name of CL26 changed from 'Message sub types' to 'Message types'	February 2011	0.1
Error		Changed cardinality from 0..1 to 0..unbounded	January 2011	0.1
Guarantee	Acceptance date	New attribute	12-12-2012	0.2



Guarantee	Cancellation date	New attribute	08-08-2012	0.2
Guarantee	Validity	Format changed from n8 to an..17	March 2013	0.2
Guarantee	Validity	Date format changed to an..35	March 2014	0.3
Guarantee	Issue date	New attribute	08-08-2012	0.2
Guarantee	Guarantee status	New attribute	08-08-2012	0.2
AdvancedCargoInformation	Message function, coded	Added restricted code '1' (Cancellation). This code makes it possible to cancel the Declaration.	March 2014	0.3
AdvancedCargoInformation	Message function, coded	Added new attribute 'Message function, coded'	March 2014	0.3
AdvancedCargoInformation	Functional reference	Added 'Functional reference' to allow Declaration updates and cancellations to make reference to the original Declaration.	March 2014	0.3
AdvancedCargoInformation	Date	Date format changed to an..35	March 2014	0.3
AdvancedCargoInformation	Issuing date	Changed the attribute name from 'Date' to 'Issuing date'.	March 2014	0.3
AdvancedCargoInformation	Type, coded	Added new attribute 'Type, coded'	March 2014	0.3
AdvancedCargoInformation	Version	Added new attribute 'Version' to the Message class	March 2014	0.3
AdditionalInformation		Status changed from Required (R) to Conditional (D). Added Condition C008	March 2014	0.3
Agent	Name	Added 'Name' to the Agent class	March 2014	0.3
Agent	Code	Status changed from Required (R) to Dependent (C) New Condition C001	March 2014	0.3
Amendment		Status changed from Optional to Dependent. Added Condition C008	March 2014	0.3
Consignment		Status changed from Required (R) to Conditional (D). Added Condition C008	March 2014	0.3
AttachedDocument	Issuing date	Date format changed to an..35	March 2014	0.3
Declaration.Consignment.		The attributes 'Seal number' and 'Size and type identification' moved to 'Consignment. TransportEquipment.Seals' and 'Consignment. TransportEquipment'class.	February 2011	0.1
ConsignmentItem.				
TransportEquipment				
Declaration.Consignment.	Identification	Also added to Consignment level.	February 2011	0.1
TransportEquipment				
CountryOfRouting		New Rule R001	February 2011	0.1
CountryOfRouting	Sequence number	Added Sequence number to the Country of Routing class		0.1

AttachedDocument	Date	Date format changed to an..35	March 2014	0.3
AttachedDocument	Issuing date	Changed the attribute name from 'Date' to 'Issuing date'.	March 2014	0.3
Declaration.Consignment. TransportEquipment		Added new Class "TransportEquipment"	06-10-2010	0.1
Declaration.Consignment. TransportEquipment	Sequence number	Added new data element	February 2011	0.1
TransportEquipment	Size and type identification	Attribute moved from ConsignmentItem. TransportEquipment class.		0.1
TransportEquipment	Identification	Attribute also added to Consignment level		0.1
Seat		Added new Seal class		0.1
Guarantee	-	Status changed from Required (R) to Conditional (D).	March 2014	0.3
Guarantee	Validity	Added Condition C008		0.2
NationalReference		Format changed from n8 to an..17	March 2013	0.2
Holder		New Class	August 2012	0.2
		Status changed from Required (R) to Conditional (D).	March 2014	0.3
Start	Date	Added Condition C008		0.3
Start	End date	Date format changed to an..35	March 2014	0.3
		Changed the attribute name from 'Date' to 'End date'.	March 2014	0.3
Start	Time limit	Date format changed to an..35	March 2014	0.3
Consignment		Cardinality changed from 0..* to 0..1 to align with rule R007 and avoid having to repeat the seals information.	March 2014	0.3
Start.Consignment		Removed ConsignmentItem class. Seals information is provided under Consignment. TransportEquipment.Seals New Rules: R006 and R007	2010/10/06	0.1
Start.Consignment. TransportEquipment		Added new TransportEquipment class	2010/10/06	0.1
Start.Consignment. TransportEquipment.Seal		Added new SEAL class	2010/10/06	0.1
Termination	Date	Date format changed to an..35	March 2014	0.3
Termination	End date	Changed the attribute name from 'Date' to 'End date'.	March 2014	0.3
Termination.Consignment		Removed ConsignmentItem class. Seals information is provided under Consignment. TransportEquipment.Seals New Rules: R006 and R007	2010/10/06	0.1
Consignment		Cardinality changed from 0..* to 0..1 to align with rule R007 and avoid having to repeat the seals information.	March 2014	0.3
Termination.Consignment. TransportEquipment		Added new TransportEquipment class	2010/10/06	0.1

Termination.Consignment. TransportEquipment.Seal		Added new SEAL class	2010/10/06	0.1
TransitOperationTerminationOf fic e		New Class	August 2012	0.2
Discharge	Date	Date format changed to an..35	March 2014	0.3
Discharge	End date	Changed the attribute name from 'Date' to 'End date'.	March 2014	0.3
ActiveWithdrawal	Start	Format changed from n8 to an..17	March 2013	0.2
ActiveWithdrawal	Start	Date format changed to an..35	March 2014	0.3
ActiveWithdrawal	Start date	Changed the attribute name from 'Date' to 'Start date'.	March 2014	0.3
ActiveWithdrawal	End	Format changed from n8 to an..17	March 2013	0.2
ActiveWithdrawal	End	Date format changed to an..35	March 2014	0.3
ActiveWithdrawal	End date	Changed the attribute name from 'Date' to 'End date'.	March 2014	0.3
ActiveExclusion	Start	Format changed from n8 to an..17	March 2013	0.2
ActiveExclusion	Start	Date format changed to an..35	March 2014	0.3
ActiveExclusion	Start date	Changed the attribute name from 'Date' to 'Start date'.	March 2014	0.3
ActiveExclusion	End	Format changed from n8 to an..17	March 2013	0.2
ActiveExclusion	End	Date format changed to an..35	March 2014	0.3
ActiveExclusion	End date	Changed the attribute name from 'Date' to 'End date'.	March 2014	0.3

### 3.2.7.17 I7 – Record advanced cargo Information

ENTITY	ATTRIBUTE	CHANGE	DATE	VERSION
Message	Sender identification	Removed 'Sender identification' from the Data model. Is technical attribute.	February 2011	0.1
Message	Message reference number	Format changed from an..14 to an..35	18-12-2012	0.2
Message	type	CL06 (Document name code) replaced by CL26 (Message types) Name of CL26 changed from 'Message sub types' to 'Message types'	February 2011	0.1
AdvancedCargoInformation	Message function, coded	Added restricted code '1' (Cancellation). This code makes it possible to cancel the Declaration.	March 2014	0.3
AdvancedCargoInformation	Message function, coded	Added new attribute 'Message function, coded'	March 2014	0.3
AdvancedCargoInformation	Functional reference	Added 'Functional reference' to allow Declaration updates and cancellations to make reference to the original Declaration.	March 2014	0.3
AdvancedCargoInformation	Date	Date format changed to an..35	March 2014	0.3
Message	Issuing date	Changed the attribute name from 'Date' to 'Issuing date'.	March 2014	0.3
AdvancedCargoInformation	Type, coded	Added new attribute 'Type, coded'	March 2014	0.3
AdvancedCargoInformation	Version	Added new attribute 'Version' to the Message class	March 2014	0.3
AdditionalInformation		Status changed from Required (R) to Conditional (D). Added Condition C008	March 2014	0.3

Agent	Name	Added 'Name' to the Agent class	March 2014	0.3
Agent	Code	Status changed from Required (R) to Dependent (C) New Condition C001	March 2014	0.3
Amendment		Changed Condition C008	March 2014	0.3
Consignment		Status changed from Required (R) to Conditional (D). Added Condition C008	March 2014	0.3
AttachedDocument	Issuing date	Date format changed to an..35	March 2014	0.3
Declaration.Consignment.		The attributes 'Seal number' and 'Size and type	February 2011	0.1
ConsignmentItem.		identification' moved to 'Consignment.		
TransportEquipment		TransportEquipment.Seals' and 'Consignment.		
		TransportEquipment' class.		
Declaration.Consignment.	Identification	Also added to Consignment level.	February 2011	0.1
TransportEquipment				
CountryOfRouting		New Rule R001	February 2011	0.1
CountryOfRouting	Sequence number	Added Sequence number to the Country of Routing class	February 2011	0.1
AttachedDocument	Date	Date format changed to an..35	March 2014	0.3
AttachedDocument	Issuing date	Changed the attribute name from 'Date' to 'Issuing date'.	March 2014	0.3
Declaration.Consignment.		Added new Class	06-10-2010	0.1
TransportEquipment		"TransportEquipment"		
Declaration.Consignment.	Sequence number	Added new data element	February 2011	0.1

TransportEquipment					
TransportEquipment	Size and type identification	Attribute moved from ConsignmentItem.			0.1
TransportEquipment	Identification	TransportEquipment class. Attribute also added to Consignment level			0.1
Consignment.		Added new SEAL class	2010/10/06		0.1
TransportEquipment.Seal					
Guarantee		Changed occurrence from 1..1 to 1..Unbounded	February 2011		0.1
Guarantee		Status changed from Required (R) to Conditional (D). Added Condition C008	March 2014		0.3
Guarantee	Validity	Format changed from n8 to an..17	March 2013		0.2
Guarantee	Validity	Date format changed to an..35	March 2014		0.3
Holder		Status changed from Required (R) to Conditional (D). Added Condition C008	March 2014		0.3

### 3.2.7.18 18 – Record advanced cargo information results

ENTITY	ATTRIBUTE	CHANGE	DATE	VERSION
Message	Sender identification	Removed 'Sender identification' from the Data model. Is technical attribute.	February 2011	0.1
Message	Message reference number	Format changed from an..14 to an..35	18-12-2012	0.2
Message	type	CL06 (Document name code) replaced by CL26 (Message types) Name of CL26 changed from 'Message sub types' to 'Message types'	February 2011	0.1
AdvancedCargoInformation	Acceptance date	Attribute "Acceptance and Rejection date" removed	12-12-2012	0.2
NationalReference		Cardinellity changed to 0..n Status changed to Optional	February 2011	0.1
Error		Changed cardinality from 0..1 to 0..unbounded	January 2011	0.1

### 3.2.7.19 19 – Start TIR operation

ENTITY	ATTRIBUTE	CHANGE	DATE	VERSION
Message	Sender identification	Removed 'Sender identification' from the Data model. Is technical attribute.	February 2011	0.1
Message	Message reference number	Format changed from an..14 to an..35	18-12-2012	0.2

Message	type	CL06 (Document name code) replaced by CL26 (Message types) Name of CL26 changed from 'Message sub types' to 'Message types'	February 2011	0.1
Guarantee	Validity	Format changed from n8 to an..17	March 2013	0.2
Guarantee	Validity	Date format changed to an..35	March 2014	0.3
Start	Date	Date format changed to an..35	March 2014	0.3
Start	End date	Changed the attribute name from 'Date' to 'End date'	March 2014	0.3
Start	Time limit	Date format changed to an..35	March 2014	0.3
Start.Consignment		Removed ConsignmentItem class. Seals information is provided under Consignment. TransportEquipment.Seals. New Rules: R006 and R007	2010/10/06	0.1
Consignment		Cardinality changed from 0..* to 0..1 to align with rule R007 and avoid having to repeat the seals information.	March 2014	0.3
Start.Consignment. TransportEquipment		Added new TransportEquipment class	2010/10/06	0.1
Start.Consignment. TransportEquipment.Seal		Added new SEAL class	2010/10/06	0.1

### 3.2.7.20 I10 – Start results

ENTITY	ATTRIBUTE	CHANGE	DATE	VERSION
Message	Sender identification	Removed 'Sender identification' from the Data model. Is technical attribute.	February 2011	0.1
Message	Message reference number	Format changed from an..14 to an..35	18-12-2012	0.2
Message	type	CL06 (Document name code) replaced by CL26 (Message types) Name of CL26 changed from 'Message sub types' to 'Message types'	February 2011	0.1
Error		Changed cardinality from 0..1 to 0..unbounded	January 2011	0.1
Start	Date	Date format changed to an..35	March 2014	0.3
Start	End date	Changed the attribute name from 'Date' to 'End date'	March 2014	0.3
ActiveWithdrawal	Start	Format changed from n8 to an..17	March 2013	0.2
ActiveWithdrawal	Start	Date format changed to an..35	March 2014	0.3
ActiveWithdrawal	Start date	Changed the attribute name from 'Date' to 'Start date'	March 2014	0.3
ActiveWithdrawal	End	Format changed from n8 to an..17	March 2013	0.2
ActiveWithdrawal	End	Date format changed to an..35	March 2014	0.3
ActiveWithdrawal	End date	Changed the attribute name from 'Date' to 'End date'	March 2014	0.3
ActiveExclusion	Start	Format changed from n8 to an..17	March 2013	0.2
ActiveExclusion	Start	Date format changed to an..35	March 2014	0.3
ActiveExclusion	Start date	Changed the attribute name from 'Date' to 'Start date'	March 2014	0.3
ActiveExclusion	End	Format changed from n8 to an..17	March 2013	0.2
ActiveExclusion	End	Date format changed to an..35	March 2014	0.3

ActiveExclusion                      End date                      Changed the attribute name from                      March 2014                      0.3  
'Date' to 'End  
date'.

### 3.2.7.21 III – Terminate TIR operation

ENTITY	ATTRIBUTE	CHANGE	DATE	VERSION
Message	Sender identification	Removed 'Sender identification' from the Data model. Is technical attribute.	February 2011	0.1
Message	Message reference number	Format changed from an..14 to an..35	18-12-2012	0.2
Message	type	CL06 (Document name code) replaced by CL26 (Message types) Name of CL26 changed from 'Message sub types' to 'Message types'	February 2011	0.1
Guarantee	Validity	Format changed from n8 to an..17	March 2013	0.2
Guarantee	Validity	Date format changed to an..35	March 2014	0.3
Termination	Date	Date format changed to an..35	March 2014	0.3
Termination	End date	Changed the attribute name from 'Date' to 'End date'.	March 2014	0.3
Consignment		Cardinality changed from 0..* to 0..1 to align with rule R007 and avoid having to repeat the seals information.	March 2014	0.3
Termination.Consignment		Removed ConsignmentItem class. Seals information is provided under Consignment. TransportEquipment.Seals New Rules: R006 and R007	2010/10/06	0.1
Termination.Consignment.TransportEquipment		Added new TransportEquipment class	2010/10/06	0.1
Termination.Consignment.TransportEquipment.Seal		Added new SEAL class	2010/10/06	0.1

## 3.2.7.22 I12 – Termination results

ENTITY	ATTRIBUTE	CHANGE	DATE	VERSION
Message	Sender identification	Removed 'Sender identification' from the Data model. Is technical attribute.	February 2011	0.1
Message	Message reference number	Format changed from an..14 to an..35	18-12-2012	0.2
Message	type	CL06 (Document name code) replaced by CL26 (Message types) Name of CL26 changed from 'Message sub types' to 'Message types'	February 2011	0.1
Error		Changed cardinality from 0..1 to 0..unbounded	January 2011	0.1
Termination	Date	Date format changed to an..35	March 2014	0.3
Termination	End date	Changed the attribute name from 'Date' to 'End date'.	March 2014	0.3
ActiveWithdrawal	Start	Format changed from n8 to an..17	March 2013	0.2
ActiveWithdrawal	Start	Date format changed to an..35	March 2014	0.3
ActiveWithdrawal	Start date	Changed the attribute name from 'Date' to 'Start date'.	March 2014	0.3
ActiveWithdrawal	End	Format changed from n8 to an..17	March 2013	0.2
ActiveWithdrawal	End	Date format changed to an..35	March 2014	0.3
ActiveWithdrawal	End date	Changed the attribute name from 'Date' to 'End date'.	March 2014	0.3
ActiveExclusion	Start	Format changed from n8 to an..17	March 2013	0.2
ActiveExclusion	Start	Date format changed to an..35	March 2014	0.3
ActiveExclusion	Start date	Changed the attribute name from 'Date' to 'Start date'.	March 2014	0.3
ActiveExclusion	End	Format changed from n8 to an..17	March 2013	0.2
ActiveExclusion	End	Date format changed to an..35	March 2014	0.3
ActiveExclusion	End date	Changed the attribute name from 'Date' to 'End date'.	March 2014	0.3

## 3.2.7.23 I13 – Discharge TIR operation

ENTITY	ATTRIBUTE	CHANGE	DATE	VERSION
Message	Sender identification	Removed 'Sender identification' from the Data model. Is technical attribute.	February 2011	0.1
Message	Message reference number	Format changed from an..14 to an..35	18-12-2012	0.2
Message	type	CL06 (Document name code) replaced by CL26 (Message types) Name of CL26 changed from 'Message sub types' to 'Message types'	February 2011	0.1
Guarantee	Validity	Format changed from n8 to an..17	March 2013	0.2
Guarantee	Validity	Date format changed to an..35	March 2014	0.3
Discharge	Date	Date format changed to an..35	March 2014	0.3
Discharge	End date	Changed the attribute name from 'Date' to 'End date'.	March 2014	0.3



## 3.2.7.24 I14 – Discharge results

ENTITY	ATTRIBUTE	CHANGE	DATE	VERSION
Message	Sender identification	Removed 'Sender identification' from the Data model. Is technical attribute.	February 2011	0.1
Message	Message reference number type	Format changed from an..14 to an..35	18-12-2012	0.2
Message		CL06 (Document name code) replaced by CL26 (Message types) Name of CL26 changed from 'Message sub types' to 'Message types'	February 2011	0.1
Error		Changed cardinality from 0..1 to 0..unbounded	January 2011	0.1
Discharge	Date	Date format changed to an..35	March 2014	0.3
Discharge	End date	Changed the attribute name from 'Date' to 'End date'.	March 2014	0.3

## 3.2.7.25 I15 – Notify Customs

ENTITY	ATTRIBUTE	CHANGE	DATE	VERSION
Guarantee	-	Guarantee class Removed from I15	11-12-2012	0.2
Message	Message reference number type	Format changed from an..14 to an..35	18-12-2012	0.2
Message		CL06 (Document name code) replaced by CL26 (Message types) Name of CL26 changed from 'Message sub types' to 'Message types'	February 2011	0.1
Declaration		Structure change. Declaration class moved from Guarantee class to Message level.	12-12-2012	0.2
Message	Message function, coded	Added restricted code '1' (Cancellation). This code makes it possible to cancel the Declaration.	March 2014	0.3
Message	Message function, coded	Added new attribute 'Message function, coded'	March 2014	0.3
AdvancedCargoInformation	Functional reference	Added 'Functional reference' to allow Declaration updates and cancellations to make reference to the original Declaration.	March 2014	0.3
AdvancedCargoInformation	Date	Date format changed to an..35	March 2014	0.3
Message	Issuing date	Changed the attribute name from 'Date' to 'Issuing date'.	March 2014	0.3
Message	Message function, coded	Added new attribute 'Type, coded'	March 2014	0.3
AdvancedCargoInformation	Version	Added new attribute 'Version' to the Message class	March 2014	0.3
AdditionalInformation		Status changed from Required (R) to Conditional (D). Added Condition C008	March 2014	0.3
Agent	Name	Added 'Name' to the Agent class	March 2014	0.3
Agent	Code	Status changed from Required (R) to Dependent (C) New Condition C001	March 2014	0.3
Amendment		Changed Condition C008	March 2014	0.3

Consignment		Status changed from Required (R) to Conditional (D). Added Condition C008	March 2014	0.3
AttachedDocument Declaration.Consignment. ConsignmentItem. TransportEquipment	Issuing date	Date format changed to an..35 The attributes 'Seal number' and 'Size and type identification' moved to 'Consignment. TransportEquipment.Seals' and 'Consignment. TransportEquipment' class.	March 2014 February 2011	0.3 0.1
Declaration.Consignment. TransportEquipment CountryOfRouting CountryOfRouting	Identification  Sequence number	Also added to Consignment level.  New Rule R001 Added Sequence number to the Country of Routing class	February 2011  February 2011	0.1  0.1 0.1
AttachedDocument AttachedDocument	Date Issuing date	Date format changed to an..35 Changed the attribute name from 'Date' to 'Issuing date'.	March 2014 March 2014	0.3 0.3
Declaration.Consignment. TransportEquipment Declaration.Consignment. TransportEquipment TransportEquipment	  Sequence number Size and type identification	Added new Class "TransportEquipment" Added new data element Attribute moved from ConsignmentItem. TransportEquipment class.	06-10-2010 February 2011	0.1 0.1 0.1
TransportEquipment	Identification	Attribute also added to Consignment level		0.1
Consignment. TransportEquipment.Seal Guarantee		Added new SEAL class	2010/10/06	0.1
		Status changed from Required (R) to Conditional (D). Added Condition C008	March 2014	0.3
Guarantee Guarantee Holder	Validity Validity	Format changed from n8 to an..17 Date format changed to an..35 Status changed from Required (R) to Conditional (D). Added Condition C008	March 2013 March 2014 March 2014	0.2 0.3 0.3
TIROperation		TIR operation structure added to allow notifying Customs about the start and the terminations of TIR operations, in particular, when seals are added, changed or removed.	March 2014	0.3
Start Start	Date End date	Date format changed to an..35 Changed the attribute name from 'Date' to 'End date'.	March 2014 March 2014	0.3 0.3
Start Consignment	Time limit	Date format changed to an..35 Cardinality changed from 0..* to 0..1 to align with rule R007 and avoid having to repeat the seals information.	March 2014 March 2014	0.3 0.3
Start.Consignment		Removed ConsignmentItem class. Seals information is provided under Consignment. TransportEquipment.Seals New Rules: R006 and R007	2010/10/06	0.1

Start.Consignment. TransportEquipment		Added new TransportEquipment class	2010/10/06	0.1
Start.Consignment. TransportEquipment.Seal		Added new SEAL class	2010/10/06	0.1
Termination	Date	Date format changed to an..35	March 2014	0.3
Termination	End date	Changed the attribute name from 'Date' to 'End date'.	March 2014	0.3
Consignment		Cardinality changed from 0..* to 0..1 to align with rule R007 and avoid having to repeat the seals information.	March 2014	0.3
Termination.Consignment		Removed ConsignmentItem class. Seals information is provided under Consignment. TransportEquipment.Seals New Rules: R006 and R007	2010/10/06	0.1
Termination.Consignment. TransportEquipment		Added new TransportEquipment class	2010/10/06	0.1
Termination.Consignment. TransportEquipment.Seal		Added new SEAL class	2010/10/06	0.1

### 3.2.7.26 I16 – Notification confirmation

ENTITY	ATTRIBUTE	CHANGE	DATE	VERSION
Guarantee	Sender identification	Guarantee class removed from I16	11-12-2012	0.2
Message	Message reference number	Format changed from an..14 to an..35	18-12-2012	0.2
Message	type	CL06 (Document name code) replaced by CL26 (Message types) Name of CL26 changed from 'Message sub types' to 'Message types'	February 2011	0.1
Error		Changed cardinality from 0..1 to 0..unbounded	January 2011	0.1

## 3.2.8 Code lists

### 3.2.8.1 List of code lists

<b>CL01</b>	Equipment size and type description code (UN/EDIFACT 8155) Code specifying the size and type of equipment.
<b>CL02</b>	Party role code (UN/EDIFACT 3035) Code giving specific meaning to a party.
<b>CL03</b>	Item type identification code (UN/EDIFACT 7143) Coded identification of an item type.
<b>CL04</b>	Country name code (ISO 3166-1-alpha-2) Identification of the name of the country or other geographical entity.
<b>CL05</b>	Transport means description code (UNECE Recommendation 28) Code specifying the means of transport.
<b>CL06</b>	Document name code (UN/EDIFACT 1001)

Code specifying the document name.

<b>CL07</b>	Package type description code (UNECE Recommendation 21 Annex VI) Code specifying the type of package.
<b>CL08</b>	Seal type code (eTIR) To specify a type of seal.
<b>CL09</b>	Reply type code (eTIR)
<b>CL10</b>	NOT USED (replaced by CL09-Message sub type)
<b>CL11</b>	NOT USED (replaced by CL09-Message sub type)
<b>CL12</b>	Guarantee type code (eTIR/to be developed)
<b>CL13</b>	Customs offices database (eTIR/to be developed)
<b>CL14</b>	Indicator (eTIR)
<b>CL15</b>	International TIR database (TIRExB/ITDB)
<b>CL16</b>	Message function code (UN/EDIFACT 1225) Code indicating the function of the message.
<b>CL17</b>	Amendment code (eTIR)
<b>CL18</b>	Message section code (codes to be defined)
<b>CL19</b>	Pointer code (codes to be defined)
<b>CL20</b>	Language name code (ISO 639) Code specifying the language name. Is used as a Core Data Type
<b>CL21</b>	Measurement unit code (UNECE Recommendation 20) Code specifying the unit of measurement.
<b>CL22</b>	Guarantee status (eTIR)
<b>CL23</b>	Holder status (eTIR)
<b>CL24</b>	Control result code (eTIR)
<b>CL25</b>	Control type code (eTIR)

---

<b>CL26</b>	Message types (eTIR)
-------------	----------------------

---

<b>CL99</b>	Error code (eTIR)
-------------	-------------------

3.2.8.2 *CL01 – Equipment size and type description code (English Only)*


---

<b>CL01</b>	<b>Equipment size and type description code (UN/EDIFACT 8155)</b>
<b>Code specifying the size and type of equipment.</b>	
<b>1</b>	Dime coated tank A tank coated with dime.
<b>2</b>	Epoxy coated tank A tank coated with epoxy.
<b>6</b>	Pressurized tank A tank capable of holding pressurized goods.
<b>7</b>	Refrigerated tank A tank capable of keeping goods refrigerated.
<b>9</b>	Stainless steel tank A tank made of stainless steel.
<b>10</b>	Nonworking reefer container 40 ft A 40 foot refrigerated container that is not actively controlling temperature of the product.
<b>12</b>	Europallet 80 x 120 cm.
<b>13</b>	Scandinavian pallet 100 x 120 cm.
<b>14</b>	Trailer Non self-propelled vehicle designed for the carriage of cargo so that it can be towed by a motor vehicle.
<b>15</b>	Nonworking reefer container 20 ft A 20 foot refrigerated container that is not actively controlling temperature of the product.
<b>16</b>	Exchangeable pallet Standard pallet exchangeable following international convention.
<b>17</b>	Semi-trailer Non self propelled vehicle without front wheels designed for the carriage of cargo and provided with a kingpin.
<b>18</b>	Tank container 20 feet A tank container with a length of 20 feet.

---

<b>CL01</b>	<b>Equipment size and type description code (UN/EDIFACT 8155)</b>
<b>Code specifying the size and type of equipment.</b>	
<b>19</b>	Tank container 30 feet A tank container with a length of 30 feet.
<b>20</b>	Tank container 40 feet A tank container with a length of 40 feet.
<b>21</b>	Container IC 20 feet A container owned by InterContainer, a European railway subsidiary, with a length of 20 feet.
<b>22</b>	Container IC 30 feet A container owned by InterContainer, a European railway subsidiary, with a length of 30 feet.
<b>23</b>	Container IC 40 feet A container owned by InterContainer, a European railway subsidiary, with a length of 40 feet.
<b>24</b>	Refrigerated tank 20 feet A refrigerated tank with a length of 20 feet.
<b>25</b>	Refrigerated tank 30 feet A refrigerated tank with a length of 30 feet.
<b>26</b>	Refrigerated tank 40 feet A refrigerated tank with a length of 40 feet.
<b>27</b>	Tank container IC 20 feet A tank container owned by InterContainer, a European railway subsidiary, with a length of 20 feet.
<b>28</b>	Tank container IC 30 feet A tank container owned by InterContainer, a European railway subsidiary, with a length of 30 feet.
<b>29</b>	Tank container IC 40 feet A tank container, owned by InterContainer, a European railway subsidiary, with a length of 40 feet.
<b>30</b>	Refrigerated tank IC 20 feet A refrigerated tank owned by InterContainer, a European railway subsidiary, with a length of 20 feet.

<b>CL01</b>	<b>Equipment size and type description code (UN/EDIFACT 8155)</b>
<b>Code specifying the size and type of equipment.</b>	
<b>31</b>	Temperature controlled container 30 ft. Temperature controlled container measuring 30 feet.
<b>32</b>	Refrigerated tank IC 40 feet A refrigerated tank owned by InterContainer, a European railway subsidiary, with a length of 40 feet.
<b>33</b>	Movable case: L < 6,15m A movable case with a length less than 6,15 metres.
<b>34</b>	Movable case: 6,15m < L < 7,82m A movable case with a length between 6,15 metres and 7,82 metres.
<b>35</b>	Movable case: 7,82m < L < 9,15m A movable case with a length between 7,82 metres and 9,15 metres.
<b>36</b>	Movable case: 9,15m < L < 10,90m A movable case with a length between 9,15 metres and 10,90 metres.
<b>37</b>	Movable case: 10,90m < L < 13,75m A movable case with a length between 10,90 metres and 13,75 metres.
<b>38</b>	Totebin A steel open top unit of about 1,5 * 1,5 * 2,5 meters for road transport of bulk cargo.
<b>39</b>	Temperature controlled container 20 ft Temperature controlled container measuring 20 feet.
<b>40</b>	Temperature controlled container 40 ft A temperature controlled container measuring 40 feet.
<b>41</b>	Non working refrigerated (reefer) container 30ft. A 30 foot refrigerated (reefer) container that is not actively cooling the product.
<b>42</b>	Dual trailers Two trailers linked together one behind another and pulled by one tractor.
<b>43</b>	20 ft IL container (open top) An open top container that is 20 feet in internal length.
<b>44</b>	20 ft IL container (closed top) A closed top container that is 20 feet in internal length.
<b>45</b>	40 ft IL container (closed top) A closed top container that is 40 feet in internal length.



3.2.8.3 *CL02 – Party role code (English Only)***CL02 Party role code (UN/EDIFACT 3035)****Code giving specific meaning to a party.**


---

<b>AA</b>	Party to be billed (AAR Accounting rule 11) Party to be billed in accordance with AAR Accounting rule 11.
<b>AB</b>	Buyer's agent/representative Third party who arranged the purchase of merchandise on behalf of the actual buyer.
<b>AE</b>	Declarant's agent/representative Any natural or legal person who makes a declaration to an official body on behalf of another natural or legal person, where legally permitted (CCC).
<b>AF</b>	Transit principal Natural or legal person responsible for the satisfactory performance of a Customs transit operation. Source: CCC.
<b>AG</b>	Agent (3196) Party authorized to act on behalf of another party. Synonym: Representative.
<b>AH</b>	Transit principal's agent/representative Agent acting on behalf of the transit principal (CCC).
<b>AI</b>	Successful job applicant Person who has been chosen for a job.
<b>AJ</b>	Party issuing mutually agreed codes The party which has issued all mutually agreed codes used in the message.
<b>AK</b>	Acknowledgement recipient Party to whom acknowledgement should be sent.
<b>AL</b>	Principal responsible party (3340) Party accepting liability for goods held or moving (e.g. transit) under a Customs authorization and - when applicable - a guarantee.
<b>AM</b>	Authorized official Employee of a company or firm authorized to act on behalf of that company or firm e.g. to make a Customs declaration.

---

---

**CL02 Party role code (UN/EDIFACT 3035)**
**Code giving specific meaning to a party.**


---

<b>AN</b>	Approved importer Person or company which is authorised by the relevant Customs authority to import goods without payment all taxes or specific taxes at the point of entry into the country.
<b>AO</b>	Account of Party account is assigned to.
<b>AP</b>	Accepting party (3336) Party accepting goods, products, services, etc.
<b>AQ</b>	Approved consignor Person or company approved by the relevant authority in the country to pack and export specific goods under Customs supervision.
<b>AR</b>	Authorized exporter Exporter authorized/approved by Customs for special Customs procedures e.g. simplified procedure.
<b>AS</b>	Account servicing financial institution Identifies the financial institution servicing the account(s).
<b>AT</b>	Authorized importer Importer authorized/approved by Customs for special Customs procedures e.g. simplified procedure.
<b>AU</b>	Authorized trader (transit) Trader authorized/approved by Customs for special transit procedures e.g. simplified procedure.
<b>AV</b>	Authorizing official Party that has delegated the authority to take a certain action on behalf of a company or agency.
<b>AW</b>	Applicant's bank (3234) Financial institution which is requested to issue the documentary credit.
<b>AX</b>	Authenticating party Party which certifies that a document is authentic.
<b>AY</b>	Animal being investigated Animal being investigated.

---

---

**CL02 Party role code (UN/EDIFACT 3035)****Code giving specific meaning to a party.**

---

<b>AZ</b>	Issuing bank Financial institution which issues the documentary credit, if the applicant's bank is not acting as the issuing bank.
<b>B1</b>	Contact bank 1 Identifies an additional bank which must be informed of certain aspects of the message.
<b>B2</b>	Contact bank 2 Identifies an additional bank which must be informed of certain aspects of the message.
<b>BA</b>	Booking agent Party acting as a booking office for transport and forwarding services.
<b>BB</b>	Buyer bank identification [3421]To identify a bank employed by the buyer to make a payment.
<b>BC</b>	Negotiating bank Financial institution to whom a negotiable documentary credit is directed.
<b>BD</b>	Documentary credit reimbursing bank A financial institution which reimburses documentary credit.
<b>BE</b>	Beneficiary The ultimate recipient of the funds. Normally the account owner who is reimbursed by the payer.
<b>BF</b>	Beneficiary's bank Identifies the account servicer for the beneficiary or the payee.
<b>BG</b>	Employer A party that keeps a person in service for payment.
<b>BH</b>	Previous employer Previous employer of a person(s).
<b>BI</b>	Buyer's financial institution Financial institution designated by buyer to make payment.
<b>BJ</b>	Release to party Party to which the goods or container(s) is (are) to be released.
<b>BK</b>	Financial institution Party acting as financial institution.

---

---

<b>CL02</b>	<b>Party role code (UN/EDIFACT 3035)</b>
<b>Code giving specific meaning to a party.</b>	
<b>BL</b>	Bill of lading recipient Party to receive B/L.
<b>BM</b>	Insured Party which is the object of an insurance contract.
<b>BN</b>	Insurance beneficiary Party which benefits from insurance coverage.
<b>BO</b>	Broker or sales office Party acting in the name of the seller as broker or as sales office.
<b>BP</b>	Building site purchaser Party at the building site responsible for the purchasing of goods and services for that particular site.
<b>BQ</b>	Cheque drawn bank Identifies the bank on which the cheque should be drawn, as instructed by the ordering customer.
<b>BS</b>	Bill and ship to Party receiving goods and relevant invoice.
<b>BT</b>	Party to be billed for other than freight (bill to) Party receiving invoice excluding freight costs.
<b>BU</b>	Service bureau Party carrying out service bureau processing work, (e.g. a payroll bureau).
<b>BV</b>	Member Member of a group (e.g. of a group of persons or a service scheme).
<b>BW</b>	Borrower A person who acquires something temporarily with the promise or intention of returning.
<b>BX</b>	Building site engineer Party at the building site responsible for engineering matters for that particular site.
<b>BY</b>	Buyer [3002] Party to which merchandise or services are sold.
<b>BZ</b>	Building site forwarder Party at the building site responsible for forwarding the received goods on that particular site.

---

---

<b>CL02</b>	<b>Party role code (UN/EDIFACT 3035)</b>
<b>Code giving specific meaning to a party.</b>	
<b>C1</b>	In care of party no. 1 A person taking responsibility on behalf of party no. 1.
<b>C2</b>	In care of party no. 2 A person taking responsibility on behalf of party no. 2.
<b>CA</b>	Carrier [3126] Party undertaking or arranging transport of goods between named points.
<b>CB</b>	Customs broker Agent or representative or a professional Customs clearing agent who deals directly with Customs on behalf of the importer or exporter (CCC).
<b>CC</b>	Claimant Party who claims goods or insurance.
<b>CD</b>	Agent's bank Bank of the agent.
<b>CE</b>	Ceding company Company which cedes something to someone.
<b>CF</b>	Container operator/lessee Party to whom the possession of specified property (e.g. container) has been conveyed for a period of time in return for rental payments.
<b>CG</b>	Carrier's agent Party authorized to act for or on behalf of carrier.
<b>CH</b>	Connecting carrier Owner or operator of a transportation conveyance to which goods in a given transaction will be transferred.
<b>CI</b>	Commission processor Party who provides extra treatment to goods on commission base.
<b>CJ</b>	Previous member Previous member of a group of persons or a service scheme.
<b>CK</b>	Empty equipment despatch party Party from whose premises empty equipment will be or has been despatched.
<b>CL</b>	Container location party Party from whose premises container will be or has been despatched.
<b>CM</b>	Customs Identification of customs authority relevant to the transaction or shipment.

---

---

**CL02 Party role code (UN/EDIFACT 3035)**
**Code giving specific meaning to a party.**


---

<b>CN</b>	Consignee [3132] Party to which goods are consigned.
<b>CNX</b>	Cash pool top account servicing financial institution Identification of a financial institution servicing the top account of a cash pool.
<b>CNY</b>	Cash pool level account servicing financial institution Identification of a financial institution servicing the level account of a cash pool.
<b>CNZ</b>	Cash pool sub-account servicing financial institution Identification of a financial institution servicing the sub-account of a cash pool.
<b>CO</b>	Corporate office Identification of the Head Office within a company.
<b>COA</b>	Entity in which a financial interest is held Business in which a financial interest is held.
<b>COB</b>	Intermediate level parent company Identifies an intermediate parent company.
<b>COC</b>	Transshipment party A party responsible for transshipment.
<b>COD</b>	Quotation requesting party Party sending a request for a quotation.
<b>COE</b>	Party maintaining the codes used in the message The party which maintains the codes used in the message.
<b>COF</b>	Party maintaining the identifiers used in the message The party which maintains the identifiers used in the message.
<b>COG</b>	Dispatcher An individual responsible for sending something to a destination.
<b>COH</b>	Submitter of sample An entity responsible for the submission of a sample.
<b>COI</b>	Institutional provider The institution providing the service.
<b>COJ</b>	Primary health care provider Health care provider that has primary responsibility for patient.
<b>COK</b>	Assistant surgeon Physician assisting in surgery.

---

---

<b>CL02</b>	<b>Party role code (UN/EDIFACT 3035)</b>
<b>Code giving specific meaning to a party.</b>	
<b>COL</b>	Admitting health care provider Health care provider that admitted the patient.
<b>COM</b>	Referring health care provider Health care provider that referred patient to current provider of services.
<b>CON</b>	Supervising health care provider Health care provider that supervised the rendering of a service.
<b>COO</b>	Party providing financing Identifies the party providing the financing.
<b>COP</b>	Convoying party Party designated to escort the transported goods.
<b>COQ</b>	Nominated bank Identifies the nominated bank.
<b>COR</b>	Family member Identifies a family member.
<b>COS</b>	Co-participant Identifies another party who participates in an activity.
<b>COT</b>	Involved party Party which is involved in an activity.
<b>COU</b>	Assigner Identifies the entity who assigns.
<b>COV</b>	Registered principal An individual who is registered as a principal for an entity.
<b>COW</b>	Freight payer on behalf of the consignor Freight payer is a third party acting on behalf of the consignor.
<b>COX</b>	Freight payer on behalf of the consignee Freight payer is a third party acting on behalf of the consignee.
<b>COY</b>	Party responsible for disinfection Party responsible for performing disinfection operations.
<b>COZ</b>	Party responsible for refueling Party responsible for performing refueling operations.
<b>CP</b>	Party to receive certificate of compliance Party acting for or on behalf of seller in matters concerning compliance.

---

---

<b>CL02</b>	<b>Party role code (UN/EDIFACT 3035)</b>
<b>Code giving specific meaning to a party.</b>	
<b>CPA</b>	<p>Advising bank</p> <p>Identifies the financial institution used by the issuing bank to advise the documentary credit.</p>
<b>CPB</b>	<p>Reimbursing bank</p> <p>Identifies the financial institution through which the reimbursement is to be effected.</p>
<b>CPC</b>	<p>Advise through bank</p> <p>Identifies the financial institution through which the advising bank is to advise.</p>
<b>CPD</b>	<p>Charges payer at destination</p> <p>Party, other than the ordering party, which has to pay the charges concerning the destination operations.</p>
<b>CPE</b>	<p>Transport means master name</p> <p>[3408] Name of the Master of a means of transport such as vessel.</p>
<b>CPF</b>	<p>Means of transport charterer</p> <p>Charterer of the means of transport.</p>
<b>CPG</b>	<p>Excise party</p> <p>Party to whom excise must be paid.</p>
<b>CPH</b>	<p>Copy report to</p> <p>Party receiving a copy of a report.</p>
<b>CPI</b>	<p>Related healthcare party</p> <p>A healthcare party related to the subject.</p>
<b>CPJ</b>	<p>Clinical information provider</p> <p>Party providing clinical information.</p>
<b>CPK</b>	<p>Service requester</p> <p>Party requesting a service.</p>
<b>CPL</b>	<p>Patient admitted by</p> <p>Party who admitted a patient.</p>
<b>CPM</b>	<p>Patient discharged to</p> <p>The party who receives the discharged patient.</p>
<b>CPN</b>	<p>Patient hosted by</p> <p>The party hosting the patient.</p>
<b>CPO</b>	<p>Prescriber's contact person</p> <p>Contact person for the prescriber.</p>

---



---

<b>CL02</b>	<b>Party role code (UN/EDIFACT 3035)</b>
<b>Code giving specific meaning to a party.</b>	
<b>CQ</b>	Cheque order Party to which the cheque will be ordered, when different from the beneficiary.
<b>CR</b>	Empty equipment return party Party to whose premises empty equipment will be or has been returned.
<b>CS</b>	Consolidator Party consolidating various consignments, payments etc.
<b>CT</b>	Consignee to be specified The party to be identified at a later time as the consignee.
<b>CU</b>	Container return company The company to which containers have to be returned.
<b>CV</b>	Consignee of vessel Party to which the vessel shall be delivered.
<b>CW</b>	Equipment owner Owner of equipment (container, etc.).
<b>CX</b>	Consignee's agent Party authorized to act on behalf of the consignee.
<b>CY</b>	Commissionable agent IATA cargo agent entitled to commission.
<b>CZ</b>	Consignor [3336] Party which, by contract with a carrier, consigns or sends goods with the carrier, or has them conveyed by him. Synonym: shipper, sender.
<b>DA</b>	Available with bank (documentary credits) Financial institution with whom the documentary credit is available.
<b>DB</b>	Distributor branch The affiliate of a retailer or distributor.
<b>DC</b>	Deconsolidator Party that splits up a large consignment composed of separate consignments of goods. The smaller consignments of goods were grouped together into that large consignment for carriage as a larger unit in order to obtain a reduced rate.
<b>DCP</b>	Despatch charge payer Party, other than the ordering party, which has to pay the charges concerning the despatch operations.

---

---

<b>CL02</b>	<b>Party role code (UN/EDIFACT 3035)</b>
<b>Code giving specific meaning to a party.</b>	
<b>DCQ</b>	Prescription database owner Organisation or person owning a prescription database.
<b>DCR</b>	Original prescriber The doctor who issued the original prescription.
<b>DCS</b>	Temporary employee A person employed on a temporary basis.
<b>DCT</b>	Designer A party who designs.
<b>DCU</b>	Quotation delivered to Party to whom the quotation is to be or has been delivered.
<b>DCV</b>	Developer A party who develops.
<b>DCW</b>	Test execution party The party performing a test.
<b>DCX</b>	Party to receive refund Party to whom a refund is given.
<b>DCY</b>	Authorised issuer of prescription Party authorised to issue a prescription.
<b>DCZ</b>	Authorised dispenser of medicine Organisation or person authorised to dispense medicine.
<b>DD</b>	Documentary credit account party's bank Bank of the documentary credit account party.
<b>DDA</b>	Report responsible party The party or person taking responsibility for a report.
<b>DDB</b>	Initial sender The party who does the initial sending.
<b>DDC</b>	The party authorising the original prescription The party authorising the issuer of the original prescription.
<b>DDD</b>	Applicant A party who applies for something.
<b>DDE</b>	Meter reader A party physically reading the meter.

---

---

**CL02 Party role code (UN/EDIFACT 3035)****Code giving specific meaning to a party.**

---

<b>DDF</b>	Primary electronic business contact Code specifying a party who serves as a business entity's primary contact for matters related to electronic business.
<b>DDG</b>	Alternate electronic business contact Code specifying a party who serves as a business entity's alternate contact for matters related to electronic business.
<b>DDH</b>	Primary government business contact Code specifying a party who serves as a business entity's primary contact for matters related to doing business with the government.
<b>DDI</b>	Alternate government business contact Code specifying a party who serves as a business entity's alternate contact for matters related to doing business with the government.
<b>DDJ</b>	Past performance contact Code specifying a party who serves as a business entity's contact for matters related to the past performance of that entity.
<b>DDK</b>	Balance responsible party A party responsible for balancing supply and consumption.
<b>DDL</b>	Group of passengers A group of persons conveyed by a means of transport, other than the crew.
<b>DDM</b>	Grid operator A party operating a grid.
<b>DDN</b>	First financial institution in the transaction chain Identifies the financial institution that is the point of entry into the interbank transaction chain.
<b>DDO</b>	Location manager Party responsible for the management of the location.
<b>DDP</b>	Group leader Party responsible for leading the group.
<b>DDQ</b>	Balance power supplier The supplier of balance power.
<b>DDR</b>	Consignor's freight forwarder Identification of freight forwarder giving services to the consignor.

---

---

<b>CL02</b>	<b>Party role code (UN/EDIFACT 3035)</b>
<b>Code giving specific meaning to a party.</b>	
<b>DDS</b>	<p>Consignee's freight forwarder</p> <p>Identification of freight forwarder giving services to the consignee.</p>
<b>DDT</b>	<p>In transit crew member</p> <p>The movement of a crew member from one country to another via the territory of an intermediate country for which no entry is intended.</p>
<b>DDU</b>	<p>In transit passenger</p> <p>The movement of a passenger from one country to another via the territory of an intermediate country for which no entry is intended.</p>
<b>DDV</b>	<p>Energy consumption imbalance responsible party</p> <p>A party who can be brought to rights, legally and financially, for any imbalance between energy bought and consumed for all associated metering points.</p>
<b>DDW</b>	<p>Energy production imbalance responsible party</p> <p>A party who can be brought to rights, legally and financially, for any imbalance between energy sold and produced for all associated metering points.</p>
<b>DDX</b>	<p>Imbalance settlement responsible party</p> <p>A party that is responsible for settlement of the difference between planned and realised quantities.</p>
<b>DDY</b>	<p>Transmission capacity allocator</p> <p>A party managing the allocation of transmission capacity.</p>
<b>DDZ</b>	<p>Metering point administrator</p> <p>A party responsible for registering the technical specifications of metering points and the parties linked to them.</p>
<b>DE</b>	<p>Depositor</p> <p>Party depositing goods, financial payments or documents.</p>
<b>DEA</b>	<p>Metered data aggregator</p> <p>A party responsible for aggregation of metered data.</p>
<b>DEB</b>	<p>Meter operator</p> <p>A party responsible for the operation of a meter, including installing maintaining, testing, certifying and decommissioning.</p>

---

---

**CL02 Party role code (UN/EDIFACT 3035)****Code giving specific meaning to a party.**

---

<b>DEC</b>	Party connected to grid A party that contracts for the right to consume or produce electricity at a metering point.
<b>DED</b>	Profile maintenance party A party that maintains profiles.
<b>DEE</b>	Stowaway A person who hides on a conveyance in order to obtain free passage.
<b>DEF</b>	Meat cutter Person whose job is to cut up and/or mince meat.
<b>DEG</b>	Consortium Carrier (maritime) A marine carrier that transports goods for more than one shipping line between named points.
<b>DEH</b>	Non-vessel operating carrier A carrier that does not operate the vessel.
<b>DEI</b>	Means of transport operator The operator of a means of transport, e.g. the captain of a vessel.
<b>DEJ</b>	Stuffing address Address where cargo is loaded into the transport equipment e.g. container. Synonyms; vanning address / place of vanning.
<b>DEK</b>	Mooring service provider Party responsible for mooring the vessel at the berth in the port. Synonym: Boatmen.
<b>DEL</b>	Pilotage service provider Party responsible for the pilotage of the vessel.
<b>DEM</b>	Berth towage service provider Party responsible for towing the vessel to/from the berth in the port.
<b>DEN</b>	Agent/representative, direct representation Party authorised to act in the name and on behalf of another person.
<b>DEO</b>	Agent/representative, indirect representation Party authorised to act in its own name but on behalf of another person.
<b>DEP</b>	Stevedore A party which handles the loading and unloading of marine vessels from several terminals.

---

---

**CL02 Party role code (UN/EDIFACT 3035)****Code giving specific meaning to a party.**

---

<b>DEQ</b>	Shipper Party responsible for the shipment of goods.
<b>DER</b>	Source data pool A data pool that supports the functionality required by a data source such as data loading, publication, notification, registration, etc.
<b>DES</b>	Brand owner The owner of a brand.
<b>DET</b>	Cockpit crew Cockpit crew and personnel inside cockpit.
<b>DEU</b>	Cabin crew Crew members operating in passenger cabin.
<b>DEV</b>	Airline operations management, not in cockpit Personnel of the airline operations management department positioned outside the cockpit.
<b>DEW</b>	Cargo non-cockpit crew and/or non-crew personnel Employees of the carrier, cargo groomers, or special cargo handlers, that are not authorized to ride in the cockpit.
<b>DEX</b>	Pilots seated outside cockpit Pilots currently not in charge of flying the aircraft and not present in the cockpit.
<b>DF</b>	Documentary credit applicant Party at whose request the applicant's bank/issuing bank is to issue a documentary credit.
<b>DG</b>	Documentary credit beneficiary Party in whose favour the documentary credit is to be issued and the party that must comply with the credit's terms and conditions.
<b>DH</b>	Documentary credit account party Party which is responsible for the payment settlement of the documentary credit with the applicant's bank/issuing bank, if different from the documentary credit applicant.
<b>DI</b>	Documentary credit second beneficiary Party to whom the documentary credit can be transferred.

---

---

**CL02 Party role code (UN/EDIFACT 3035)****Code giving specific meaning to a party.**

---

<b>DJ</b>	Party according to documentary credit transaction Party related to documentary credit transaction.
<b>DK</b>	Documentary credit beneficiary's bank Financial institution with which the beneficiary of the documentary credit maintains an account.
<b>DL</b>	Factor Company offering a financial service whereby a firm sells or transfers title to its accounts receivable to the factoring company.
<b>DM</b>	Party to whom documents are to be presented Party to whom documents are to be presented.
<b>DN</b>	Owner of operation Owner of the operation.
<b>DO</b>	Document recipient [1370] Party which should receive a specified document.
<b>DP</b>	Delivery party [3144] Party to which goods should be delivered, if not identical with consignee, such as the place where a container is to be, or has been, positioned.
<b>DQ</b>	Owner's agent Person acting on delegation of powers of the owner.
<b>DR</b>	Driver Person who drives a means of transport.
<b>DS</b>	Distributor Party distributing goods, financial payments or documents.
<b>DT</b>	Declarant [3140] Party which makes a declaration to an official body or - where legally permitted - in whose name, or on whose behalf, a declaration to an official body is made.
<b>DU</b>	Owner's representative Person commissioned by the owner to represent him in certain circumstances.
<b>DV</b>	Project management office Party commissioned by the owner to follow through the execution of all works.

---

<b>CL02 Party role code (UN/EDIFACT 3035)</b>	
<b>Code giving specific meaning to a party.</b>	
<b>DW</b>	Drawee Party on whom drafts must be drawn.
<b>DX</b>	Engineer (construction) Party representing the contractor to advise and supervise engineering aspects of the works.
<b>DY</b>	Engineer, resident (construction) Party commissioned by the owner to advise and supervise engineering aspects of the works.
<b>DZ</b>	Architect A designer who prepares plans for buildings, ships, etc. and supervises their construction.
<b>EA</b>	Architect-designer Designer of the construction project.
<b>EB</b>	Building inspectorate Party controlling the conformity of works to legal and regulation rules.
<b>EC</b>	Exchanger Party exchanging currencies or goods.
<b>ED</b>	Engineer, consultant Party providing professional engineering services.
<b>EE</b>	Location of goods for customs examination before clearance The location where the goods are examined by customs before clearance.
<b>EF</b>	Project coordination office Party responsible for technical coordination of works.
<b>EG</b>	Surveyor, topographical Party responsible for topographical measurements.
<b>EH</b>	Engineer, measurement Party responsible for quantity measurements.
<b>EI</b>	Controller, quality Party controlling the quality of goods and workmanship for the project.
<b>EJ</b>	Surveyor, quantity Party responsible for the quantification and valuation of the works on behalf of the contractor.



---

**CL02 Party role code (UN/EDIFACT 3035)****Code giving specific meaning to a party.**

---

<b>EK</b>	Surveyor (professional), quantity Party responsible to the owner for the quantification and valuation of the works.
<b>EL</b>	Project Party responsible for a project, e.g. a construction project.
<b>EM</b>	Party to receive electronic memo of invoice Party being informed about invoice issue (via EDI).
<b>EN</b>	Tenderer Firm answering an invitation to tender.
<b>EO</b>	Owner of equipment Party who owns equipment.
<b>EP</b>	Equipment drop-off party The party which drops off equipment.
<b>EQ</b>	Empty container responsible party Party responsible for the empty container.
<b>ER</b>	Empty container return agent Party, designated by owner of containers, responsible for their collection as agreed between the owner and customer/ consignee.
<b>ES</b>	Contractor, lead Leader representing a grouping of co-contractors.
<b>ET</b>	Co-contractor Member of a grouping of co-contractors.
<b>EU</b>	Contractor, general Single contractor for the whole construction project, working by his own or with subcontractors.
<b>EV</b>	Subcontractor Firm carrying out a part of the works for a contractor.
<b>EW</b>	Subcontractor with direct payment Subcontractor benefiting from direct payments.

---

**CL02 Party role code (UN/EDIFACT 3035)****Code giving specific meaning to a party.**

<b>EX</b>	<p>Exporter</p> <p>[3030] Party who makes, or on whose behalf the export declaration is made, and who is the owner of the goods or has similar rights of disposal over them at the time when the declaration is accepted.</p>
<b>EY</b>	<p>Subcontractor, nominated</p> <p>Subcontractor authorized by the owner after having been proposed.</p>
<b>EZ</b>	<p>Operator, essential services</p> <p>Operator of essential services e.g. water, sewerage system, power.</p>
<b>FA</b>	<p>Operator, communication channel</p> <p>Operator of a communication channel.</p>
<b>FB</b>	<p>Nominated freight company</p> <p>Party nominated to act as transport company or carrier for the goods.</p>
<b>FC</b>	<p>Contractor, main</p> <p>Firm or grouping of co-contractors which has been awarded the contract.</p>
<b>FD</b>	<p>Buyer's parent company</p> <p>Parent company, e.g. holding company.</p>
<b>FE</b>	<p>Credit rating agency</p> <p>A party which evaluates another party for credit rating.</p>
<b>FF</b>	<p>Factor, correspondent</p> <p>Factoring company engaged by another factoring company to assist the letter with the services provided to the clients (sellers).</p>
<b>FG</b>	<p>Buyer as officially registered</p> <p>Buying party as officially registered with government.</p>
<b>FH</b>	<p>Seller as officially registered</p> <p>Selling party as officially registered with government.</p>
<b>FI</b>	<p>Copy message to</p> <p>Party that is to receive a copy of a message.</p>
<b>FJ</b>	<p>Trade Union</p> <p>Organisation representing employees.</p>
<b>FK</b>	<p>Previous Trade Union</p> <p>Employee organisation who previously represented an employee .</p>
<b>FL</b>	<p>Passenger</p> <p>A person conveyed by a means of transport, other than the crew.</p>

---

**CL02 Party role code (UN/EDIFACT 3035)****Code giving specific meaning to a party.**

---

<b>FM</b>	Crew member A person manning a means of transport.
<b>FN</b>	Tariff issuer The issuer of a tariff, e.g. a freight tariff.
<b>FO</b>	Party performing inspection A party which inspects something.
<b>FP</b>	Freight/charges payer Party responsible for the payment of freight.
<b>FQ</b>	Container survey agent The container survey agency that will survey the containers.
<b>FR</b>	Message from Party where the message comes from.
<b>FS</b>	Party authorized to make definite a contract action Party who has the authority to make definite a contract action.
<b>FT</b>	Financial settlement party [3450] Party responsible for either the transfer or repatriation of the funds relating to a transaction.
<b>FU</b>	Hazardous material office The office responsible for providing information regarding hazardous material.
<b>FV</b>	Party providing government furnished property The party responsible for providing government furnished property.
<b>FW</b>	Freight forwarder Party arranging forwarding of goods.
<b>FX</b>	Current receiver Current receiver of the goods in a multi-step transportation process (indirect flow) involving at least one grouping centre.
<b>FY</b>	Current sender Current sender of the goods in a multi-step transportation process (indirect flow) involving at least one grouping centre.
<b>FZ</b>	Grouping centre A party in charge of groupage, including degroupage and regroupage.
<b>GA</b>	Road carrier A road carrier moving cargo.

---

---

<b>CL02</b>	<b>Party role code (UN/EDIFACT 3035)</b>
<b>Code giving specific meaning to a party.</b>	
<b>GB</b>	Chamber of commerce Name of the Chamber of Commerce of the town where the company is registered.
<b>GC</b>	Goods custodian [3024] Party responsible for the keeping of goods.
<b>GD</b>	Producer Party or person who has produced the produce.
<b>GE</b>	Registration tribunal Name of the tribunal where the company is registered.
<b>GF</b>	Slot charter party An identification code of a participant or user that books slots (space) on a ship, more likely on a long term basis on a series of sailings. He pays for the space whether he uses it or not.
<b>GH</b>	Applicant for job A person who applied for a job.
<b>GI</b>	Spouse Person is a spouse.
<b>GJ</b>	Mother Person is a mother.
<b>GK</b>	Father Person is a father.
<b>GL</b>	Socially insured person A person who is registered in a social security scheme.
<b>GM</b>	Inventory controller To specifically identify the party in charge of inventory control.
<b>GN</b>	Processor Party or person who has or will apply a process.
<b>GO</b>	Goods owner The party which owns the goods.
<b>GP</b>	Packer Party or person who has undertaken or will undertake packing.
<b>GQ</b>	Slaughterer Party or person who has undertaken or will undertake a slaughter.

---

---

**CL02 Party role code (UN/EDIFACT 3035)****Code giving specific meaning to a party.**

---

<b>GR</b>	Goods releasing party [3026] Party entitled to authorize release of goods from custodian.
<b>GS</b>	Consignor's representative Party authorised to represent the consignor.
<b>GT</b>	Rail carrier A carrier moving cargo, including containers, via rail.
<b>GU</b>	Originator of article number A code identifying the party which created a specific article number.
<b>GV</b>	Procurement responsibility for order A code used to identify the organization which is responsible for the procurement.
<b>GW</b>	Party fulfilling all operations Code indicating the fact that the party identified carries out all operations within that company's activities.
<b>GX</b>	Central catalogue party Party controlling a central catalogue.
<b>GY</b>	Inventory reporting party Party reporting inventory information.
<b>GZ</b>	Substitute supplier Party which may be in a position to supply products or services should the main usual supplier be unable to do so.
<b>HA</b>	Party which delivers consignments to the terminal Party which delivers consignments to a terminal.
<b>HB</b>	Party which picks up consignments from the terminal Party which picks up consignments from a terminal.
<b>HC</b>	Transit freight forwarder Freight forwarder to whom transit consignments are addressed, and from whom they are to be on-forwarded.
<b>HD</b>	Inspection and acceptance party The party who will perform inspection and acceptance.

---

---

**CL02 Party role code (UN/EDIFACT 3035)**
**Code giving specific meaning to a party.**


---

<b>HE</b>	Transportation office The office that provides transportation information.
<b>HF</b>	Contract administration office The office responsible for the administration of a contract.
<b>HG</b>	Investigator A party who conducts investigations.
<b>HH</b>	Audit office The office responsible for conducting audits.
<b>HI</b>	Requestor The party requesting an action.
<b>HJ</b>	Foreign disclosure information office The office that reviews sensitive information for foreign disclosure.
<b>HK</b>	Mark-for party The party within an organization for whom the material is marked to be delivered.
<b>HL</b>	Party to receive reports The party to whom reports are to be submitted.
<b>HM</b>	Alternative manufacturer Party identification of an alternative manufacturer for a product.
<b>HN</b>	Service performer The party who is performing a service.
<b>HO</b>	Shipper's association An association of shippers.
<b>HP</b>	Final message recipient To identify the final recipient of the message.
<b>HQ</b>	Account owner Identifies the owner of the account.
<b>HR</b>	Shipping line service Identifies the shipping line service organization.
<b>HS</b>	Creditor Party to whom payment is due.
<b>HT</b>	Clearing house Institution through which funds will be paid.

---

---

**CL02 Party role code (UN/EDIFACT 3035)****Code giving specific meaning to a party.**

---

<b>HU</b>	Ordering bank Bank which instructed the sender to act on the transaction(s).
<b>HV</b>	Receiver of funds Identifies the financial party that receives the funds.
<b>HW</b>	Sender of funds Identifies the party that sends the funds.
<b>HX</b>	Debtor Party from whom payment is due.
<b>HY</b>	Presenting bank The bank which presents documents to the drawee.
<b>HZ</b>	Work team Team responsible for performing work.
<b>I1</b>	Intermediary bank 1 A financial institution between the ordered bank and the beneficiary's bank.
<b>I2</b>	Intermediary bank 2 A financial institution between the ordered bank and the beneficiary's bank.
<b>IB</b>	Intermediary/broker A person intervening between parties to produce agreement or reconciliation.
<b>IC</b>	Intermediate consignee The intermediate consignee.
<b>ID</b>	Replacing manufacturer A code used to identify a party who replaces the previous party for the manufacture of an article.
<b>IE</b>	Non-resident third party company with whom financial account is held Identifies the non-resident third party company with whom the financial account is held.
<b>IF</b>	Non-resident group company with whom financial account is held Identifies the non-resident group company with whom the financial account is held.
<b>IG</b>	Non-resident beneficiary The ultimate non-resident recipient of the funds. Normally the account owner who is reimbursed by the payer.

---

<b>CL02 Party role code (UN/EDIFACT 3035)</b>	
<b>Code giving specific meaning to a party.</b>	
<b>IH</b>	Resident beneficiary The ultimate resident recipient of the funds. Normally the account owner who is reimbursed by the payer.
<b>II</b>	Invoice issuer [3028] Party issuing an invoice.
<b>IJ</b>	Non-resident instructing party Identifies the non-resident party originating the instruction.
<b>IL</b>	Resident instructing party Identifies the resident party originating the instruction.
<b>IM</b>	Importer [3020] Party who makes - or on whose behalf a Customs clearing agent or other authorized person makes - an import declaration. This may include a person who has possession of the goods or to whom the goods are consigned.
<b>IN</b>	Insurer A person or company offering insurance policies for premiums.
<b>IO</b>	Insurance company A company engaged in the business of insurance.
<b>IP</b>	Insurance claim adjuster A party which adjusts losses on behalf of an insurer.
<b>IQ</b>	Domestic financial institution Domestic party acting as financial institution.
<b>IR</b>	Non-domestic financial institution Non-domestic party acting as financial institution.
<b>IS</b>	Party to receive certified inspection report Party (at buyer) to receive certified inspection report.
<b>IT</b>	Installation on site A party who possesses the site on which an installation shall be made.
<b>IU</b>	Non-resident debtor Non-resident party who makes the payment or against whom a claim exists.
<b>IV</b>	Invoicee [3006] Party to whom an invoice is issued.



---

<b>CL02</b>	<b>Party role code (UN/EDIFACT 3035)</b>
<b>Code giving specific meaning to a party.</b>	
<b>IW</b>	Non-resident creditor Non-resident party receiving the payment or against whom a liability exists.
<b>IX</b>	Supplier work team The supplier's team responsible for performing the work.
<b>IY</b>	Tenant manager A code to identify the party who rents the rights to use the goodwill and facilities of an enterprise.
<b>IZ</b>	Party mandated to liquidate an enterprise A code to identify the party who has been legally mandated to sell off an enterprise.
<b>JA</b>	Certified accountant Code identifying the party as a certified accountant.
<b>JB</b>	Goods collection party Party that will collect or has collected the goods.
<b>JC</b>	Party at final place of positioning Identifies the party at the final place of positioning.
<b>JD</b>	Customs office of clearance Identifies the office where customs clearance procedures take place.
<b>JE</b>	Party from whom customs documents are to be picked up Identification of the party from whom customs documents are to be picked up.
<b>JF</b>	Party from whom non-customs documents are to be picked up Identification of the party from whom non-customs documents are to be picked up.
<b>JG</b>	Party to receive customs documents Identification of the party to whom customs documents are to be delivered.
<b>JH</b>	Party to receive non-customs documents Identification of the party to whom non-customs documents are to be delivered.
<b>LA</b>	Party designated to provide living animal care Party responsible to take care of transported living animals.
<b>LB</b>	Co-producer A code used to identify a party who participates in production.

---

---

<b>CL02</b>	<b>Party role code (UN/EDIFACT 3035)</b>
<b>Code giving specific meaning to a party.</b>	
<b>LC</b>	Party declaring the Value Added Tax (VAT) A code to identify the party who is responsible for declaring the Value Added Tax (VAT) on the sale of goods or services.
<b>LD</b>	Party recovering the Value Added Tax (VAT) A code to identify the party who is eligible to recover the Value Added Tax (VAT) on the sale of goods or services.
<b>LE</b>	Person on claim To identify the person who is the subject of the claim.
<b>LF</b>	Buyer's corporate office The identification of the buyer's corporate office.
<b>LG</b>	Supplier's corporate office The identification of the supplier's corporate office.
<b>LH</b>	Liquidator The party responsible for settling or paying a debt.
<b>LI</b>	Account coordinator An individual with coordination responsibilities for a specific account.
<b>LJ</b>	Inspection leader An individual responsible for an inspection team.
<b>LK</b>	Patient A person receiving or registered to receive medical treatment.
<b>LL</b>	Patient companion Person accompanying the patient.
<b>LM</b>	Medical treatment executant The party who executes a medical treatment.
<b>LN</b>	Lender Party lending goods or equipment.
<b>LO</b>	Medical treatment prescriber The party who prescribes a medical treatment.
<b>LP</b>	Loading party Party responsible for the loading when other than carrier.
<b>LQ</b>	Debt payment authorisation party A party which authorises the payment of a debt.

---

---

**CL02 Party role code (UN/EDIFACT 3035)****Code giving specific meaning to a party.**

---

<b>LR</b>	Administration centre Identification of an administration centre.
<b>LS</b>	Product services and repairs centre A centre which services and repairs products.
<b>LT</b>	Secretariat Party is a secretariat.
<b>LU</b>	Entry point technical assessment group Party acts as an entry point for technical assessment.
<b>LV</b>	Party assigning a status Party responsible for assigning a status.
<b>MA</b>	Party for whom item is ultimately intended Party for whom item is ultimately intended.
<b>MAD</b>	Meter administrator A party responsible for keeping a register of meters and related characteristics.
<b>MDR</b>	Metered data responsible A party responsible for the establishment and validation of metered data received from the Metered Data Collector.
<b>MF</b>	Manufacturer of goods [3513] Party who manufactures the goods.
<b>MG</b>	Party designated to execute re-icing Party designated to execute re-icing, selected in the official list of mandatories competent for this kind of operation.
<b>MI</b>	Planning schedule/material release issuer A party issuing a planning schedule/material release.
<b>MP</b>	Manufacturing unit A party acting as a particular production unit of a manufacturer.
<b>MR</b>	Message recipient A party to receive a message or messages.
<b>MS</b>	Document/message issuer/sender Issuer of a document and/or sender of a message.
<b>MT</b>	Party designated to execute sanitary procedures A party which is designated to execute sanitary procedures.

---

---

**CL02 Party role code (UN/EDIFACT 3035)**
**Code giving specific meaning to a party.**


---

<b>N1</b>	Notify party no. 1 The first party which is to be notified.
	Notes: 1. This code value will be removed effective with directory D.09A.
<b>N2</b>	Notify party no. 2 The second party which is to be notified.
<b>NI</b>	Notify party [3180] Party to be notified. Synonym: Notify party No. 1.
<b>OA</b>	Break bulk berth operator Party who offers facilities for berthing of vessels, handling and storage of break bulk cargo.
<b>OB</b>	Ordered by Party who issued an order.
<b>OC</b>	Party data responsible party The party responsible for all party data.
<b>OD</b>	Equipment repair party A party making repairs to equipment.
<b>OE</b>	Owner of property Party owning a property.
<b>OF</b>	On behalf of Party on behalf of which an action is executed.
<b>OG</b>	Owner or lessor's surveyor Surveyor hired by the owner or lessor of the item.
<b>OH</b>	Lessee's surveyor Surveyor hired by the lessee of the item.
<b>OI</b>	Outside inspection agency Third party inspecting goods or equipment.
<b>OJ</b>	Third party Another party besides the two principals.
<b>OK</b>	Receiver's sub-entity Identifies a sub-entity within the receiver's organization.

---

---

**CL02 Party role code (UN/EDIFACT 3035)****Code giving specific meaning to a party.**

---

<b>OL</b>	Case of need party Party to be approached in case of difficulty.
<b>OM</b>	Collecting bank Any bank, other than the remitting bank, involved in processing the collection.
<b>ON</b>	Remitting bank The bank to which the principal has entrusted the handling of a collection.
<b>OO</b>	Order of the shipper party The owner of goods under consignment which are moving under a negotiable transport document and will only be released upon receipt of the original transport document.
<b>OP</b>	Operator of property or equipment The party which operates property or a unit of equipment.
<b>OQ</b>	Collection principal The party entrusting the handling of a collection to a bank.
<b>OR</b>	Ordered bank Identifies the bank servicing the account for the ordering customer or payer.
<b>OS</b>	Original shipper The original supplier of the goods.
<b>OT</b>	Outside test agency Third party testing goods, equipment or services.
<b>OU</b>	Account owner's servicing bank on the sending side Identifies the financial institution on the sending side which services the account owner's bank account(s).
<b>OV</b>	Transport means owner Party owning the means of transport. No synonym of carrier (= CA).
<b>OW</b>	Account owner's servicing bank on the receiving side Identifies the financial institution on the receiving side which services the account owner's bank account(s).
<b>OX</b>	Sender's correspondent bank The account, or branch of the sender, or another financial institution, through which the sender will reimburse the receiver.
<b>OY</b>	Ordering customer Identifies the originator of the instruction.

---

<b>CL02</b>	<b>Party role code (UN/EDIFACT 3035)</b>
<b>Code giving specific meaning to a party.</b>	
<b>OZ</b>	Receiver's correspondent bank The branch of the receiver, or another financial institution, at which the funds will be made available to the receiver.
<b>P1</b>	Contact party 1 First party to contact.
<b>P2</b>	Contact party 2 Second party to contact.
<b>P3</b>	Contact party 3 Third party to contact.
<b>P4</b>	Contact party 4 Fourth party to contact.
<b>PA</b>	Party to receive inspection report Party to whom the inspection report should be sent.
<b>PB</b>	Paying financial institution Financial institution designated to make payment.
<b>PC</b>	Actual purchaser's customer Party the purchaser within the actual message is selling the ordered goods or services to.
<b>PD</b>	Purchaser's department buyer Purchasing department of buyer.
<b>PE</b>	Payee Identifies the credit party when other than the beneficiary.
<b>PF</b>	Party to receive freight bill Party to whom the freight bill should be sent.
<b>PG</b>	Prime contractor Party responsible for the whole project if other than the buyer.
<b>PH</b>	Payer's financial institution Institution chosen by the payer to execute financial transactions on his behalf.
<b>PI</b>	Payee's company name/ID Receiving company name/ID (ACH transfers).
<b>PJ</b>	Party to receive correspondence Second party designated by a first party to receive certain correspondence in lieu of it being mailed directly to this first party.

---

**CL02 Party role code (UN/EDIFACT 3035)****Code giving specific meaning to a party.**

---

<b>PK</b>	Contact party Party to contact.
<b>PL</b>	Payor Identifies the debit party when other than the ordering customer (for banking purposes).
	Notes: 1. This code value will be removed effective with directory D.09A.
<b>PM</b>	Party to receive paper memo of invoice Party being informed about invoice issue (via paper).
<b>PN</b>	Party to receive shipping notice The party is to be the recipient of the shipping notice.
<b>PO</b>	Ordering party To be used only if ordering party and buyer are not identical.
<b>PQ</b>	Certifying party A party which certifies something.
<b>PR</b>	Payer [3308] Party responsible for making a payment.
<b>PS</b>	Payer's company name/ID (Check, Draft or Wire) Party to send cheque, draft or wire for payment.
<b>PT</b>	Party to receive test report A party which is named to be the recipient of test reports.
<b>PW</b>	Despatch party [3282] Party where goods are to be, or have been, taken over by a carrier such as the place where a container is picked-up.
<b>PX</b>	Party to receive all documents A party which is named to be the recipient of all documents.
<b>PY</b>	Checking party Party or contact designated on behalf of carrier or his agent to establish the actual figures for quantities, weight, volume and/or (cube) measurements of goods or containers which are to appear in the transport contract and on which charges will be based.

---

<b>CL02</b>	<b>Party role code (UN/EDIFACT 3035)</b>
<b>Code giving specific meaning to a party.</b>	
<b>PZ</b>	Party to print some document The party that is to print a specific document.
<b>RA</b>	Central bank or regulatory authority Identifies central bank or regulatory authority which must be informed of certain aspects of a message.
<b>RB</b>	Receiving financial institution Financial institution designated to receive payment.
<b>RE</b>	Party to receive commercial invoice remittance Party to whom payment for a commercial invoice or bill should be remitted.
<b>RF</b>	Received from Name of a person or department which actually delivers the goods.
<b>RH</b>	Seller's financial institution Financial institution designated by seller to receive payment. RDFI (ACH transfers).
<b>RI</b>	Reinsurance intermediary/broker Intermediary party between ceding company and reinsurance.
<b>RL</b>	Reporting carrier (Customs) Party who makes the cargo report to Customs.
<b>RM</b>	Reporting carrier's nominated agent/representative (Customs) Agent who formally makes a cargo report to Customs on behalf of the carrier.
<b>RP</b>	Routing party Party responsible for the selection of the carrier(s).
<b>RS</b>	Party to receive statement of account Party to whom the statement of account should be sent.
<b>RV</b>	Receiver of cheque Identifies the party which is to receive the actual cheque, when different from the receiver of funds.
<b>RW</b>	Issuer of waybill Party issuing the contract (waybill) for carriage.
<b>SB</b>	Sales responsibility A party being responsible for sales.
<b>SE</b>	Seller [3346] Party selling merchandise or services to a buyer.



---

**CL02 Party role code (UN/EDIFACT 3035)****Code giving specific meaning to a party.**

---

<b>SF</b>	Ship from Identification of the party from where goods will be or have been shipped.
<b>SG</b>	Store group A chain of shops or stores.
<b>SI</b>	Shipping schedule issuer The party which issues a shipping schedule.
<b>SN</b>	Store keeper A party keeping a shop or store.
<b>SO</b>	Sold to if different than bill to Party to whom the goods have been sold, if different to the bill to party.
<b>SR</b>	Seller agent [3254] Party representing the seller for the purpose of a trade transaction.
<b>SS</b>	Social securities collector's office Party collecting social securities premiums.
<b>ST</b>	Ship to Identification of the party to where goods will be or have been shipped.
<b>SU</b>	Supplier Party who supplies goods and or services.
<b>SX</b>	Surety for additions Natural or legal person (generally a bank or insurance company) who accepts responsibility in due legal form for the financial guarantee to Customs of the payment of additional duties or fees that become due against a particular shipment, which have not previously been covered by surety.
<b>SY</b>	Surety Natural or legal person (generally a bank or insurance company) who accepts responsibility in due legal form for the financial consequences of non-fulfillment of another's obligations to the Customs (CCC).
<b>SZ</b>	Surety for antidumping/countervailing duty Natural or legal person that has been contracted by the importer to guarantee to Customs the payment of antidumping and/or countervailing duties that become due against a particular shipment.
<b>TA</b>	Legal receiver The party responsible for a receivership.

---

---

**CL02 Party role code (UN/EDIFACT 3035)**
**Code giving specific meaning to a party.**


---

<b>TB</b>	Submitter To specify that the party is a submitter.
<b>TC</b>	Tax collector's office Party collecting taxes.
<b>TCP</b>	Transit charge payer Party, other than the ordering party, which has to pay the charges concerning the transit operations.
<b>TCR</b>	Transport capacity responsible party Party responsible for transport capacity.
<b>TD</b>	Party to receive technical documentation Party to whom technical documentation should be sent.
<b>TE</b>	Bankruptcy referee To specify that the party is a referee in a bankruptcy case.
<b>TF</b>	Source of information To specify that the party is the source of information.
<b>TG</b>	Judge To specify that the party is a judge.
<b>TH</b>	Attorney To specify that the party is an attorney.
<b>TI</b>	Law firm To specify that the party is a law firm.
<b>TJ</b>	Trustee To specify that the party is a trustee.
<b>TK</b>	Signatory To specify that the party is a signatory.
<b>TL</b>	Occupant The party is an occupant.
<b>TM</b>	Co-occupant The party is a co-occupant.
<b>TN</b>	Subject of inquiry The party is the subject of an inquiry.
<b>TO</b>	Lessor The party is a lessor.

---

---

**CL02 Party role code (UN/EDIFACT 3035)**
**Code giving specific meaning to a party.**


---

<b>TP</b>	Owner of residence Identifies the owner of a residence.
<b>TQ</b>	Founder Identifies the founder.
<b>TR</b>	Terminal operator A party which handles the loading and unloading of marine vessels.
<b>TS</b>	Party to receive certified test results Party to whom the certified test results should be sent.
<b>TT</b>	Transfer to The party which is the recipient of a transfer.
<b>TU</b>	President Identifies the president.
<b>TV</b>	Chairperson Identifies the chairperson.
<b>TW</b>	Legal title holder Identifies the legal title holder.
<b>TX</b>	Shareholder Identifies a shareholder.
<b>TY</b>	Provider Identifies the provider.
<b>TZ</b>	Military branch Identifies the branch of the military.
<b>UA</b>	Educational institution Identifies a university, college or school.
<b>UB</b>	Assignor Identifies the assignor.
<b>UC</b>	Ultimate consignee Party who has been designated on the invoice or packing list as the final recipient of the stated merchandise.
<b>UD</b>	Ultimate customer The final recipient of goods.
<b>UE</b>	Advisor Identifies the advisor.

---

---

<b>CL02</b>	<b>Party role code (UN/EDIFACT 3035)</b>
<b>Code giving specific meaning to a party.</b>	
<b>UF</b>	Co-defendant Identifies the co-defendant.
<b>UG</b>	Merged company with retained identity Company whose identity has been retained from a merger.
<b>UH</b>	Party represented Identifies the party represented.
<b>UHP</b>	Unexpected handling party Party authorized (during a voyage) to apply unexpected handling procedures or party having applied these procedures.
<b>UI</b>	Assignee Identifies the assignee.
<b>UJ</b>	Key person Identifies the key person.
<b>UK</b>	Author Identifies the author.
<b>UL</b>	Ultimate parent company Identifies the ultimate parent company.
<b>UM</b>	Party not to be confused with Identifies a party not to be confused with another party.
<b>UN</b>	Accountant Identifies the accountant.
<b>UO</b>	Plaintiff Identifies the plaintiff.
<b>UP</b>	Unloading party A party to unload the goods.
<b>UQ</b>	Parent company Identifies the parent company.
<b>UR</b>	Affiliated company Identifies the affiliated company.
<b>US</b>	Bailiff Identifies the bailiff.
<b>UT</b>	Merged company Identifies the company involved in a merger.

---

---

**CL02 Party role code (UN/EDIFACT 3035)**
**Code giving specific meaning to a party.**


---

<b>UU</b>	Defendant Identifies the defendant.
<b>UV</b>	Petitioning creditor Identifies the petitioning creditor.
<b>UW</b>	Guarantee agency Identifies the guarantee agency.
<b>UX</b>	Organization group Identifies the organization group.
<b>UY</b>	Subsidiary Identifies the subsidiary.
<b>UZ</b>	Industry association Identifies the industry association.
<b>VA</b>	Joint owner Identifies the joint owner.
<b>VB</b>	Joint venture Identifies the joint venture.
<b>VC</b>	Filing office Identifies the filing office.
<b>VE</b>	Court Identifies the court.
<b>VF</b>	Liability holder Identifies the liability holder.
<b>VG</b>	Local government sponsor Identifies the local government sponsor.
<b>VH</b>	Mortgage company Identifies the mortgage company.
<b>VI</b>	Notary public Identifies the notary public.
<b>VJ</b>	Officer Identifies the officer.
<b>VK</b>	Publisher Identifies the publisher.

---

---

**CL02 Party role code (UN/EDIFACT 3035)**
**Code giving specific meaning to a party.**


---

<b>VL</b>	Party manufactured for Identifies the party for whom manufacturing of goods is done.
<b>VM</b>	Previous owner Identifies the previous owner.
<b>VN</b>	Vendor Party vending goods or services.
<b>VO</b>	Purchased company Identifies the purchased company.
<b>VP</b>	Receiver manager Manager of a business which is in receivership status and which will not be liquidated.
<b>VQ</b>	Responsible government agency Identifies the responsible government agency.
<b>VR</b>	Sole proprietor Identifies the sole proprietor.
<b>VS</b>	Auctioneer Identifies the auctioneer.
<b>VT</b>	Branch Identifies the branch.
<b>VU</b>	Business Identifies the business.
<b>VV</b>	Ultimate same country parent company Identifies the highest level parent company in the same country.
<b>VW</b>	Responsible party Identifies the party that can be called to account.
<b>VX</b>	Secured party Identifies a party that is guaranteed against loss.
<b>VY</b>	Other related party Identifies an entity as an unspecified but related party.
<b>VZ</b>	Co-debtor Identifies an entity as a joint or mutual debtor.

---

---

**CL02 Party role code (UN/EDIFACT 3035)****Code giving specific meaning to a party.**

---

<b>WA</b>	Company which holds financial interest Identifies a company which holds any financial stake in an undertaking or organization.
<b>WB</b>	Rating organization Identifies an organization responsible for assigning a classification or rating.
<b>WC</b>	Information reference agency The agency responsible for the reference of information.
<b>WD</b>	Warehouse depositor [3004] Party depositing goods in a warehouse.
<b>WE</b>	Compilation agency The agency responsible for the compilation of information.
<b>WF</b>	Information maintenance agency The agency responsible for the maintenance of information.
<b>WG</b>	Information dissemination agency The agency responsible for the dissemination of information.
<b>WH</b>	Warehouse keeper [3022] Party taking responsibility for goods entered into a warehouse.
<b>WI</b>	Inspection address Specifies the address for an inspection.
<b>WJ</b>	Refusal party Identification of the party responsible for a refusal.
<b>WK</b>	Value added network provider A party that provides telecommunications interconnectivity services in an electronic data interchange environment.
<b>WL</b>	Agency The business or establishment of an agent.
<b>WM</b>	Works manager A party managing works.
<b>WN</b>	Party to receive order to supply Party designated by the registering party to receive a binding direction to supply something.
<b>WO</b>	Party to receive invitation to offer An entity to receive an invitation to offer.

---

---

**CL02 Party role code (UN/EDIFACT 3035)**
**Code giving specific meaning to a party.**


---

<b>WP</b>	Sub-entity A part into which an entity has been divided.
<b>WPA</b>	Weighting party Party designated (legally accepted) to ascertain the weight.
<b>WQ</b>	Doing business as The name under which business is conducted.
<b>WR</b>	Party submitting quote The party stating the price of something to be purchased.
<b>WS</b>	Wholesaler Seller of articles, often in large quantities, to be retailed by others.
<b>WT</b>	Affiliated party A party attached or connected to another party.
<b>WU</b>	Previous name Name of an entity used before the current name.
<b>WV</b>	Party performing task An entity responsible for performing a task to be undertaken.
<b>WW</b>	Registering party Party performing the registration.
<b>WX</b>	Inland clearance depot operator Party that offers the facility for the goods or container(s) to be cleared by customs authorities or other governmental authorities in the interior of a country.
<b>WY</b>	Destination terminal operator Party that operates a terminal to which goods or containers are destined.
<b>WZ</b>	Departure terminal operator Party that operates a terminal from which goods or containers have departed or will depart.
<b>ZZZ</b>	Mutually defined Party specification mutually agreed between interchanging parties.

---



3.2.8.4 *CL03 – Item type identification code (English Only)***CL03 Item type identification code (UN/EDIFACT 7143)****Coded identification of an item type.**


---

<b>AA</b>	Product version number Number assigned by manufacturer or seller to identify the release of a product.
<b>AB</b>	Assembly The item number is that of an assembly.
<b>AC</b>	HIBC (Health Industry Bar Code) Article identifier used within health sector to indicate data used conforms to HIBC.
<b>AD</b>	Cold roll number Number assigned to a cold roll.
<b>AE</b>	Hot roll number Number assigned to a hot roll.
<b>AF</b>	Slab number Number assigned to a slab, which is produced in a particular production step.
<b>AG</b>	Software revision number A number assigned to indicate a revision of software.
<b>AH</b>	UPC (Universal Product Code) Consumer package code (1-5-5) An 11-digit code that uniquely identifies consumer packaging of a product; does not have a check digit.
<b>AI</b>	UPC (Universal Product Code) Consumer package code (1-5-5- 1) A 12-digit code that uniquely identifies the consumer packaging of a product, including a check digit.
<b>AJ</b>	Sample number Number assigned to a sample.
<b>AK</b>	Pack number Number assigned to a pack containing a stack of items put together (e.g. cold roll sheets (steel product)).
<b>AL</b>	UPC (Universal Product Code) Shipping container code (1-2- 5-5) A 13-digit code that uniquely identifies the manufacturer's shipping unit, including the packaging indicator.

---

---

**CL03 Item type identification code (UN/EDIFACT 7143)**
**Coded identification of an item type.**


---

<b>AM</b>	UPC (Universal Product Code)/EAN (European article number) Shipping container code (1-2-5-5-1) A 14-digit code that uniquely identifies the manufacturer's shipping unit, including the packaging indicator and the check digit.
<b>AN</b>	UPC (Universal Product Code) suffix A suffix used in conjunction with a higher level UPC (Universal product code) to define packing variations for a product.
<b>AO</b>	State label code A code which specifies the codification of the state's labelling requirements.
<b>AP</b>	Heat number Number assigned to the heat (also known as the iron charge) for the production of steel products.
<b>AQ</b>	Coupon number A number identifying a coupon.
<b>AR</b>	Resource number A number to identify a resource.
<b>AS</b>	Work task number A number to identify a work task.
<b>AT</b>	Price look up number Identification number on a product allowing a quick electronic retrieval of price information for that product.
<b>AU</b>	NSN (North Atlantic Treaty Organization Stock Number) Number assigned under the NATO (North Atlantic Treaty Organization) codification system to provide the identification of an approved item of supply.
<b>AV</b>	Refined product code A code specifying the product refinement designation.
<b>AW</b>	Exhibit A code indicating that the product is identified by an exhibit number.
<b>AX</b>	End item A number specifying an end item.
<b>AY</b>	Federal supply classification A code to specify a product's Federal supply classification.

---

---

**CL03 Item type identification code (UN/EDIFACT 7143)**
**Coded identification of an item type.**


---

<b>AZ</b>	Engineering data list A code specifying the product's engineering data list.
<b>BA</b>	Milestone event number A number to identify a milestone event.
<b>BB</b>	Lot number A number indicating the lot number of a product.
<b>BC</b>	National drug code 4-4-2 format A code identifying the product in national drug format 4-4-2.
<b>BD</b>	National drug code 5-3-2 format A code identifying the product in national drug format 5-3-2.
<b>BE</b>	National drug code 5-4-1 format A code identifying the product in national drug format 5-4-1.
<b>BF</b>	National drug code 5-4-2 format A code identifying the product in national drug format 5-4-2.
<b>BG</b>	National drug code A code specifying the national drug classification.
<b>BH</b>	Part number A number indicating the part.
<b>BI</b>	Local Stock Number (LSN) A local number assigned to an item of stock.
<b>BJ</b>	Next higher assembly number A number specifying the next higher assembly or component into which the product is being incorporated.
<b>BK</b>	Data category A code specifying a category of data.
<b>BL</b>	Control number To specify the control number.
<b>BM</b>	Special material identification code A number to identify the special material code.
<b>BN</b>	Locally assigned control number A number assigned locally for control purposes.
<b>BO</b>	Buyer's colour Colour assigned by buyer.

---

---

<b>CL03</b>	<b>Item type identification code (UN/EDIFACT 7143)</b>
	<b>Coded identification of an item type.</b>

---

<b>BP</b>	Buyer's part number Reference number assigned by the buyer to identify an article.
<b>BQ</b>	Variable measure product code A code assigned to identify a variable measure item.
<b>BR</b>	Financial phase To specify as an item, the financial phase.
<b>BS</b>	Contract breakdown To specify as an item, the contract breakdown.
<b>BT</b>	Technical phase To specify as an item, the technical phase.
<b>BU</b>	Dye lot number Number identifying a dye lot.
<b>BV</b>	Daily statement of activities A statement listing activities of one day.
<b>BW</b>	Periodical statement of activities within a bilaterally agreed time period Periodical statement listing activities within a bilaterally agreed time period.
<b>BX</b>	Calendar week statement of activities A statement listing activities of a calendar week.
<b>BY</b>	Calendar month statement of activities A statement listing activities of a calendar month.
<b>BZ</b>	Original equipment number Original equipment number allocated to spare parts by the manufacturer.
<b>CC</b>	Industry commodity code The codes given to certain commodities by an industry.
<b>CG</b>	Commodity grouping Code for a group of articles with common characteristics (e.g. used for statistical purposes).
<b>CL</b>	Colour number Code for the colour of an article.
<b>CR</b>	Contract number Reference number identifying a contract.

---

---

**CL03 Item type identification code (UN/EDIFACT 7143)**
**Coded identification of an item type.**


---

<b>CV</b>	<p>Customs article number</p> <p>Code defined by Customs authorities to an article or a group of articles for Customs purposes.</p>
<b>DR</b>	<p>Drawing revision number</p> <p>Reference number indicating that a change or revision has been applied to a drawing.</p>
<b>DW</b>	<p>Drawing</p> <p>Reference number identifying a drawing of an article.</p>
<b>EC</b>	<p>Engineering change level</p> <p>Reference number indicating that a change or revision has been applied to an article's specification.</p>
<b>EF</b>	<p>Material code</p> <p>Code defining the material's type, surface, geometric form plus various classifying characteristics.</p>
<b>EN</b>	<p>International Article Numbering Association (EAN)</p> <p>Number assigned to a manufacturer's product according to the International Article Numbering Association.</p>
<b>GB</b>	<p>Buyer's internal product group code</p> <p>Product group code used within a buyer's internal systems.</p>
<b>GN</b>	<p>National product group code</p> <p>National product group code. Administered by a national agency.</p>
<b>GS</b>	<p>General specification number</p> <p>The item number is a general specification number.</p>
<b>HS</b>	<p>Harmonised system</p> <p>The item number is part of, or is generated in the context of the Harmonised Commodity Description and Coding System (Harmonised System), as developed and maintained by the World Customs Organization (WCO).</p>
<b>IB</b>	<p>ISBN (International Standard Book Number)</p> <p>A unique number identifying a book.</p>
<b>IN</b>	<p>Buyer's item number</p> <p>The item number has been allocated by the buyer.</p>
<b>IS</b>	<p>ISSN (International Standard Serial Number)</p> <p>A unique number identifying a serial publication.</p>

---

---

**CL03 Item type identification code (UN/EDIFACT 7143)**
**Coded identification of an item type.**


---

<b>IT</b>	Buyer's style number Number given by the buyer to a specific style or form of an article, especially used for garments.
<b>IZ</b>	Buyer's size code Code given by the buyer to designate the size of an article in textile and shoe industry.
<b>MA</b>	Machine number The item number is a machine number.
<b>MF</b>	Manufacturer's (producer's) article number The number given to an article by its manufacturer.
<b>MN</b>	Model number Reference number assigned by the manufacturer to differentiate variations in similar products in a class or group.
<b>MP</b>	Product/service identification number Reference number identifying a product or service.
<b>NB</b>	Batch number The item number is a batch number.
<b>ON</b>	Customer order number Reference number of a customer's order.
<b>PD</b>	Part number description Reference number identifying a description associated with a number ultimately used to identify an article.
<b>PL</b>	Purchaser's order line number Reference number identifying a line entry in a customer's order for goods or services.
<b>PO</b>	Purchase order number Reference number identifying a customer's order.
<b>PV</b>	Promotional variant number The item number is a promotional variant number.
<b>QS</b>	Buyer's qualifier for size The item number qualifies the size of the buyer.
<b>RC</b>	Returnable container number Reference number identifying a returnable container.

---

---

**CL03 Item type identification code (UN/EDIFACT 7143)**
**Coded identification of an item type.**


---

<b>RN</b>	Release number Reference number identifying a release from a buyer's purchase order.
<b>RU</b>	Run number The item number identifies the production or manufacturing run or sequence in which the item was manufactured, processed or assembled.
<b>RY</b>	Record keeping of model year The item number relates to the year in which the particular model was kept.
<b>SA</b>	Supplier's article number Number assigned to an article by the supplier of that article.
<b>SG</b>	Standard group of products (mixed assortment) The item number relates to a standard group of other items (mixed) which are grouped together as a single item for identification purposes.
<b>SK</b>	SKU (Stock keeping unit) Reference number of a stock keeping unit.
<b>SN</b>	Serial number Identification number of an item which distinguishes this specific item out of a number of identical items.
<b>SRS</b>	RSK number Plumbing and heating.
<b>SRT</b>	IFLS (Institut Francais du Libre Service) 5 digit product classification code 5 digit code for product classification managed by the Institut Francais du Libre Service.
<b>SRU</b>	IFLS (Institut Francais du Libre Service) 9 digit product classification code 9 digit code for product classification managed by the Institut Francais du Libre Service.
<b>SRV</b>	EAN.UCC Global Trade Item Number A unique number, up to 14-digits, assigned according to the numbering structure of the EAN.UCC system. 'EAN' stands for the 'International Article Numbering Association', and 'UCC' for the 'Uniform Code Council'.
<b>SRW</b>	EDIS (Energy Data Identification System) European system for identification of meter data.

---

---

**CL03 Item type identification code (UN/EDIFACT 7143)**
**Coded identification of an item type.**


---

<b>SRX</b>	Slaughter number Unique number given by a slaughterhouse to an animal or a group of animals of the same breed.
<b>SRY</b>	Official animal number Unique number given by a national authority to identify an animal individually.
<b>SS</b>	Supplier's supplier article number Article number referring to a sales catalogue of supplier's supplier.
<b>ST</b>	Style number Number given to a specific style or form of an article, especially used for garments.
<b>TG</b>	Transport group number (8012) Additional number to form article groups for packing and/or transportation purposes.
<b>UA</b>	Ultimate customer's article number Number assigned by ultimate customer to identify relevant article.
<b>UP</b>	UPC (Universal product code) Number assigned to a manufacturer's product by the Product Code Council.
<b>VN</b>	Vendor item number Reference number assigned by a vendor/seller identifying a product/service/article.
<b>VP</b>	Vendor's (seller's) part number Reference number assigned by a vendor/seller identifying an article.
<b>VS</b>	Vendor's supplemental item number The item number is a specified by the vendor as a supplemental number for the vendor's purposes.
<b>VX</b>	Vendor specification number The item number has been allocated by the vendor as a specification number.
<b>ZZZ</b>	Mutually defined A code assigned within a code list to be used on an interim basis and as defined among trading partners until a precise code can be assigned to the code list.

---



3.2.8.5 *CL04 – Country name code (English Only)*

---

**CL04 Country name code (ISO 3166-1-alpha-2)****Identification of the name of the country or other geographical entity.**

---

<b>AD</b>	ANDORRA
<b>AE</b>	UNITED ARAB EMIRATES
<b>AF</b>	AFGHANISTAN
<b>AG</b>	ANTIGUA AND BARBUDA
<b>AI</b>	ANGUILLA
<b>AL</b>	ALBANIA
<b>AM</b>	ARMENIA
<b>AN</b>	NETHERLANDS ANTILLES
<b>AO</b>	ANGOLA
<b>AQ</b>	ANTARCTICA
<b>AR</b>	ARGENTINA
<b>AS</b>	AMERICAN SAMOA
<b>AT</b>	AUSTRIA
<b>AU</b>	AUSTRALIA
<b>AW</b>	ARUBA
<b>AX</b>	ÅLAND ISLANDS
<b>AZ</b>	AZERBAIJAN
<b>BA</b>	BOSNIA AND HERZEGOVINA
<b>BB</b>	BARBADOS
<b>BD</b>	BANGLADESH
<b>BE</b>	BELGIUM
<b>BF</b>	BURKINA FASO
<b>BG</b>	BULGARIA
<b>BH</b>	BAHRAIN
<b>BI</b>	BURUNDI
<b>BJ</b>	BENIN
<b>BM</b>	BERMUDA
<b>BN</b>	BRUNEI DARUSSALAM
<b>BO</b>	BOLIVIA
<b>BR</b>	BRAZIL

---

---

**CL04 Country name code (ISO 3166-1-alpha-2)**  
**Identification of the name of the country or other geographical entity.**

---

<b>BS</b>	BAHAMAS
<b>BT</b>	BHUTAN
<b>BV</b>	BOUVET ISLAND
<b>BW</b>	BOTSWANA
<b>BY</b>	BELARUS
<b>BZ</b>	BELIZE
<b>CA</b>	CANADA
<b>CC</b>	COCOS (KEELING) ISLANDS
<b>CD</b>	CONGO, THE DEMOCRATIC REPUBLIC OF THE
<b>CF</b>	CENTRAL AFRICAN REPUBLIC
<b>CG</b>	CONGO
<b>CH</b>	SWITZERLAND
<b>CI</b>	COTE D'IVOIRE
<b>CK</b>	COOK ISLANDS
<b>CL</b>	CHILE
<b>CM</b>	CAMEROON
<b>CN</b>	CHINA
<b>CO</b>	COLOMBIA
<b>CR</b>	COSTA RICA
<b>CU</b>	CUBA
<b>CV</b>	CAPE VERDE
<b>CX</b>	CHRISTMAS ISLAND
<b>CY</b>	CYPRUS
<b>CZ</b>	CZECH REPUBLIC
<b>DE</b>	GERMANY
<b>DJ</b>	DJIBOUTI
<b>DK</b>	DENMARK
<b>DM</b>	DOMINICA
<b>DO</b>	DOMINICAN REPUBLIC
<b>DZ</b>	ALGERIA
<b>EC</b>	ECUADOR

---

---

**CL04 Country name code (ISO 3166-1-alpha-2)**
**Identification of the name of the country or other geographical entity.**


---

<b>EE</b>	ESTONIA
<b>EG</b>	EGYPT
<b>EH</b>	WESTERN SAHARA
<b>ER</b>	ERITREA
<b>ES</b>	SPAIN
<b>ET</b>	ETHIOPIA
<b>FI</b>	FINLAND
<b>FJ</b>	FIJI
<b>FK</b>	FALKLAND ISLANDS (MALVINAS)
<b>FM</b>	MICRONESIA, FEDERATED STATES OF
<b>FO</b>	FAROE ISLANDS
<b>FR</b>	FRANCE
<b>GA</b>	GABON
<b>GB</b>	UNITED KINGDOM
<b>GD</b>	GRENADA
<b>GE</b>	GEORGIA
<b>GF</b>	FRENCH GUIANA
<b>GG</b>	GUERNSEY
<b>GH</b>	GHANA
<b>GI</b>	GIBRALTAR
<b>GL</b>	GREENLAND
<b>GM</b>	GAMBIA
<b>GN</b>	GUINEA
<b>GP</b>	GADELOUPE
<b>GQ</b>	EQUATORIAL GUINEA
<b>GR</b>	GREECE
<b>GS</b>	SOUTH GEORGIA AND THE SOUTH SANDWICH ISLANDS
<b>GT</b>	GUATEMALA
<b>GU</b>	GUAM
<b>GW</b>	GUINEA-BISSAU
<b>GY</b>	GUYANA

---

---

<b>CL04</b>	<b>Country name code (ISO 3166-1-alpha-2)</b>
<b>Identification of the name of the country or other geographical entity.</b>	
<b>HK</b>	HONG KONG
<b>HM</b>	HEARD ISLAND AND MCDONALD ISLANDS
<b>HN</b>	HONDURAS
<b>HR</b>	CROATIA
<b>HT</b>	HAITI
<b>HU</b>	HUNGARY
<b>ID</b>	INDONESIA
<b>IE</b>	IRELAND
<b>IL</b>	ISRAEL
<b>IM</b>	ISLE OF MAN
<b>IN</b>	INDIA
<b>IO</b>	BRITISH INDIAN OCEAN TERRITORY
<b>IQ</b>	IRAQ
<b>IR</b>	IRAN, ISLAMIC REPUBLIC OF
<b>IS</b>	ICELAND
<b>IT</b>	ITALY
<b>JE</b>	JERSEY
<b>JM</b>	JAMAICA
<b>JO</b>	JORDAN
<b>JP</b>	JAPAN
<b>KE</b>	KENYA
<b>KG</b>	KYRGYZSTAN
<b>KH</b>	CAMBODIA
<b>KI</b>	KIRIBATI
<b>KM</b>	COMOROS
<b>KN</b>	SAINT KITTS AND NEVIS
<b>KP</b>	KOREA, DEMOCRATIC PEOPLE'S REPUBLIC OF
<b>KR</b>	KOREA, REPUBLIC OF
<b>KW</b>	KUWAIT
<b>KY</b>	CAYMAN ISLANDS
<b>KZ</b>	KAZAKHSTAN

---

---

**CL04 Country name code (ISO 3166-1-alpha-2)****Identification of the name of the country or other geographical entity.**

---

<b>LA</b>	LAO PEOPLE'S DEMOCRATIC REPUBLIC
<b>LB</b>	LEBANON
<b>LC</b>	SAINT LUCIA
<b>LI</b>	LIECHTENSTEIN
<b>LK</b>	SRI LANKA
<b>LR</b>	LIBERIA
<b>LS</b>	LESOTHO
<b>LT</b>	LITHUANIA
<b>LU</b>	LUXEMBOURG
<b>LV</b>	LATVIA
<b>LY</b>	LIBYAN ARAB JAMAHIRIYA
<b>MA</b>	MOROCCO
<b>MC</b>	MONACO
<b>MD</b>	MOLDOVA, REPUBLIC OF
<b>ME</b>	MONTENEGRO
<b>MG</b>	MADAGASCAR
<b>MH</b>	MARSHALL ISLANDS
<b>MK</b>	MACEDONIA, THE FORMER YUGOSLAV REPUBLIC OF
<b>ML</b>	MALI
<b>MM</b>	MYANMAR
<b>MN</b>	MONGOLIA
<b>MO</b>	MACAO
<b>MP</b>	NORTHERN MARIANA ISLANDS
<b>MQ</b>	MARTINIQUE
<b>MR</b>	MAURITANIA
<b>MS</b>	MONTSERRAT
<b>MT</b>	MALTA
<b>MU</b>	MAURITIUS
<b>MV</b>	MALDIVES
<b>MW</b>	MALAWI
<b>MX</b>	MEXICO

---

---

**CL04 Country name code (ISO 3166-1-alpha-2)**  
**Identification of the name of the country or other geographical entity.**

---

<b>MY</b>	MALAYSIA
<b>MZ</b>	MOZAMBIQUE
<b>NA</b>	NAMIBIA
<b>NC</b>	NEW CALEDONIA
<b>NE</b>	NIGER
<b>NF</b>	NORFOLK ISLAND
<b>NG</b>	NIGERIA
<b>NI</b>	NICARAGUA
<b>NL</b>	NETHERLANDS
<b>NO</b>	NORWAY
<b>NP</b>	NEPAL
<b>NR</b>	NAURU
<b>NU</b>	NIUE
<b>NZ</b>	NEW ZEALAND
<b>OM</b>	OMAN
<b>PA</b>	PANAMA
<b>PE</b>	PERU
<b>PF</b>	FRENCH POLYNESIA
<b>PG</b>	PAPUA NEW GUINEA
<b>PH</b>	PHILIPPINES
<b>PK</b>	PAKISTAN
<b>PL</b>	POLAND
<b>PM</b>	SAINT PIERRE AND MIQUELON
<b>PN</b>	PITCAIRN
<b>PR</b>	PUERTO RICO
<b>PS</b>	PALESTINIAN TERRITORY, OCCUPIED
<b>PT</b>	PORTUGAL
<b>PW</b>	PALAU
<b>PY</b>	PARAGUAY
<b>QA</b>	QATAR
<b>RE</b>	REUNION

---

---

**CL04 Country name code (ISO 3166-1-alpha-2)****Identification of the name of the country or other geographical entity.**

---

<b>RO</b>	ROMANIA
<b>RS</b>	SERBIA
<b>RU</b>	RUSSIAN FEDERATION
<b>RW</b>	RWANDA
<b>SA</b>	SAUDI ARABIA
<b>SB</b>	SOLOMON ISLANDS
<b>SC</b>	SEYCHELLES
<b>SD</b>	SUDAN
<b>SE</b>	SWEDEN
<b>SG</b>	SINGAPORE
<b>SH</b>	SAINT HELENA
<b>SI</b>	SLOVENIA
<b>SJ</b>	SVALBARD AND JAN MAYEN
<b>SK</b>	SLOVAKIA
<b>SL</b>	SIERRA LEONE
<b>SM</b>	SAN MARINO
<b>SN</b>	SENEGAL
<b>SO</b>	SOMALIA
<b>SR</b>	SURINAME
<b>ST</b>	SAO TOME AND PRINCIPE
<b>SV</b>	EL SALVADOR
<b>SY</b>	SYRIAN ARAB REPUBLIC
<b>SZ</b>	SWAZILAND
<b>TC</b>	TURKS AND CAICOS ISLANDS
<b>TD</b>	CHAD
<b>TF</b>	FRENCH SOUTHERN TERRITORIES
<b>TG</b>	TOGO
<b>TH</b>	THAILAND
<b>TJ</b>	TAJIKISTAN
<b>TK</b>	TOKELAU
<b>TL</b>	TIMOR-LESTE

---

---

<b>CL04</b>	<b>Country name code (ISO 3166-1-alpha-2)</b>
<b>Identification of the name of the country or other geographical entity.</b>	
<b>TM</b>	TURKMENISTAN
<b>TN</b>	TUNISIA
<b>TO</b>	TONGA
<b>TR</b>	TURKEY
<b>TT</b>	TRINIDAD AND TOBAGO
<b>TV</b>	TUVALU
<b>TW</b>	TAIWAN, PROVINCE OF CHINA
<b>TZ</b>	TANZANIA, UNITED REPUBLIC OF
<b>UA</b>	UKRAINE
<b>UG</b>	UGANDA
<b>UM</b>	UNITED STATES MINOR OUTLYING ISLANDS
<b>US</b>	UNITED STATES
<b>UY</b>	URUGUAY
<b>UZ</b>	UZBEKISTAN
<b>VA</b>	HOLY SEE (VATICAN CITY STATE)
<b>VC</b>	SAINT VINCENT AND THE GRENADINES
<b>VE</b>	VENEZUELA
<b>VG</b>	VIRGIN ISLANDS, BRITISH
<b>VI</b>	VIRGIN ISLANDS, U.S.
<b>VN</b>	VIET NAM
<b>VU</b>	VANUATU
<b>WF</b>	WALLIS AND FUTUNA
<b>WS</b>	SAMOA
<b>YE</b>	YEMEN
<b>YT</b>	MAYOTTE
<b>ZA</b>	SOUTH AFRICA
<b>ZM</b>	ZAMBIA
<b>ZW</b>	ZIMBABWE

---



## 3.2.8.6 CL05 – Transport means description code (English Only)

**CL05 Transport means description code (UNECE Recommendation 28)****Code specifying the means of transport.**

<b>31</b>	Truck Automotive vehicle designed for hauling loads.
<b>32</b>	Truck, tanker Automotive vehicle with a tank.
<b>33</b>	Tractor Automotive vehicle with an engine designed for pulling.
<b>34</b>	Van Closed automotive vehicle designed for carrying freight.
<b>35</b>	Tiptanker Automotive vehicle designed with a tank lifting capability.
<b>36</b>	Truck, dry bulk Automotive vehicle designed for carrying dry bulk cargo.
<b>37</b>	Truck, container Automotive vehicle designed for carrying containers.
<b>38</b>	Carrier, car Automotive vehicle designed for carrying motorcars.
<b>39</b>	Truck, reefer Automotive vehicle designed for the carriage of frozen cargo.
<b>60</b>	Multimodal, type unknown Multimodal transport of unknown type.
<b>70</b>	Fixed transport installation, type unknown Fixed transport installation of unknown type.
<b>71</b>	Pipeline A line of one or more pipes for continuous transport of liquid or gas commodity.
<b>72</b>	Powerline A line of one or more cables or wires for continuous transport of electricity.
<b>80</b>	Vessel, type unknown Vessel of unknown type.
<b>81</b>	Motor freighter Motorized vessel designed for carrying general cargo.

<b>CL05 Transport means description code (UNECE Recommendation 28)</b>	
<b>Code specifying the means of transport.</b>	
<b>82</b>	Motor tanker Motorized vessel designed for carrying liquid cargo.
<b>83</b>	Container vessel Vessel designed for carrying containers.
<b>84</b>	Gas tanker Vessel with tanks designed for carrying gas.
<b>85</b>	Motor freighter, tug Motorized vessel designed for carrying cargo and capable of towing.
<b>86</b>	Motor tanker, tug Motorized vessel designed for carrying liquid cargo and capable of towing.
<b>87</b>	Motor freighter with one or more ships alongside Motorized vessel designed for carrying general cargo that has one or more vessels alongside.
<b>88</b>	Motor freighter with tanker Motorized vessel designed for carrying general cargo alongside a vessel designed for carrying liquid cargo.
<b>89</b>	Motor freighter pushing one or more freighters Motorized vessel designed for carrying general cargo, pushing one or more vessels also designed for carrying general cargo.
<b>150</b>	General cargo vessel Vessel designed to carry general cargo.
<b>151</b>	Unit carrier Vessel designed to carry unit loads
<b>152</b>	Bulk carrier Vessel designed to carry bulk cargo.
<b>153</b>	Tanker Vessel solely equipped with tanks to carry cargo.
<b>154</b>	Liquefied gas tanker Tanker designed to carry liquefied gas.
<b>155</b>	Other special tanker Tanker designed to carry other special liquids.
<b>157</b>	Cargo and passenger vessel Vessel designed to carry cargo and passengers.

---

**CL05 Transport means description code (UNECE Recommendation 28)**
**Code specifying the means of transport.**


---

<b>159</b>	Passenger ship Vessel designed to carry more than 12 passengers.
<b>160</b>	Assistance vessel Vessel designed to give assistance.
<b>170</b>	Other sea-going vessel Sea-going vessel, not otherwise specified.
<b>172</b>	Work ship Vessel designed to assist in work.
<b>173</b>	Push boat Vessel designed to push other vessels.
<b>174</b>	Dredger Vessel designed to scoop or suck mud or sand.
<b>175</b>	Fishing boat Vessel designed for fishing.
<b>176</b>	Research and education ship Vessel designed for research and education.
<b>177</b>	Navy vessel Vessel operated by a Navy.
<b>178</b>	Structure, floating Any floating structure.
<b>180</b>	Pleasure boat Vessel designed for recreation.
<b>181</b>	Speedboat Vessel designed for speed, often used for recreation.
<b>182</b>	Sailing boat with auxiliary motor Vessel designed primarily for sailing outfitted with an auxiliary motor.
<b>183</b>	Sailing yacht A specific type of vessel mostly used for pleasure and designed for sailing.
<b>184</b>	Boat for sport fishing Vessel designed for sport fishing.
<b>185</b>	Craft, pleasure, longer than 20 metres Vessel longer than 20 metres, designed for recreation.

---

<b>CL05</b>	<b>Transport means description code (UNECE Recommendation 28)</b>	
	<b>Code specifying the means of transport.</b>	
<b>189</b>	Craft, other, recreational	Vessel designed for recreation, not otherwise specified.
<b>190</b>	Fast ship	Fast, all-purpose vessel.
<b>191</b>	Hydrofoil	Vessel with wing-like structure for skimming at high speed.
<b>192</b>	Catamaran, fast	Fast vessel designed with two parallel hulls.
<b>210</b>	Train, railroad	One or more rail wagons pulled or pushed by one or more locomotive units, or self-propelled, that move over rail tracks.
<b>220</b>	Train, passenger	Train designed to carry passengers.
<b>230</b>	Train, freight	Train for carrying freight.
<b>310</b>	Truck, mail	Automotive vehicle designed for carrying mail.
<b>311</b>	Truck dump	Automotive vehicle designed with a cargo-dumping capability.
<b>312</b>	Truck, forklift	Automotive vehicle designed for lifting cargo and heavy objects.
<b>313</b>	Loader, shovel	Automotive vehicle designed for shoveling sand and other bulk material.
<b>314</b>	Truck, platform, fixed	Automotive vehicle designed with a fixed platform.
<b>315</b>	Carrier, straddle	Automotive vehicle designed for lifting and transporting containers.
<b>320</b>	Crane, mobile	Automotive vehicle with cargo crane.
<b>330</b>	Bus	Automotive vehicle designed for carrying more than 8 passengers including the driver.

---

<b>CL05</b>	<b>Transport means description code (UNECE Recommendation 28)</b>	
	<b>Code specifying the means of transport.</b>	
<b>341</b>	Van, delivery	Automotive vehicle designed for making fast deliveries.
<b>342</b>	Van, light	Automotive vehicle designed for light carriage.
<b>343</b>	Van, furniture	Automotive vehicle designed for carrying furniture.
<b>360</b>	Tractor, industrial	Automotive vehicle designed for towing one or more trailers.
<b>362</b>	Truck, freezer with isothermic trailer	Automotive vehicle designed for carrying frozen goods with a trailer designed for carrying temperature-controlled goods.
<b>363</b>	Truck, isothermic with isothermic trailer	Automotive vehicle with trailer designed to carry temperature-controlled goods.
<b>364</b>	Truck, refrigerated with isothermic trailer	Automotive vehicle designed for carrying refrigerated goods with a trailer designed for carrying temperature-controlled goods.
<b>365</b>	Truck, freezer with refrigerated trailer	Automotive vehicle designed for carrying frozen goods with a trailer designed for carrying refrigerated goods.
<b>366</b>	Truck, isothermic with refrigerated trailer	Automotive vehicle designed to carry temperature-controlled goods with a trailer designed to carry refrigerated goods.
<b>367</b>	Truck, opening floor, with extendable trailer	Automotive vehicle with an opening floor with an extendable trailer.
<b>368</b>	Truck, rigid, with tank and tank trailer	Rigid automotive vehicle designed with a tank with a tank trailer.
<b>369</b>	Truck, bulk with tank trailer	Automotive vehicle designed for bulk carrying with a tank trailer.

---

<b>CL05</b>	<b>Transport means description code (UNECE Recommendation 28)</b>
<b>Code specifying the means of transport.</b>	
<b>370</b>	Truck, rigid with tank and bulk trailer Rigid automotive vehicle designed with a tank with a trailer capable of carrying bulk cargo and liquid.
<b>371</b>	Truck, bulk with bulk trailer Automotive vehicle and trailer both designed for carrying bulk cargo.
<b>372</b>	Truck, tautliner with extendable trailer Automotive tautliner vehicle with extendable trailer.
<b>373</b>	Truck, tautliner with removable roof and extendable trailer Automotive tautliner vehicle with removable roof and extendable trailer.
<b>374</b>	Truck, bulk truck with extendable trailer Automotive vehicle designed for carrying bulk cargo with an extendable trailer.
<b>375</b>	Truck, refrigerated with freezer trailer Automotive vehicle designed for carrying refrigerated goods with a trailer designed for carrying frozen goods.
<b>376</b>	Truck, isothermic with freezer trailer Automotive vehicle designed for carrying temperature-controlled goods with a trailer designed for carrying frozen goods.
<b>377</b>	Truck, furniture with trailer Automotive vehicle designed for carrying furniture with a trailer.
<b>378</b>	Truck, tautliner with furniture trailer Automotive tautliner vehicle with trailer designed for carrying furniture.
<b>379</b>	Truck, tautliner, removable roof with furniture trailer Automotive tautliner vehicle designed with a removable roof with a trailer designed for carrying furniture.
<b>380</b>	Truck, tip-up with gondola trailer Automotive vehicle designed with a tip-up capability with a gondola trailer.
<b>381</b>	Truck, tautliner with gondola trailer Automotive tautliner vehicle with a gondola trailer.
<b>382</b>	Truck, tautliner, with removable roof and gondola trailer Automotive tautliner vehicle with removable roof and a gondola trailer.
<b>383</b>	Truck, opening-floor with gondola trailer Automotive vehicle with an opening floor and with a gondola trailer.

<b>CL05</b>	<b>Transport means description code (UNECE Recommendation 28)</b>	
	<b>Code specifying the means of transport.</b>	
<b>384</b>	Truck, bulk with gondola trailer	Automotive vehicle designed for carrying bulk cargo with a gondola trailer.
<b>385</b>	Truck, tip-up with extendable gondola trailer	Automotive vehicle designed with a tip-up capability with an extendable gondola trailer.
<b>386</b>	Truck, tautliner with extendable gondola trailer	Automotive tautliner vehicle with an extendable gondola trailer.
<b>387</b>	Truck, tautliner, removable roof with extendable gondola trailer	Automotive tautliner vehicle designed with a removable roof and with an extendable gondola trailer.
<b>388</b>	Truck, opening floor with extendable gondola trailer	Automotive tautliner vehicle designed with an opening floor and with an extendable gondola trailer.
<b>389</b>	Truck, bulk with extendable gondola trailer	Automotive vehicle designed for carrying bulk cargo with an extendable gondola trailer.
<b>390</b>	Truck, tip-up truck with opening-floor trailer	Automotive vehicle designed with a tip-up capability with an opening-floor trailer.
<b>391</b>	Truck, tautliner with opening-floor trailer	Automotive tautliner vehicle with opening-floor trailer.
<b>392</b>	Truck, tautliner, removable roof, with opening-floor trailer	Automotive tautliner vehicle with a removable roof, with an opening-floor trailer.
<b>393</b>	Truck, opening-floor with opening-floor trailer	Automotive vehicle and trailer both with opening floors.
<b>394</b>	Truck, bulk truck with opening-floor trailer	Automotive vehicle designed for carrying bulk cargo with an opening-floor trailer.
<b>395</b>	Truck, with trailer	Automotive vehicle designed to pull a trailer, with a trailer attached.
<b>396</b>	Truck, tilt, with tilt trailer	Automotive vehicle with a tilt capability with a trailer also with a tilt capability.

<b>CL05</b>	<b>Transport means description code (UNECE Recommendation 28)</b>
<b>Code specifying the means of transport.</b>	
<b>397</b>	Truck, refrigerated, with refrigerated trailer Automotive vehicle designed to carry refrigerated goods with a trailer also capable of carrying refrigerated goods.
<b>398</b>	Truck, freezer with freezer trailer Automotive vehicle capable of carrying frozen goods with a trailer also capable of carrying frozen goods.
<b>399</b>	Truck, removal with removal trailer Automotive vehicle designed to carry household effects with a trailer also capable of carrying household effects.
<b>810</b>	Motor freighter pushing at least one tank-ship Motorized vessel designed for carrying general cargo, pushing at least one vessel designed to carry liquid cargo.
<b>811</b>	Tug, freighter Vessel designed to push or pull another vessel that is also capable of carrying general cargo.
<b>812</b>	Tug, tanker Vessel designed to push or pull another vessel also capable of carrying liquid cargo.
<b>813</b>	Tug, freighter, coupled Vessel designed to push or pull another vessel that is also capable of carrying general cargo tied to one or more other vessels.
<b>814</b>	Tug, freighter/tanker, coupled Vessel designed to push or pull another vessel that is also capable of carrying either general or liquid cargo tied to one or more other vessels.
<b>815</b>	Freightbarge Lighter designed for carrying general cargo.
<b>816</b>	Tankbarge Lighter designed for carrying liquid cargo.
<b>817</b>	Freightbarge with containers Lighter designed for carrying containers.
<b>818</b>	Tankbarge, gas Lighter designed for carrying gas.



---

**CL05 Transport means description code (UNECE Recommendation 28)**
**Code specifying the means of transport.**


---

- |            |   |
|------------|---|
| <b>821</b> | Pushtow, one cargo barge<br>Vessel designed for pushing/towing, facilitating the movement of one cargo barge.   |
| <b>822</b> | Pushtow, two cargo barges<br>Combination designed for pushing/towing, facilitating the movement of two cargo barges.  |
| <b>823</b> | Pushtow, three cargo barges<br>Combination designed for pushing/towing, facilitating the movement of three cargo barges.                                      |
| <b>824</b> | Pushtow, four cargo barges<br>Combination designed for pushing/towing, facilitating the movement of four cargo barges.  |
| <b>825</b> | Pushtow, five cargo barges<br>Combination designed for pushing/towing, facilitating the movement of five cargo barges.  |
| <b>826</b> | Pushtow, six cargo barges<br>Combination designed for pushing/towing, facilitating the movement of six cargo barges.  |
| <b>827</b> | Pushtow, seven cargo barges<br>Combination designed for pushing/towing, facilitating the movement of seven cargo barges.                                      |
| <b>828</b> | Pushtow, eight cargo barges<br>Combination designed for pushing/towing, facilitating the movement of eight cargo barges.                                      |
| <b>829</b> | Pushtow, nine cargo barges<br>Combination designed for pushing/towing, facilitating the movement of nine or more cargo barges.                                |
| <b>831</b> | Pushtow, one gas/tank barge<br>Combination designed for pushing/towing, moving one tanker or gas barge.   |
| <b>832</b> | Pushtow, two barges at least one tanker or gas barge<br>Combination designed for pushing/towing, moving two barges of which at least one tanker or gas barge. |
-

---

**CL05 Transport means description code (UNECE Recommendation 28)**
**Code specifying the means of transport.**


---

- |            |   |
|------------|---|
| <b>833</b> | <p>Pushtow, three barges at least one tanker or gas barge</p> <p>Combination designed for pushing/towing, moving three barges of which at least one is a tanker or gas barge.</p>               |
| <b>834</b> | <p>Pushtow, four barges at least one tanker or gas barge</p> <p>Combination designed for pushing/towing, moving four barges of which at least one is a tanker or gas barge.</p>                 |
| <b>835</b> | <p>Pushtow, five barges at least one tanker or gas barge</p> <p>Combination designed for pushing/towing, moving five barges of which at least one is a tanker of gas barge.</p>                 |
| <b>836</b> | <p>Pushtow, six barges at least one tanker or gas barge</p> <p>Combination designed for pushing/towing, moving six barges of which at least one is a tanker or gas barge.</p>                   |
| <b>837</b> | <p>Pushtow, seven barges at least one tanker or gas barge</p> <p>Combination designed for pushing/towing, moving seven barges of which at least one is a tanker or gas barge.</p>               |
| <b>838</b> | <p>Pushtow, eight barges at least one tanker or gas barge</p> <p>Combination designed for pushing/towing, moving eight barges of which at least one is a tanker or gas barge.</p>               |
| <b>839</b> | <p>Pushtow, nine or more barges at least one tanker or gas barge</p> <p>Combination designed for pushing/towing, moving nine or more barges of which at least one is a tanker or gas barge.</p> |
| <b>840</b> | <p>Tug, single</p> <p>Vessel designed for pushing another vessel that is the only boat used for a tow.</p>  |
| <b>841</b> | <p>Tug, one or more tows</p> <p>Vessel designed for pushing another vessel that is involved in one or more concurrent tows.</p>   |
| <b>842</b> | <p>Tug, assisting a vessel or linked combination</p> <p>Vessel designed for pushing another vessel that is assisting one vessel or a combination of vessels or tugs and vessels.</p>            |
-

---

**CL05 Transport means description code (UNECE Recommendation 28)**
**Code specifying the means of transport.**


---

<b>843</b>	Pushboat, single Vessel designed for pushing.
<b>844</b>	Passenger ship, ferry, red cross ship, cruise ship Vessels designed for carrying passengers.
<b>845</b>	Service vessel, police patrol, port services Vessel designed to perform a specific dedicated service.
<b>846</b>	Vessel, work maintenance craft, floating derrick, cable-ship, buoy-ship, dredge Vessel designed to perform a specific type of work.
<b>847</b>	Object, towed, not otherwise specified An object in tow that is not otherwise specified.
<b>848</b>	Fishing boat Vessel designed for fishing.
<b>849</b>	Bunkership Vessel designed for carrying and delivering bunkers.
<b>850</b>	Barge, tanker, chemical Vessel designed to carry liquid or bulk chemicals.
<b>851</b>	Object, not otherwise specified A floating object that is not otherwise specified.
<b>1501</b>	Grain vessel Vessel designed to carry grain.
<b>1502</b>	Timber/log carrier Vessel designed to carry logs and timber.
<b>1503</b>	Wood chips vessel Vessel designed to carry wood chips.
<b>1504</b>	Steel products vessel Vessel designed to carry steel products.
<b>1505</b>	Carrier, general cargo/container Vessel designed to carry general cargo and containers.
<b>1506</b>	Temperature controlled cargo vessels Vessel designed to carry temperature-controlled cargo.
<b>1511</b>	Full container ship/cellular vessel Vessel designed to carry containers only.

---

---

<b>CL05</b>	<b>Transport means description code (UNECE Recommendation 28)</b>	
	<b>Code specifying the means of transport.</b>	
<b>1512</b>	RoRo vessel	Vessel with ramp designed to carry roll-on/roll-off cargo.
<b>1513</b>	Car carrier	Vessel designed to carry automotive vehicles or their knock-down parts.
<b>1514</b>	Livestock carrier	Vessel designed to carry livestock.
<b>1515</b>	Barge carrier - Lash ship	Vessel designed to carry barges. Lash means lighters aboard ship.
<b>1516</b>	Chemical carrier	Vessel designed to carry chemicals in bulk or drums not in tanks.
<b>1517</b>	Irradiated fuel carrier	Vessel designed to carry irradiated fuel.
<b>1518</b>	Heavy cargo vessel	Ship designed to carry heavy cargo.
<b>1519</b>	RoRo/Container vessel	Vessel designed to carry both containers and roll-on/roll-off cargo.
<b>1521</b>	Dry bulk carrier	Vessel designed to carry dry bulk (expellers).
<b>1522</b>	Ore carrier	Vessel designed to carry ore.
<b>1523</b>	Cement carrier	Vessel designed to carry cement.
<b>1524</b>	Gravel carrier	Vessel designed to carry gravel.
<b>1525</b>	Coal carrier	Vessel designed to carry coal.
<b>1531</b>	Crude oil tanker	Tanker designed to carry crude oil.
<b>1532</b>	Chemical tanker, coaster	Tanker designed to carry chemicals in coastal traffic.
<b>1533</b>	Chemical tanker, deep sea	Tanker designed to carry chemicals in deep sea.

---

---

<b>CL05</b>	<b>Transport means description code (UNECE Recommendation 28)</b>	
	<b>Code specifying the means of transport.</b>	
<b>1534</b>	Oil and other derivatives tanker	Tanker designed to carry oil and other derivatives.
<b>1541</b>	LPG tanker	Vessel designed to carry Liquefied Petroleum Gas (LPG).
<b>1542</b>	LNG tanker	Tanker designed to carry Liquefied Natural Gas (LNG).
<b>1543</b>	LNG/LPG tanker	Tanker designed to carry Liquefied Natural Gas (LNG) and Liquefied Petroleum Gas (LPG).
<b>1551</b>	Asphalt/bitumen tanker	Tanker designed asphalt and bitumen.
<b>1552</b>	Molasses tanker	Tanker designed to carry molasses.
<b>1553</b>	Vegetable oil tanker	Tanker designed to carry vegetable oil.
<b>1591</b>	Cruise ship	Passenger ship designed to carry tourists on specified routes.
<b>1592</b>	Ferry	Vessel designed to ply regularly between two or more ports.
<b>1593</b>	Other passenger ship	Vessel designed to carry passengers, not otherwise specified.
<b>1594</b>	Passenger ship, sailing	Vessel designed to carry passengers and mainly propelled by sails.
<b>1601</b>	Tug, without tow	Vessel designed to tow objects but sailing alone.
<b>1602</b>	Tug, with tow	Vessel designed to tow, and towing an object.
<b>1603</b>	Salvage vessel	Vessel designed to salvage.
<b>1604</b>	Rescue vessel	Vessel designed to effect rescue operations.

---

---

**CL05 Transport means description code (UNECE Recommendation 28)**
**Code specifying the means of transport.**


---

<b>1605</b>	Oil combat vessel Vessel designed to combat oil spills.
<b>1606</b>	Oil rig Object designed for drilling oil at sea.
<b>1607</b>	Hospital vessel Vessel designed to serve as a hospital at sea.
<b>1711</b>	Pilot boat Vessel designed to convey pilots to/from ships.
<b>1712</b>	Patrol/measure ship Vessel designed to guard, patrol or measure.
<b>1721</b>	Supply vessel Vessel designed to provide supplies.
<b>1723</b>	Offshore support vessel Vessel designed to provide offshore support.
<b>1724</b>	Pontoon Flat-bottomed vessel with a flat deck.
<b>1725</b>	Stone dumping vessel Vessel designed to dump stones.
<b>1726</b>	Cable layer Vessel designed to lay cable.
<b>1727</b>	Buoyage vessel Vessel designed to handle buoys.
<b>1728</b>	Icebreaker Vessel designed to break ice.
<b>1729</b>	Pipelaying vessel Vessel designed to lay pipe.
<b>1751</b>	Trawler Vessel designed to drag a bag-like net.
<b>1752</b>	Cutter Small vessel that sometimes can be carried on a larger ship.
<b>1753</b>	Factory ship Vessel designed as a fish factory.

---

---

<b>CL05</b>	<b>Transport means description code (UNECE Recommendation 28)</b>	
	<b>Code specifying the means of transport.</b>	
<b>1761</b>	Fishery research vessel	Vessel designed for fishery research.
<b>1762</b>	Climate registration vessel	Vessel designed for climate registration.
<b>1763</b>	Ship for environmental measurement	Vessel designed for environmental monitoring and measurement.
<b>1764</b>	Scientific vessel	Vessel designed for scientific purposes.
<b>1765</b>	Sailing school ship	Vessel designed for training, powered by sail.
<b>1766</b>	Training vessel	Vessel designed for training.
<b>1781</b>	Crane, floating	A crane mounted on a barge or pontoon.
<b>1782</b>	Dock, floating	A submersible floating structure used as a dock.
<b>2201</b>	Train, super express	Train designed for high speed.
<b>2202</b>	Train, sleeper	Passenger train that includes carriages for sleeping.
<b>2203</b>	Train, passenger, hired group	A chartered train.
<b>2301</b>	Blocktrain	Train for carrying freight to the same destination.
<b>2302</b>	Train, container	Train for carrying containers.
<b>2303</b>	Train, with one wagon	Train with a single wagon for carrying freight.
<b>2304</b>	Train, with more than one and less than 20 wagons	Train with more than one and less than 20 wagons for carrying freight.
<b>2305</b>	Train, with more than 20 wagons	Train with more than 20 wagons for carrying freight.

---

<b>CL05</b>	<b>Transport means description code (UNECE Recommendation 28)</b>	
	<b>Code specifying the means of transport.</b>	
<b>3100</b>	Truck, tautliner with removal trailer	Automotive tautline truck with trailer capable of carrying household effects.
<b>3101</b>	Truck, tautliner with removable roof and removal trailer	Automotive tautline vehicle with removable roof and a trailer capable of carrying household effects.
<b>3102</b>	Car, with caravan	Automobile towing a house trailer.
<b>3103</b>	Truck, tautliner, 25 tonne	Automotive tautline vehicle with a 25 tonne capacity.
<b>3104</b>	Truck, tautliner, 25 tonne with removable roof	Automotive tautline vehicle with a 25 tonne capacity and a removable roof.
<b>3105</b>	Lorry, articulated, flat bed, 25 tonne	Articulated automotive vehicle with a flat bed and 25 tonne capacity.
<b>3106</b>	Lorry, articulated, flat bed, 24 tonne, with 10 metre crane	Articulated automotive vehicle with a flat bed and 25 tonne capacity with a 10 metre crane attached.
<b>3107</b>	Lorry, articulated, flat bed, 24 tonne, with 15 metre crane	Articulated automotive vehicle with a flat bed and 25 tonne capacity with a 15 metre crane attached.
<b>3108</b>	Lorry, articulated, flat bed, 24 tonne, with 18 metre crane	Articulated automotive vehicle with a flat bed and 25 tonne capacity with an 18 metre crane attached.
<b>3109</b>	Lorry, articulated, flat bed, 10 tonne	Articulated automotive vehicle with a flat bed and 10 tonne capacity.
<b>3110</b>	Truck, tautliner, 25 tonne, with 90 cubic metre trailer	Automotive tautline vehicle with a 25 tonne capacity and a 90 cubic metre trailer.
<b>3111</b>	Truck, tautliner, 25 tonne, with 120 cubic metre trailer	Automotive tautline vehicle with a 25 tonne capacity and a 120 cubic metre trailer.
<b>3112</b>	Lorry, flat with trailer and 10 metre crane	Automotive vehicle with flat bed and trailer and 10 metre crane.



---

**CL05 Transport means description code (UNECE Recommendation 28)**
**Code specifying the means of transport.**


---

<b>3113</b>	Lorry, articulated with tank Articulated automotive vehicle with tank designed for carrying liquid or bulk goods.
<b>3114</b>	Lorry, flat, 15 tonne Automotive vehicle with flat bed and a 15 tonne capacity.
<b>3115</b>	Lorry, flat, 15 tonne with crane Automotive vehicle with flat bed and a 15 tonne capacity and attached crane.
<b>3116</b>	Truck, isothermic Automotive vehicle designed to carry temperature-controlled goods.
<b>3117</b>	Truck, refrigerated Automotive vehicle designed to carry refrigerated goods.
<b>3118</b>	Van, freezer Automotive vehicle designed to carry frozen goods.
<b>3119</b>	Van, isothermic Automotive vehicle designed to carry temperature-controlled goods.
<b>3120</b>	Van, refrigerated Automotive vehicle designed to carry refrigerated goods.
<b>3121</b>	Truck, bulk Automotive vehicle designed to carry bulk goods.
<b>3122</b>	Truck, tip-up Automotive vehicle designed with a tip-up capability.
<b>3123</b>	Truck, articulated, tip-up Articulated automotive vehicle designed with a tip-up capability.
<b>3124</b>	Truck, rigid, with tank Rigid automotive vehicle designed with a tank.
<b>3125</b>	Truck, tautliner Automotive vehicle with non-rigid sides.
<b>3126</b>	Truck, tautliner, with removable roof Automotive tautline vehicle with a removable roof.
<b>3127</b>	Truck, with opening floor Automotive vehicle with a floor that can be opened.
<b>3128</b>	Truck, freezer Automotive vehicle designed to carry frozen goods.

---

---

<b>CL05</b>	<b>Transport means description code (UNECE Recommendation 28)</b>	
	<b>Code specifying the means of transport.</b>	
<b>3129</b>	Truck, with crane for moving goods, without trailer	A truck with a crane for moving goods, without a trailer.
<b>3130</b>	Truck, with crane for moving goods, with trailer	A truck with a crane for moving goods, with a trailer.
<b>3131</b>	Truck, with crane for lifting goods, without trailer	A truck with a crane for lifting goods, without a trailer.
<b>3132</b>	Truck, with crane for lifting goods, with trailer	A truck with a crane for lifting goods, with a trailer.
<b>3133</b>	Taxi cab	Automotive vehicle licensed to ply for hire.
<b>3134</b>	Truck, furniture	Automotive vehicle designed for carrying furniture.
<b>3135</b>	Truck, hydrant	Automotive vehicle designed for the delivery of fuel from a fixed installation to a means of transport.
<b>3136</b>	Car	Automotive vehicle designed to carry a small number of passengers.
<b>3137</b>	Truck, with tail-lift	Automotive vehicle with a hydraulic lifting device on the rear of the vehicle for loading and unloading goods.
<b>3138</b>	Armoured vehicle	Automotive vehicle designed with fortified body for enhanced protection.
<b>3201</b>	Car, elevator	Automotive vehicle with raisable work platform.
<b>3301</b>	Bus, with trailer	Automotive vehicle with an attached trailer for carrying passengers and/or luggage.
<b>3302</b>	Bus, highway	Automotive vehicle designed for highway travel.
<b>3303</b>	Bus, sightseeing	Automotive vehicle designed for sightseeing.

---

---

**CL05 Transport means description code (UNECE Recommendation 28)**
**Code specifying the means of transport.**


---

<b>3304</b>	Bus, airport/city Automotive vehicle designed to carry passengers and their baggage between an airport and a city and return.
-------------	--

---

**3.2.8.7 CL06 – Document name code (English Only)**


---

**CL06 Document name code (UN/EDIFACT 1001)**
**Code specifying the document name.**


---

<b>1</b>	Certificate of analysis Certificate providing the values of an analysis.
<b>2</b>	Certificate of conformity Certificate certifying the conformity to predefined definitions.
<b>3</b>	Certificate of quality Certificate certifying the quality of goods, services etc.
<b>4</b>	Test report Report providing the results of a test session.
<b>5</b>	Product performance report Report specifying the performance values of products.
<b>6</b>	Product specification report Report providing specification values of products.
<b>7</b>	Process data report Reports on events during production process.
<b>8</b>	First sample test report Document/message describes the test report of the first sample.
<b>9</b>	Price/sales catalogue A document/message to enable the transmission of information regarding pricing and catalogue details for goods and services offered by a seller to a buyer.
<b>10</b>	Party information Document/message providing basic data concerning a party.
<b>11</b>	Federal label approval A pre-approved document relating to federal label approval requirements.

---

<b>CL06</b>	<b>Document name code (UN/EDIFACT 1001)</b>
<b>Code specifying the document name.</b>	
<b>12</b>	Mill certificate Certificate certifying a specific quality of agricultural products.
<b>13</b>	Post receipt Document/message which evidences the transport of goods by post (e.g. mail, parcel, etc.).
<b>14</b>	Weight certificate Certificate certifying the weight of goods.
<b>15</b>	Weight list Document/message specifying the weight of goods.
<b>16</b>	Certificate Document by means of which the documentary credit applicant specifies the conditions for the certificate and by whom the certificate is to be issued.
<b>17</b>	Combined certificate of value and origin Document identifying goods in which the issuing authority expressly certifies that  the goods originate in a specific country or part of, or group of countries. It also  states the price and/or cost of the goods with the purpose of determining the customs origin.
<b>18</b>	Movement certificate A.TR.1 Specific form of transit declaration issued by the exporter (movement certificate).
<b>19</b>	Certificate of quantity Certificate certifying the quantity of goods, services etc.
<b>20</b>	Quality data message Usage of QALITY-message.
<b>21</b>	Query Request information based on defined criteria.
<b>22</b>	Response to query Document/message returned as an answer to a question.
<b>23</b>	Status information Information regarding the status of a related message.

---

<b>CL06</b>	<b>Document name code (UN/EDIFACT 1001)</b>
<b>Code specifying the document name.</b>	
<b>24</b>	Restow Message/document identifying containers that have been unloaded and then reloaded onto the same means of transport.
<b>25</b>	Container discharge list Message/document itemising containers to be discharged from vessel.
<b>26</b>	Corporate superannuation contributions advice Document/message providing contributions advice used for corporate superannuation schemes.
<b>27</b>	Industry superannuation contributions advice Document/message providing contributions advice used for superannuation schemes which are industry wide.
<b>28</b>	Corporate superannuation member maintenance message Member maintenance message used for corporate superannuation schemes.
<b>29</b>	Industry superannuation member maintenance message Member maintenance message used for industry wide superannuation schemes.
<b>30</b>	Life insurance payroll deductions advice Payroll deductions advice used in the life insurance industry.
<b>31</b>	Underbond request A Message/document requesting to move cargo from one Customs control point to another.
<b>32</b>	Underbond approval A message/document issuing Customs approval to move cargo from one Customs control point to another.
<b>33</b>	Certificate of sealing of export meat lockers Document / message issued by the authority in the exporting country evidencing the sealing of export meat lockers.
<b>34</b>	Cargo status Message identifying the status of cargo.
<b>35</b>	Inventory report A message specifying information relating to held inventories.

---

<b>CL06</b>	<b>Document name code (UN/EDIFACT 1001)</b>
<b>Code specifying the document name.</b>	
<b>36</b>	Identity card Official document to identify a person.
<b>37</b>	Response to a trade statistics message Document/message in which the competent national authorities provide a declarant with an acceptance or a rejection about a received declaration for European statistical purposes.
<b>38</b>	Vaccination certificate Official document proving immunisation against certain diseases.
<b>39</b>	Passport An official document giving permission to travel in foreign countries.
<b>40</b>	Driving licence (national) An official document giving permission to drive a car in a given country.
<b>41</b>	Driving licence (international) An official document giving a native of one country permission to drive a vehicle in certain other countries.
<b>42</b>	Free pass A document giving free access to a service.
<b>43</b>	Season ticket A document giving access to a service for a determined period of time.
<b>44</b>	Transport status report (1125) A message to report the transport status and/or change in the transport status (i.e. event) between agreed parties.
<b>45</b>	Transport status request (1127) A message to request a transport status report (e.g. through the national multimodal status report message IFSTA).
<b>46</b>	Banking status A banking status document and/or message.
<b>47</b>	Extra-Community trade statistical declaration Document/message in which a declarant provides information about extra-Community trade of goods required by the body responsible for the collection of trade statistics. Trade by a country in the European Union with a country outside the European Union.

---

**CL06 Document name code (UN/EDIFACT 1001)**
**Code specifying the document name.**


---

- |           |  |
|-----------|--|
| <b>48</b> | Written instructions in conformance with ADR article number 10385<br>Written instructions relating to dangerous goods and defined in the European Agreement of Dangerous Transport by Road known as ADR (Accord europeen relatif au transport international des marchandises Dangereuses par Route). |
| <b>49</b> | Damage certification<br>Official certification that damages to the goods to be transported have been discovered.   |
| <b>50</b> | Validated priced tender<br>A validated priced tender.  |
| <b>51</b> | Price/sales catalogue response<br>A document providing a response to a previously sent price/sales catalogue.  |
| <b>52</b> | Price negotiation result<br>A document providing the result of price negotiations.   |
| <b>53</b> | Safety and hazard data sheet<br>Document or message to supply advice on a dangerous or hazardous material to industrial customers so as to enable them to take measures to protect their employees and the environment from any potential harmful effects from these material.                       |
| <b>54</b> | Legal statement of an account<br>A statement of an account containing the booked items as in the ledger of the account servicing financial institution.  |
| <b>55</b> | Listing statement of an account<br>A statement from the account servicing financial institution containing items pending to be booked.   |
| <b>56</b> | Closing statement of an account<br>Last statement of a period containing the interest calculation and the final balance of the last entry date.  |
| <b>57</b> | Transport equipment on-hire report<br>Report on the movement of containers or other items of transport equipment to record physical movement activity and establish the beginning of a rental period.  |
| <b>58</b> | Transport equipment off-hire report<br>Report on the movement of containers or other items of transport equipment to record physical movement activity and establish the end of a rental period.   |
-

<b>CL06</b>	<b>Document name code (UN/EDIFACT 1001)</b>
<b>Code specifying the document name.</b>	
<b>59</b>	Treatment - nil outturn No shortage, surplus or damaged outturn resulting from container vessel unpacking.
<b>60</b>	Treatment - time-up underbond Movement type indicator: goods are moved under customs control for warehousing due to being time-up.
<b>61</b>	Treatment - underbond by sea Movement type indicator: goods are to move by sea under customs control to a customs office where formalities will be completed.
<b>62</b>	Treatment - personal effect Cargo consists of personal effects.
<b>63</b>	Treatment - timber Cargo consists of timber.
<b>64</b>	Preliminary credit assessment Document/message issued either by a factor to indicate his preliminary credit assessment on a buyer, or by a seller to request a factor's preliminary credit assessment on a buyer.
<b>65</b>	Credit cover Document/message issued either by a factor to give a credit cover on a buyer, or by a seller to request a factor's credit cover.
<b>66</b>	Current account Document/message issued by a factor to indicate the money movements of a seller's or another factor's account with him.
<b>67</b>	Commercial dispute Document/message issued by a party (usually the buyer) to indicate that one or more invoices or one or more credit notes are disputed for payment.
<b>68</b>	Chargeback Document/message issued by a factor to a seller or to another factor to indicate that the rest of the amounts of one or more invoices uncollectable from buyers are charged back to clear the invoice(s) off the ledger.
<b>69</b>	Reassignment Document/message issued by a factor to a seller or to another factor to reassign an invoice or credit note previously assigned to him.



---

<b>CL06</b>	<b>Document name code (UN/EDIFACT 1001)</b>
<b>Code specifying the document name.</b>	
<b>70</b>	Collateral account Document message issued by a factor to indicate the movements of invoices, credit notes and payments of a seller's account.
<b>71</b>	Request for payment Document/message issued by a creditor to a debtor to request payment of one or more invoices past due.
<b>72</b>	Unship permit A message or document issuing permission to unship cargo.
<b>73</b>	Statistical definitions Transmission of one or more statistical definitions.
<b>74</b>	Statistical data Transmission of one or more items of data or data sets.
<b>75</b>	Request for statistical data Request for one or more items or data sets of statistical data.
<b>76</b>	Call-off delivery Document/message to provide split quantities and delivery dates referring to a previous delivery instruction.
<b>77</b>	Consignment status report Message covers information about the consignment status.
<b>78</b>	Inventory movement advice Advice of inventory movements.
<b>79</b>	Inventory status advice Advice of stock on hand.
<b>80</b>	Debit note related to goods or services Debit information related to a transaction for goods or services to the relevant party.
<b>81</b>	Credit note related to goods or services Document message used to provide credit information related to a transaction for goods or services to the relevant party.
<b>82</b>	Metered services invoice Document/message claiming payment for the supply of metered services (e.g., gas, electricity, etc.) supplied to a fixed meter whose consumption is measured over a period of time.

---

---

<b>CL06</b>	<b>Document name code (UN/EDIFACT 1001)</b>
<b>Code specifying the document name.</b>	
<b>83</b>	<p>Credit note related to financial adjustments</p> <p>Document message for providing credit information related to financial adjustments to the relevant party, e.g., bonuses.</p>
<b>84</b>	<p>Debit note related to financial adjustments</p> <p>Document/message for providing debit information related to financial adjustments to the relevant party.</p>
<b>85</b>	<p>Customs manifest</p> <p>Message/document identifying a customs manifest. The document itemises a list of cargo prepared by shipping companies from bills of landing and presented to customs for formal report of cargo.</p>
<b>86</b>	<p>Vessel unpack report</p> <p>A document code to indicate that the message being transmitted identifies all short and surplus cargoes off-loaded from a vessel at a specified discharging port.</p>
<b>87</b>	<p>General cargo summary manifest report</p> <p>A document code to indicate that the message being transmitted is summary manifest information for general cargo.</p>
<b>88</b>	<p>Consignment unpack report</p> <p>A document code to indicate that the message being transmitted is a consignment unpack report only.</p>
<b>89</b>	<p>Meat and meat by-products sanitary certificate</p> <p>Document or message issued by the competent authority in the exporting country evidencing that meat or meat by-products comply with the requirements set by the importing country.</p>
<b>90</b>	<p>Meat food products sanitary certificate</p> <p>Document or message issued by the competent authority in the exporting country evidencing that meat food products comply with the requirements set by the importing country.</p>

---

---

**CL06 Document name code (UN/EDIFACT 1001)**
**Code specifying the document name.**


---

<b>91</b>	<p>Poultry sanitary certificate</p> <p>Document or message issued by the competent authority in the exporting country evidencing that poultry products comply with the requirements set by the importing country.</p>
<b>92</b>	<p>Horsemeat sanitary certificate</p> <p>Document or message issued by the competent authority in the exporting country evidencing that horsemeat products comply with the requirements set by the importing country.</p>
<b>93</b>	<p>Casing sanitary certificate</p> <p>Document or message issued by the competent authority in the exporting country evidencing that casing products comply with the requirements set by the importing country.</p>
<b>94</b>	<p>Pharmaceutical sanitary certificate</p> <p>Document or message issued by the competent authority in the exporting country evidencing that pharmaceutical products comply with the requirements set by the importing country.</p>
<b>95</b>	<p>Inedible sanitary certificate</p> <p>Document or message issued by the competent authority in the exporting country evidencing that inedible products comply with the requirements set by the importing country.</p>
<b>96</b>	<p>Impending arrival</p> <p>Notification of impending arrival details for vessel.</p>
<b>97</b>	<p>Means of transport advice</p> <p>Message reporting the means of transport used to carry goods or cargo.</p>
<b>98</b>	<p>Arrival information</p> <p>Message reporting the arrival details of goods or cargo.</p>
<b>99</b>	<p>Cargo release notification</p> <p>Message/document sent by the cargo handler indicating that the cargo has moved from a Customs controlled premise.</p>

---

<b>CL06</b>	<b>Document name code (UN/EDIFACT 1001)</b>
<b>Code specifying the document name.</b>	
<b>100</b>	Excise certificate Certificate asserting that the goods have been submitted to the excise authorities before departure from the exporting country or before delivery in case of import traffic.
<b>101</b>	Registration document An official document providing registration details.
<b>102</b>	Tax notification Used to specify that the message is a tax notification.
<b>103</b>	Transport equipment direct interchange report Report on the movement of containers or other items of transport equipment being exchanged, establishing relevant rental periods.
<b>104</b>	Transport equipment impending arrival advice Advice that containers or other items of transport equipment may be expected to be delivered to a certain location.
<b>105</b>	Purchase order Document/message issued within an enterprise to initiate the purchase of articles, materials or services required for the production or manufacture of goods to be offered for sale or otherwise supplied to customers.
<b>106</b>	Transport equipment damage report Report of damaged items of transport equipment that have been returned.
<b>107</b>	Transport equipment maintenance and repair work estimate advice Advice providing estimates of transport equipment maintenance and repair costs.
<b>108</b>	Transport equipment empty release instruction Instruction to release an item of empty transport equipment to a specified party or parties.
<b>109</b>	Transport movement gate in report Report on the inward movement of cargo, containers or other items of transport equipment which have been delivered to a facility by an inland carrier.
<b>110</b>	Manufacturing instructions Document/message issued within an enterprise to initiate the manufacture of goods to be offered for sale.

---

**CL06 Document name code (UN/EDIFACT 1001)**
**Code specifying the document name.**


---

- |            |   |
|------------|---|
| <b>111</b> | <p>Transport movement gate out report</p> <p>Report on the outward movement of cargo, containers or other items of transport equipment (either full or empty) which have been picked up by an inland carrier.</p> |
| <b>112</b> | <p>Transport equipment unpacking instruction</p> <p>Instruction to unpack specified cargo from specified containers or other items of transport equipment.</p>  |
| <b>113</b> | <p>Transport equipment unpacking report</p> <p>Report on the completion of unpacking specified containers or other items of transport equipment.</p>  |
| <b>114</b> | <p>Transport equipment pick-up availability request</p> <p>Request for confirmation that an item of transport equipment will be available for collection.</p>   |
| <b>115</b> | <p>Transport equipment pick-up availability confirmation</p> <p>Confirmation that an item of transport equipment is available for collection.</p>   |
| <b>116</b> | <p>Transport equipment pick-up report</p> <p>Report that an item of transport equipment has been collected.</p>   |
| <b>117</b> | <p>Transport equipment shift report</p> <p>Report on the movement of containers or other items of transport within a facility.</p>  |
| <b>118</b> | <p>Transport discharge instruction</p> <p>Instruction to unload specified cargo, containers or transport equipment from a means of transport.</p>   |
| <b>119</b> | <p>Transport discharge report</p> <p>Report on cargo, containers or transport equipment unloaded from a particular means of transport.</p>  |
| <b>120</b> | <p>Stores requisition</p> <p>Document/message issued within an enterprise ordering the taking out of stock of goods.</p>  |
| <b>121</b> | <p>Transport loading instruction</p> <p>Instruction to load cargo, containers or transport equipment onto a means of transport.</p>   |
-

<b>CL06</b>	<b>Document name code (UN/EDIFACT 1001)</b>
<b>Code specifying the document name.</b>	
<b>122</b>	Transport loading report Report on completion of loading cargo, containers or other transport equipment onto a means of transport.
<b>123</b>	Transport equipment maintenance and repair work authorisation Authorisation to have transport equipment repaired or to have maintenance performed.
<b>124</b>	Transport departure report Report of the departure of a means of transport from a particular facility.
<b>125</b>	Transport empty equipment advice Advice that an item or items of empty transport equipment are available for return.
<b>126</b>	Transport equipment acceptance order Order to accept items of transport equipment which are to be delivered by an inland carrier (rail, road or barge) to a specified facility.
<b>127</b>	Transport equipment special service instruction Instruction to perform a specified service or services on an item or items of transport equipment.
<b>128</b>	Transport equipment stock report Report on the number of items of transport equipment stored at one or more locations.
<b>129</b>	Transport cargo release order Order to release cargo or items of transport equipment to a specified party.
<b>130</b>	Invoicing data sheet Document/message issued within an enterprise containing data about goods sold, to be used as the basis for the preparation of an invoice.
<b>131</b>	Transport equipment packing instruction Instruction to pack cargo into a container or other item of transport equipment.
<b>132</b>	Customs clearance notice Notification of customs clearance of cargo or items of transport equipment.
<b>133</b>	Customs documents expiration notice Notice specifying expiration of Customs documents relating to cargo or items of transport equipment.

---

<b>CL06</b>	<b>Document name code (UN/EDIFACT 1001)</b>
<b>Code specifying the document name.</b>	
<b>134</b>	Transport equipment on-hire request Request for transport equipment to be made available for hire.
<b>135</b>	Transport equipment on-hire order Order to release empty items of transport equipment for on-hire to a lessee, and authorising collection by or on behalf of a specified party.
<b>136</b>	Transport equipment off-hire request Request to terminate the lease on an item of transport equipment at a specified time.
<b>137</b>	Transport equipment survey order Order to perform a survey on specified items of transport equipment.
<b>138</b>	Transport equipment survey order response Response to an order to conduct a survey of transport equipment.
<b>139</b>	Transport equipment survey report Survey report of specified items of transport equipment.
<b>140</b>	Packing instructions Document/message within an enterprise giving instructions on how goods are to be packed.
<b>141</b>	Advising items to be booked to a financial account A document and/or message advising of items which have to be booked to a financial account.
<b>142</b>	Transport equipment maintenance and repair work estimate order Order to draw up an estimate of the costs of maintenance or repair of transport equipment.
<b>143</b>	Transport equipment maintenance and repair notice Report of transport equipment which has been repaired or has had maintenance performed.
<b>144</b>	Empty container disposition order Order to make available empty containers.
<b>145</b>	Cargo vessel discharge order Order that the containers or cargo specified are to be discharged from a vessel.
<b>146</b>	Cargo vessel loading order Order that specified cargo, containers or groups of containers are to be loaded in or on a vessel.

---

---

<b>CL06</b>	<b>Document name code (UN/EDIFACT 1001)</b>
<b>Code specifying the document name.</b>	
<b>147</b>	Multidrop order One purchase order that contains the orders of two or more vendors and the associated delivery points for each.
<b>148</b>	Bailment contract A document authorizing the bailing of goods.
<b>149</b>	Basic agreement A document indicating an agreement containing basic terms and conditions applicable to future contracts between two parties.
<b>150</b>	Internal transport order Document/message giving instructions about the transport of goods within an enterprise.
<b>151</b>	Grant A document indicating the granting of funds.
<b>152</b>	Indefinite delivery indefinite quantity contract A document indicating a contract calling for the indefinite deliveries of indefinite quantities of goods.
<b>153</b>	Indefinite delivery definite quantity contract A document indicating a contract calling for indefinite deliveries of definite quantities.
<b>154</b>	Requirements contract A document indicating a requirements contract that authorizes the filling of all purchase requirements during a specified contract period.
<b>155</b>	Task order A document indicating an order that tasks a contractor to perform a specified function.
<b>156</b>	Make or buy plan A document indicating a plan that identifies which items will be made and which items will be bought.
<b>157</b>	Subcontractor plan A document indicating a plan that identifies the manufacturer's subcontracting strategy for a specific contract.

---



---

**CL06 Document name code (UN/EDIFACT 1001)**
**Code specifying the document name.**


---

<b>158</b>	Cost data summary A document indicating a summary of cost data.
<b>159</b>	Certified cost and price data A document indicating cost and price data whose accuracy has been certified.
<b>160</b>	Wage determination A document indicating a determination of the wages to be paid.
<b>161</b>	Contract Funds Status Report (CFSR) A report to provide the status of funds applicable to the contract.
<b>162</b>	Certified inspection and test results A certification as to the accuracy of inspection and test results.
<b>163</b>	Material inspection and receiving report A report that is both an inspection report for materials and a receiving document.
<b>164</b>	Purchasing specification A document indicating a specification used to purchase an item.
<b>165</b>	Payment or performance bond A document indicating a bond that guarantees the payment of monies or a performance.
<b>166</b>	Contract security classification specification A document that indicates the specification contains the security and classification requirements for a contract.
<b>167</b>	Manufacturing specification A document indicating the specification of how an item is to be manufactured.
<b>168</b>	Buy America certificate of compliance A document certifying that more than 50 percent of the cost of an item is attributed to US origin.
<b>169</b>	Container off-hire notice Notice to return leased containers.
<b>170</b>	Cargo acceptance order Order to accept cargo to be delivered by a carrier.
<b>171</b>	Pick-up notice Notice specifying the pick-up of released cargo or containers from a certain address.

---

<b>CL06</b>	<b>Document name code (UN/EDIFACT 1001)</b>
<b>Code specifying the document name.</b>	
<b>172</b>	<p>Authorisation to plan and suggest orders</p> <p>Document or message that authorises receiver to plan orders, based on information in this message, and send these orders as suggestions to the sender.</p>
<b>173</b>	<p>Authorisation to plan and ship orders</p> <p>Document or message that authorises receiver to plan and ship orders based on information in this message.</p>
<b>174</b>	<p>Drawing</p> <p>The document or message is a drawing.</p>
<b>175</b>	<p>Cost Performance Report (CPR) format 2</p> <p>A report identifying the cost performance on a contract at specified levels of the work breakdown structure (format 2 - organizational categories).</p>
<b>176</b>	<p>Cost Schedule Status Report (CSSR)</p> <p>A report providing the status of the cost and schedule applicable to a contract.</p>
<b>177</b>	<p>Cost Performance Report (CPR) format 1</p> <p>A report identifying the cost performance on a contract including the current month's values at specified levels of the work breakdown structure (format 1 - work breakdown structure).</p>
<b>178</b>	<p>Cost Performance Report (CPR) format 3</p> <p>A report identifying the cost performance on a contract that summarizes changes to a contract over a given reporting period with beginning and ending values (format 3 - baseline).</p>
<b>179</b>	<p>Cost Performance Report (CPR) format 4</p> <p>A report identifying the cost performance on a contract including forecasts of labour requirements for the remaining portion of the contract (format 4 - staffing).</p>
<b>180</b>	<p>Cost Performance Report (CPR) format 5</p> <p>A report identifying the cost performance on a contract that summarizes cost or schedule variances (format 5 - explanations and problem analysis).</p>
<b>181</b>	<p>Progressive discharge report</p> <p>Document or message progressively issued by the container terminal operator in charge of discharging a vessel identifying containers that have been discharged from a specific vessel at that point in time.</p>

---

<b>CL06</b>	<b>Document name code (UN/EDIFACT 1001)</b>
<b>Code specifying the document name.</b>	
<b>182</b>	Balance confirmation Confirmation of a balance at an entry date.
<b>183</b>	Container stripping order Order to unload goods from a container.
<b>184</b>	Container stuffing order Order to stuff specified goods or consignments in a container.
<b>185</b>	Conveyance declaration (arrival) Declaration to the public authority upon arrival of the conveyance.
<b>186</b>	Conveyance declaration (departure) Declaration to the public authority upon departure of the conveyance.
<b>187</b>	Conveyance declaration (combined) Combined declaration of arrival and departure to the public authority.
<b>188</b>	Project recovery plan A project plan for recovery after a delay or problem resolution.
<b>189</b>	Project production plan A project plan for the production of goods.
<b>190</b>	Statistical and other administrative internal documents Documents/messages issued within an enterprise for the for the purpose of collection of production and other internal statistics, and for other administration purposes.
<b>191</b>	Project master schedule A high level, all encompassing master schedule of activities to complete a project.
<b>192</b>	Priced alternate tender bill of quantity A priced tender based upon an alternate specification.
<b>193</b>	Estimated priced bill of quantity An estimate based upon a detailed, quantity based specification (bill of quantity).
<b>194</b>	Draft bill of quantity Document/message providing a draft bill of quantity, issued in an unpriced form.
<b>195</b>	Documentary credit collection instruction Instruction for the collection of the documentary credit.

---

---

<b>CL06</b>	<b>Document name code (UN/EDIFACT 1001)</b>
<b>Code specifying the document name.</b>	
<b>196</b>	Request for an amendment of a documentary credit Request for an amendment of a documentary credit.
<b>197</b>	Documentary credit amendment information Documentary credit amendment information.
<b>198</b>	Advice of an amendment of a documentary credit Advice of an amendment of a documentary credit.
<b>199</b>	Response to an amendment of a documentary credit Response to an amendment of a documentary credit.
<b>200</b>	Documentary credit issuance information Provides information on documentary credit issuance.
<b>201</b>	Direct payment valuation request Request to establish a direct payment valuation.
<b>202</b>	Direct payment valuation Document/message addressed, for instance, by a general contractor to the owner, in order that a direct payment be made to a subcontractor.
<b>203</b>	Provisional payment valuation Document/message establishing a provisional payment valuation.
<b>204</b>	Payment valuation Document/message establishing the financial elements of a situation of works.
<b>205</b>	Quantity valuation Document/message providing a confirmed assessment, by quantity, of the completed work for a construction contract.
<b>206</b>	Quantity valuation request Document/message providing an initial assessment, by quantity, of the completed work for a construction contract.
<b>207</b>	Contract bill of quantities - BOQ Document/message providing a formal specification identifying quantities and prices that are the basis of a contract for a construction project. BOQ means: Bill of quantity.
<b>208</b>	Unpriced bill of quantity Document/message providing a detailed, quantity based specification, issued in an unpriced form to invite tender prices.

---

<b>CL06</b>	<b>Document name code (UN/EDIFACT 1001)</b>
<b>Code specifying the document name.</b>	
<b>209</b>	<p>Priced tender BOQ</p> <p>Document/message providing a detailed, quantity based specification, updated with prices to form a tender submission for a construction contract. BOQ means: Bill of quantity.</p>
<b>210</b>	<p>Enquiry</p> <p>Document/message issued by a party interested in the purchase of goods specified therein and indicating particular, desirable conditions regarding delivery terms, etc., addressed to a prospective supplier with a view to obtaining an offer.</p>
<b>211</b>	<p>Interim application for payment</p> <p>Document/message containing a provisional assessment in support of a request for payment for completed work for a construction contract.</p>
<b>212</b>	<p>Agreement to pay</p> <p>Document/message in which the debtor expresses the intention to pay.</p>
<b>213</b>	<p>Request for financial cancellation</p> <p>The message is a request for financial cancellation.</p>
<b>214</b>	<p>Pre-authorized direct debit(s)</p> <p>The message contains pre-authorized direct debit(s).</p>
<b>215</b>	<p>Letter of intent</p> <p>Document/message by means of which a buyer informs a seller that the buyer intends to enter into contractual negotiations.</p>
<b>216</b>	<p>Approved unpriced bill of quantity</p> <p>Document/message providing an approved detailed, quantity based specification (bill of quantity), in an unpriced form.</p>
<b>217</b>	<p>Payment valuation for unscheduled items</p> <p>A payment valuation for unscheduled items.</p>
<b>218</b>	<p>Final payment request based on completion of work</p> <p>The final payment request of a series of payment requests submitted upon completion of all the work.</p>
<b>219</b>	<p>Payment request for completed units</p> <p>A request for payment for completed units.</p>

---

<b>CL06</b>	<b>Document name code (UN/EDIFACT 1001)</b>
<b>Code specifying the document name.</b>	
<b>220</b>	Order Document/message by means of which a buyer initiates a transaction with a seller involving the supply of goods or services as specified, according to conditions set out in an offer, or otherwise known to the buyer.
<b>221</b>	Blanket order Usage of document/message for general order purposes with later split into quantities and delivery dates and maybe delivery locations.
<b>222</b>	Spot order Document/message ordering the remainder of a production's batch.
<b>223</b>	Lease order Document/message for goods in leasing contracts.
<b>224</b>	Rush order Document/message for urgent ordering.
<b>225</b>	Repair order Document/message to order repair of goods.
<b>226</b>	Call off order Document/message to provide split quantities and delivery dates referring to a previous blanket order.
<b>227</b>	Consignment order Order to deliver goods into stock with agreement on payment when goods are sold out of this stock.
<b>228</b>	Sample order Document/message to order samples.
<b>229</b>	Swap order Document/message informing buyer or seller of the replacement of goods previously ordered.
<b>230</b>	Purchase order change request Change to an purchase order already sent.
<b>231</b>	Purchase order response Response to an purchase order already received.
<b>232</b>	Hire order Document/message for hiring human resources or renting goods or equipment.

---

---

<b>CL06</b>	<b>Document name code (UN/EDIFACT 1001)</b>
<b>Code specifying the document name.</b>	
<b>233</b>	Spare parts order Document/message to order spare parts.
<b>234</b>	Campaign price/sales catalogue A price/sales catalogue containing special prices which are valid only for a specified period or under specified conditions.
<b>235</b>	Container list Document or message issued by party identifying the containers for which they are responsible.
<b>236</b>	Delivery forecast A message which enables the transmission of delivery or product forecasting requirements.
<b>237</b>	Cross docking services order A document or message to order cross docking services.
<b>238</b>	Non-pre-authorized direct debit(s) The message contains non-pre-authorized direct debit(s).
<b>239</b>	Rejected direct debit(s) The message contains rejected direct debit(s).
<b>240</b>	Delivery instructions (1174) Document/message giving instruction regarding the delivery of goods.
<b>241</b>	Delivery schedule Usage of DELFOR-message.
<b>242</b>	Delivery just-in-time Usage of DELJIT-message.
<b>243</b>	Pre-authorized direct debit request(s) The message contains pre-authorized direct debit request(s).
<b>244</b>	Non-pre-authorized direct debit request(s) The message contains non-pre-authorized direct debit request(s).
<b>245</b>	Delivery release Document/message issued by a buyer releasing the despatch of goods after receipt of the Ready for despatch advice from the seller.
<b>246</b>	Settlement of a letter of credit Settlement of a letter of credit.

---

---

<b>CL06</b>	<b>Document name code (UN/EDIFACT 1001)</b>
<b>Code specifying the document name.</b>	
<b>247</b>	Bank to bank funds transfer The message is a bank to bank funds transfer.
<b>248</b>	Customer payment order(s) The message contains customer payment order(s).
<b>249</b>	Low value payment order(s) The message contains low value payment order(s) only.
<b>250</b>	Crew list declaration Declaration regarding crew members aboard the conveyance.
<b>251</b>	Inquiry This is a request for information.
<b>252</b>	Response to previous banking status message A response to a previously sent banking status message.
<b>253</b>	Project master plan A high level, all encompassing master plan to complete a project.
<b>254</b>	Project plan A plan for project work to be completed.
<b>255</b>	Project schedule A schedule of project activities to be completed.
<b>256</b>	Project planning available resources Available resources for project planning purposes.
<b>257</b>	Project planning calendar Work calendar information for project planning purposes.
<b>258</b>	Standing order An order to supply fixed quantities of products at fixed regular intervals.
<b>259</b>	Cargo movement event log A document detailing times and dates of events pertaining to a cargo movement.
<b>260</b>	Cargo analysis voyage report An analysis of the cargo for a voyage.
<b>261</b>	Self billed credit note A document which indicates that the customer is claiming credit in a self billing environment.

---



---

<b>CL06</b>	<b>Document name code (UN/EDIFACT 1001)</b>
<b>Code specifying the document name.</b>	
<b>262</b>	Consolidated credit note - goods and services Credit note for goods and services that covers multiple transactions involving more than one invoice.
<b>263</b>	Inventory adjustment status report A message detailing statuses related to the adjustment of inventory.
<b>264</b>	Transport equipment movement instruction Instruction to perform one or more different movements of transport equipment.
<b>265</b>	Transport equipment movement report Report on one or more different movements of transport equipment.
<b>266</b>	Transport equipment status change report Report on one or more changes of status associated with an item or items of transport equipment.
<b>267</b>	Fumigation certificate Certificate attesting that fumigation has been performed.
<b>268</b>	Wine certificate Certificate attesting to the quality, origin or appellation of wine.
<b>269</b>	Wool health certificate Certificate attesting that wool is free from specified risks to human or animal health.
<b>270</b>	Delivery note Paper document attached to a consignment informing the receiving party about contents of this consignment.
<b>271</b>	Packing list Document/message specifying the distribution of goods in individual packages (in trade environment the despatch advice message is used for the packing list).
<b>272</b>	New code request Requesting a new code.
<b>273</b>	Code change request Request a change to an existing code.
<b>274</b>	Simple data element request Requesting a new simple data element.
<b>275</b>	Simple data element change request Request a change to an existing simple data element.

---

---

<b>CL06</b>	<b>Document name code (UN/EDIFACT 1001)</b>
<b>Code specifying the document name.</b>	
<b>276</b>	Composite data element request Requesting a new composite data element.
<b>277</b>	Composite data element change request Request a change to an existing composite data element.
<b>278</b>	Segment request Request a new segment.
<b>279</b>	Segment change request Requesting a change to an existing segment.
<b>280</b>	New message request Request for a new message (NMR).
<b>281</b>	Message in development request Requesting a Message in Development (MiD).
<b>282</b>	Modification of existing message Requesting a change to an existing message.
<b>283</b>	Tracking number assignment report Report of assigned tracking numbers.
<b>284</b>	User directory definition Document/message defining the contents of a user directory set or parts thereof.
<b>285</b>	United Nations standard message request Requesting a United Nations Standard Message (UNSM).
<b>286</b>	Service directory definition Document/message defining the contents of a service directory set or parts thereof.
<b>287</b>	Status report Message covers information about the status.
<b>288</b>	Kanban schedule Message to describe a Kanban schedule.
<b>289</b>	Product data message A message to submit master data, a set of data that is rarely changed, to identify and describe products a supplier offers to their (potential) customer or buyer.

---

<b>CL06</b>	<b>Document name code (UN/EDIFACT 1001)</b>
<b>Code specifying the document name.</b>	
<b>290</b>	A claim for parts and/or labour charges A claim for parts and/or labour charges incurred .
<b>291</b>	Delivery schedule response A message providing a response to a previously transmitted delivery schedule.
<b>292</b>	Inspection request A message requesting a party to inspect items.
<b>293</b>	Inspection report A message informing a party of the results of an inspection.
<b>294</b>	Application acknowledgement and error report A message used by an application to acknowledge reception of a message and/or to report any errors.
<b>295</b>	Price variation invoice An invoice which requests payment for the difference in price between an original invoice and the result of the application of a price variation formula.
<b>296</b>	Credit note for price variation A credit note which is issued against a price variation invoice.
<b>297</b>	Instruction to collect A message instructing a party to collect goods.
<b>298</b>	Dangerous goods list Listing of all details of dangerous goods carried.
<b>299</b>	Registration renewal Code specifying the continued validity of previously submitted registration information.
<b>300</b>	Registration change Code specifying the modification of previously submitted registration information.
<b>301</b>	Response to registration Code specifying a response to an occurrence of a registration message.
<b>302</b>	Implementation guideline A document specifying the criterion and format for exchanging information in an electronic data interchange syntax.
<b>303</b>	Request for transfer Document/message is a request for transfer.

<b>CL06</b>	<b>Document name code (UN/EDIFACT 1001)</b>
<b>Code specifying the document name.</b>	
<b>304</b>	<p>Cost performance report</p> <p>A report to convey cost performance data for a project or contract.</p>
<b>305</b>	<p>Application error and acknowledgement</p> <p>A message to inform a message issuer that a previously sent message has been received by the addressee's application, or that a previously sent message has been rejected by the addressee's application.</p>
<b>306</b>	<p>Cash pool financial statement</p> <p>A financial statement for a cash pool.</p>
<b>307</b>	<p>Sequenced delivery schedule</p> <p>Message to describe a sequence of product delivery.</p>
<b>308</b>	<p>Delcredere credit note</p> <p>A credit note sent to the party paying on behalf of a number of buyers.</p>
<b>309</b>	<p>Healthcare discharge report, final</p> <p>Final discharge report by healthcare provider.</p>
<b>310</b>	<p>Offer / quotation</p> <p>(1332) Document/message which, with a view to concluding a contract, sets out the conditions under which the goods are offered.</p>
<b>311</b>	<p>Request for quote</p> <p>Document/message requesting a quote on specified goods or services.</p>
<b>312</b>	<p>Acknowledgement message</p> <p>Message providing acknowledgement information at the business application level concerning the processing of a message.</p>
<b>313</b>	<p>Application error message</p> <p>Message indicating that a message was rejected due to errors encountered at the application level.</p>
<b>314</b>	<p>Cargo movement voyage summary</p> <p>A consolidated voyage summary which contains the information in a certificate of analysis, a voyage analysis and a cargo movement time log for a voyage.</p>
<b>315</b>	<p>Contract</p> <p>(1296) Document/message evidencing an agreement between the seller and the buyer for the supply of goods or services; its effects are equivalent to those of an order followed by an acknowledgement of order.</p>

<b>CL06</b>	<b>Document name code (UN/EDIFACT 1001)</b>
<b>Code specifying the document name.</b>	
<b>316</b>	Application for usage of berth or mooring facilities Document to apply for usage of berth or mooring facilities.
<b>317</b>	Application for designation of berthing places Document to apply for designation of berthing places.
<b>318</b>	Application for shifting from the designated place in port Document to apply for shifting from the designated place in port.
<b>319</b>	Supplementary document for application for cargo operation of dangerous goods Supplementary document to apply for cargo operation of dangerous goods.
<b>320</b>	Acknowledgement of order Document/message acknowledging an undertaking to fulfil an order and confirming conditions or acceptance of conditions.
<b>321</b>	Supplementary document for application for transport of dangerous goods Supplementary document to apply for transport of dangerous goods.
<b>322</b>	Optical Character Reading (OCR) payment Payment effected by an Optical Character Reading (OCR) document.
<b>323</b>	Preliminary sales report Preliminary sales report sent before all the information is available.
<b>324</b>	Transport emergency card Official document specifying, for a given dangerous goods item, information such as nature of hazard, protective devices, actions to be taken in case of accident, spillage or fire and first aid to be given.
<b>325</b>	Proforma invoice Document/message serving as a preliminary invoice, containing - on the whole - the same information as the final invoice, but not actually claiming payment.
<b>326</b>	Partial invoice Document/message specifying details of an incomplete invoice.
<b>327</b>	Operating instructions Document/message describing instructions for operation.
<b>328</b>	Name/product plate Plates on goods identifying and describing an article.

---

<b>CL06</b>	<b>Document name code (UN/EDIFACT 1001)</b>
<b>Code specifying the document name.</b>	
<b>329</b>	Co-insurance ceding bordereau The document or message contains a bordereau describing co-insurance ceding information.
<b>330</b>	Request for delivery instructions Document/message issued by a supplier requesting instructions from the buyer regarding the details of the delivery of goods ordered.
<b>331</b>	Commercial invoice which includes a packing list Commercial transaction (invoice) will include a packing list.
<b>332</b>	Trade data Document/message is for trade data.
<b>333</b>	Customs declaration for cargo examination Declaration provided to customs for cargo examination.
<b>334</b>	Customs declaration for cargo examination, alternate Alternate declaration provided to customs for cargo examination.
<b>335</b>	Booking request Document/message issued by a supplier to a carrier requesting space to be reserved for a specified consignment, indicating desirable conveyance, despatch time, etc.
<b>336</b>	Customs crew and conveyance Document/message contains information regarding the crew list and conveyance.
<b>337</b>	Customs summary declaration with commercial detail, alternate Alternate Customs declaration summary with commercial transaction details.
<b>338</b>	Items booked to a financial account report A message reporting items which have been booked to a financial account.
<b>339</b>	Report of transactions which need further information from the receiver A message reporting transactions which need further information from the receiver.
<b>340</b>	Shipping instructions (1121) Document/message advising details of cargo and exporter's requirements for its physical movement.

---

---

<b>CL06</b>	<b>Document name code (UN/EDIFACT 1001)</b>
<b>Code specifying the document name.</b>	
<b>341</b>	<p>Shipper's letter of instructions (air)</p> <p>Document/message issued by a consignor in which he gives details of a consignment of goods that enables an airline or its agent to prepare an air waybill.</p>
<b>342</b>	<p>Report of transactions for information only</p> <p>A message reporting transactions for information only.</p>
<b>343</b>	<p>Cartage order (local transport)</p> <p>Document/message giving instructions regarding local transport of goods, e.g. from the premises of an enterprise to those of a carrier undertaking further transport.</p>
<b>344</b>	<p>EDI associated object administration message</p> <p>A message giving additional information about the exchange of an EDI associated object.</p>
<b>345</b>	<p>Ready for despatch advice</p> <p>Document/message issued by a supplier informing a buyer that goods ordered are ready for despatch.</p>
<b>346</b>	<p>Summary sales report</p> <p>Sales report containing summaries for several earlier sent sales reports.</p>
<b>347</b>	<p>Order status enquiry</p> <p>A message enquiring the status of previously sent orders.</p>
<b>348</b>	<p>Order status report</p> <p>A message reporting the status of previously sent orders.</p>
<b>349</b>	<p>Declaration regarding the inward and outward movement of vessel</p> <p>Document to declare inward and outward movement of a vessel.</p>
<b>350</b>	<p>Despatch order</p> <p>Document/message issued by a supplier initiating the despatch of goods to a buyer (consignee).</p>
<b>351</b>	<p>Despatch advice</p> <p>Document/message by means of which the seller or consignor informs the consignee about the despatch of goods.</p>
<b>352</b>	<p>Notification of usage of berth or mooring facilities</p> <p>Document to notify usage of berth or mooring facilities.</p>

---

<b>CL06</b>	<b>Document name code (UN/EDIFACT 1001)</b>
<b>Code specifying the document name.</b>	
<b>353</b>	Application for vessel's entering into port area in night- time Document to apply for vessel's entering into port area in night-time.
<b>354</b>	Notification of emergency shifting from the designated place in port Document to notify shifting from designated place in port once secured at the designated place.
<b>355</b>	Customs summary declaration without commercial detail, alternate Alternate Customs declaration summary without any commercial transaction details.
<b>356</b>	Performance bond A document that guarantees performance.
<b>357</b>	Payment bond A document that guarantees the payment of monies.
<b>358</b>	Healthcare discharge report, preliminary Preliminary discharge report by healthcare provider.
<b>359</b>	Request for provision of a health service Document containing request for provision of a health service.
<b>360</b>	Request for price quote Document/message requesting price conditions under which goods are offered.
<b>361</b>	Price quote Document/message confirming price conditions under which goods are offered.
<b>362</b>	Delivery quote Document/message confirming delivery conditions under which goods are offered.
<b>363</b>	Price and delivery quote Document/message confirming price and delivery conditions under which goods are offered.
<b>364</b>	Contract price quote Document/message confirming contractual price conditions under which goods are offered.
<b>365</b>	Contract price and delivery quote Document/message confirming contractual price conditions and contractual delivery conditions under which goods are offered.



<b>CL06</b>	<b>Document name code (UN/EDIFACT 1001)</b>
<b>Code specifying the document name.</b>	
<b>366</b>	Price quote, specified end-customer Document/message confirming price conditions under which goods are offered, provided that they are sold to the end-customer specified on the quote.
<b>367</b>	Price and delivery quote, specified end-customer Document/message confirming price conditions and delivery conditions under which goods are offered, provided that they are sold to the end-customer specified on the quote.
<b>368</b>	Price quote, ship and debit Document/message from a supplier to a distributor confirming price conditions under which goods can be sold by a distributor to the end-customer specified on the quote with compensation for loss of inventory value.
<b>369</b>	Price and delivery quote, ship and debit Document/message from a supplier to a distributor confirming price conditions and delivery conditions under which goods can be sold by a distributor to the end-customer specified on the quote with compensation for loss of inventory value.
<b>370</b>	Advice of distribution of documents Document/message in which the party responsible for the issue of a set of trade documents specifies the various recipients of originals and copies of these documents, with an indication of the number of copies distributed to each of them.
<b>371</b>	Plan for provision of health service Document containing a plan for provision of health service.
<b>372</b>	Prescription Instructions for the dispensing and use of medicine or remedy.
<b>373</b>	Prescription request Request to issue a prescription for medicine or remedy.
<b>374</b>	Prescription dispensing report Document containing information of products dispensed according to a prescription.
<b>375</b>	Certificate of shipment (1109) Certificate providing confirmation that a consignment has been shipped.

<b>CL06</b>	<b>Document name code (UN/EDIFACT 1001)</b>
<b>Code specifying the document name.</b>	
<b>376</b>	<p>Standing inquiry on product information</p> <p>A product inquiry which stands until it is cancelled.</p>
<b>377</b>	<p>Party credit information</p> <p>Document/message providing data concerning the credit information of a party.</p>
<b>378</b>	<p>Party payment behaviour information</p> <p>Document/message providing data concerning the payment behaviour of a party.</p>
<b>379</b>	<p>Request for metering point information</p> <p>Message to request information about a metering point.</p>
<b>380</b>	<p>Commercial invoice</p> <p>(1334) Document/message claiming payment for goods or services supplied under conditions agreed between seller and buyer.</p>
<b>381</b>	<p>Credit note</p> <p>(1113) Document/message for providing credit information to the relevant party.</p>
<b>382</b>	<p>Commission note</p> <p>(1111) Document/message in which a seller specifies the amount of commission, the percentage of the invoice amount, or some other basis for the calculation of the commission to which a sales agent is entitled.</p>
<b>383</b>	<p>Debit note</p> <p>Document/message for providing debit information to the relevant party.</p>
<b>384</b>	<p>Corrected invoice</p> <p>Commercial invoice that includes revised information differing from an earlier submission of the same invoice.</p>
<b>385</b>	<p>Consolidated invoice</p> <p>Commercial invoice that covers multiple transactions involving more than one vendor.</p>
<b>386</b>	<p>Prepayment invoice</p> <p>An invoice to pay amounts for goods and services in advance; these amounts will be subtracted from the final invoice.</p>
<b>387</b>	<p>Hire invoice</p> <p>Document/message for invoicing the hiring of human resources or renting goods or equipment.</p>

---

<b>CL06</b>	<b>Document name code (UN/EDIFACT 1001)</b>
<b>Code specifying the document name.</b>	
<b>388</b>	Tax invoice An invoice for tax purposes.
<b>389</b>	Self-billed invoice An invoice the invoicee is producing instead of the seller.
<b>390</b>	Delcredere invoice An invoice sent to the party paying for a number of buyers.
<b>391</b>	Metering point information response Response to a request for information about a metering point.
<b>392</b>	Notification of change of supplier A notification of a change of supplier.
<b>393</b>	Factored invoice Invoice assigned to a third party for collection.
<b>394</b>	Lease invoice Usage of INVOIC-message for goods in leasing contracts.
<b>395</b>	Consignment invoice Commercial invoice that covers a transaction other than one involving a sale.
<b>396</b>	Factored credit note Credit note related to assigned invoice(s).
<b>397</b>	Commercial account summary response A document providing a response to a previously sent commercial account summary message.
<b>398</b>	Cross docking despatch advice Document by means of which the supplier or consignor informs the buyer, consignee or the distribution centre about the despatch of goods for cross docking.
<b>399</b>	Transshipment despatch advice Document by means of which the supplier or consignor informs the buyer, consignee or the distribution centre about the despatch of goods for transshipment.
<b>400</b>	Exceptional order An order which falls outside the framework of an agreement.

---

<b>CL06</b>	<b>Document name code (UN/EDIFACT 1001)</b>
<b>Code specifying the document name.</b>	
<b>401</b>	<p>Pre-packed cross docking order</p> <p>An order requesting the supply of products packed according to the final delivery point which will be moved across a dock in a distribution centre without further handling.</p>
<b>402</b>	<p>Intermediate handling cross docking order</p> <p>An order requesting the supply of products which will be moved across a dock, de-consolidated and re-consolidated according to the final delivery location requirements.</p>
<b>403</b>	<p>Means of transportation availability information</p> <p>Information giving the various availabilities of a means of transportation.</p>
<b>404</b>	<p>Means of transportation schedule information</p> <p>Information giving the various schedules of a means of transportation.</p>
<b>405</b>	<p>Transport equipment delivery notice</p> <p>Notification regarding the delivery of transport equipment.</p>
<b>406</b>	<p>Notification to supplier of contract termination</p> <p>Notification to the supplier regarding the termination of a contract.</p>
<b>407</b>	<p>Notification to supplier of metering point changes</p> <p>Notification to the supplier about changes regarding a metering point.</p>
<b>408</b>	<p>Notification of meter change</p> <p>Notification about the change of a meter.</p>
<b>409</b>	<p>Instructions for bank transfer</p> <p>Document/message containing instructions from a customer to his bank to pay an amount in a specified currency to a nominated party in another country by a method either specified (e.g. teletransmission, air mail) or left to the discretion of the bank.</p>
<b>410</b>	<p>Notification of metering point identification change</p> <p>Notification of the change of metering point identification.</p>
<b>411</b>	<p>Utilities time series message</p> <p>The Utilities time series message is sent between responsible parties in a utilities infrastructure for the purpose of reporting time series and connected technical and/or administrative information.</p>

---

<b>CL06</b>	<b>Document name code (UN/EDIFACT 1001)</b>
<b>Code specifying the document name.</b>	
<b>412</b>	<p>Application for banker's draft</p> <p>Application by a customer to his bank to issue a banker's draft stating the amount and currency of the draft, the name of the payee and the place and country of payment.</p>
<b>413</b>	<p>Infrastructure condition</p> <p>Information about components in an infrastructure.</p>
<b>414</b>	<p>Acknowledgement of change of supplier</p> <p>Acknowledgement of the change of supplier.</p>
<b>415</b>	<p>Data Plot Sheet</p> <p>Document/Message providing technical description and information of the crop production.</p>
<b>416</b>	<p>Soil analysis</p> <p>Soil analysis document.</p>
<b>417</b>	<p>Farmyard manure analysis</p> <p>Farmyard manure analysis document.</p>
<b>418</b>	<p>WCO Cargo Report Export, Rail or Road</p> <p>Declaration, in accordance with the WCO Customs Data Model, to Customs concerning the export of cargo carried by commercial means of transport over land, e.g. truck or train.</p>
<b>419</b>	<p>WCO Cargo Report Export, Air or Maritime</p> <p>Declaration, in accordance with the WCO Customs Data Model, to Customs concerning the export of cargo carried by commercial means of transport over water or through the air, e.g. vessel or aircraft.</p>
<b>420</b>	<p>Optical Character Reading (OCR) payment credit note</p> <p>Payment credit note effected by an Optical Character Reading (OCR) document.</p>
<b>421</b>	<p>WCO Cargo Report Import, Rail or Road</p> <p>Declaration, in accordance with the WCO Customs Data Model, to Customs concerning the import of cargo carried by commercial means of transport over land, e.g. truck or train.</p>

---

---

<b>CL06</b>	<b>Document name code (UN/EDIFACT 1001)</b>
<b>Code specifying the document name.</b>	
<b>422</b>	WCO Cargo Report Import, Air or Maritime Declaration, in accordance with the WCO Customs Data Model, to Customs concerning the import of cargo carried by commercial means of transport over water or through the air, e.g. vessel or aircraft.
<b>423</b>	WCO one-step export declaration Single step declaration, in accordance with the WCO Customs Data Model, to Customs by which goods are declared for a Customs export procedure based on the 1999 Kyoto Convention.
<b>424</b>	WCO first step of two-step export declaration First part of a simplified declaration, in accordance with the WCO Customs Data Model, to Customs by which goods are declared for Customs export procedure based on the 1999 Kyoto Convention.
<b>425</b>	Collection payment advice Document/message whereby a bank advises that a collection has been paid, giving details and methods of funds disposal.
<b>426</b>	Documentary credit payment advice Document/message whereby a bank advises payment under a documentary credit.
<b>427</b>	Documentary credit acceptance advice Document/message whereby a bank advises acceptance under a documentary credit.
<b>428</b>	Documentary credit negotiation advice Document/message whereby a bank advises negotiation under a documentary credit.
<b>429</b>	Application for banker's guarantee Document/message whereby a customer requests his bank to issue a guarantee in favour of a nominated party in another country, stating the amount and currency and the specific conditions of the guarantee.
<b>430</b>	Banker's guarantee Document/message in which a bank undertakes to pay out a limited amount of money to a designated party, on conditions stated therein (other than those laid down in the Uniform Customs Practice).

---

---

**CL06 Document name code (UN/EDIFACT 1001)**
**Code specifying the document name.**


---

<b>431</b>	Documentary credit letter of indemnity Document/message in which a beneficiary of a documentary credit accepts responsibility for non-compliance with the terms and conditions of the credit, and undertakes to refund the money received under the credit, with interest and charges accrued.
<b>432</b>	Notification to grid operator of contract termination Notification to the grid operator regarding the termination of a contract.
<b>433</b>	Notification to grid operator of metering point changes Notification to the grid operator about changes regarding a metering point.
<b>434</b>	Notification of balance responsible entity change Notification of a change of balance responsible entity.
<b>435</b>	Preadvice of a credit Preadvice indicating a credit to happen in the future.
<b>436</b>	Transport equipment profile report Report on the profile of transport equipment.
<b>437</b>	Request for price and delivery quote, specified end-user Document/message requesting price conditions and delivery conditions under which goods are offered, provided that they are sold to the end-customer specified on the request for quote.
<b>438</b>	Request for price quote, ship and debit Document/message from a distributor to a supplier requesting price conditions under which goods can be sold by the distributor to the end-customer specified on the request for quote with compensation for loss of inventory value.
<b>439</b>	Request for price and delivery quote, ship and debit Document/message from a distributor to a supplier requesting price conditions and delivery conditions under which goods can be sold by the distributor to the end-customer specified on the request for quote with compensation for loss of inventory value.
<b>440</b>	Delivery point list. A list of delivery point addresses.
<b>441</b>	Transport routing information Document specifying the routes for transport between locations.

---

<b>CL06</b>	<b>Document name code (UN/EDIFACT 1001)</b>
<b>Code specifying the document name.</b>	
<b>442</b>	Request for delivery quote Document/message requesting delivery conditions under which goods are offered.
<b>443</b>	Request for price and delivery quote Document/message requesting price and delivery conditions under which goods are offered.
<b>444</b>	Request for contract price quote Document/message requesting contractual price conditions under which goods are offered.
<b>445</b>	Request for contract price and delivery quote Document/message requesting contractual price conditions and contractual delivery conditions under which goods are offered.
<b>446</b>	Request for price quote, specified end-customer Document/message requesting price conditions under which goods are offered, provided that they are sold to the end-customer specified on the request for quote.
<b>447</b>	Collection order Document/message whereby a bank is instructed (or requested) to handle financial and/or commercial documents in order to obtain acceptance and/or payment, or to deliver documents on such other terms and conditions as may be specified.
<b>448</b>	Documents presentation form Document/message whereby a draft or similar instrument and/or commercial documents are presented to a bank for acceptance, discounting, negotiation, payment or collection, whether or not against a documentary credit.
<b>449</b>	Identification match Message related to conducting a search for an identification match.
<b>450</b>	Payment order Document/message containing information needed to initiate the payment. It may cover the financial settlement for one or more commercial trade transactions. A payment order is an instruction to the ordered bank to arrange for the payment of one specified amount to the beneficiary.



---

**CL06 Document name code (UN/EDIFACT 1001)**
**Code specifying the document name.**


---

<b>451</b>	<p>Extended payment order</p> <p>Document/message containing information needed to initiate the payment. It may cover the financial settlement for several commercial trade transactions, which it is possible to specify in a special payments detail part. It is an instruction to the ordered bank to arrange for the payment of one specified amount to the beneficiary.</p>
<b>452</b>	<p>Multiple payment order</p> <p>Document/message containing a payment order to debit one or more accounts and to credit one or more beneficiaries.</p>
<b>453</b>	<p>Notice that circumstances prevent payment of delivered goods</p> <p>Message used to inform a supplier that delivered goods cannot be paid due to circumstances which prevent payment.</p>
<b>454</b>	<p>Credit advice</p> <p>Document/message sent by an account servicing institution to one of its account owners, to inform the account owner of an entry which has been or will be credited to its account for a specified amount on the date indicated.</p>
<b>455</b>	<p>Extended credit advice</p> <p>Document/message sent by an account servicing institution to one of its account owners, to inform the account owner of an entry that has been or will be credited to its account for a specified amount on the date indicated. It provides extended commercial information concerning the relevant remittance advice.</p>
<b>456</b>	<p>Debit advice</p> <p>Advice on a debit.</p>
<b>457</b>	<p>Reversal of debit</p> <p>Reversal of debit accounting entry by bank.</p>
<b>458</b>	<p>Reversal of credit</p> <p>Reversal of credit accounting entry by bank.</p>
<b>459</b>	<p>Travel ticket</p> <p>The document is a ticket giving access to a travel service.</p>
<b>460</b>	<p>Documentary credit application</p> <p>Document/message whereby a bank is requested to issue a documentary credit on the conditions specified therein.</p> <hr/>

<b>CL06</b>	<b>Document name code (UN/EDIFACT 1001)</b>
<b>Code specifying the document name.</b>	
<b>461</b>	<p>Payment card</p> <p>The document is a credit, guarantee or charge card.</p>
<b>462</b>	<p>Ready for transshipment despatch advice</p> <p>Document to advise that the goods ordered are ready for transshipment.</p>
<b>463</b>	<p>Pre-packed cross docking despatch advice</p> <p>Document by means of which the supplier or consignor informs the buyer, consignee or distribution centre about the despatch of products packed according to the final delivery point requirements which will be moved across a dock in a distribution centre without further handling.</p>
<b>464</b>	<p>Intermediate handling cross docking despatch advice</p> <p>Document by means of which the supplier or consignor informs the buyer, consignee or the distribution centre about the despatch of products which will be moved across a dock, de-consolidated and re-consolidated according to final delivery location requirements.</p>
<b>465</b>	<p>Documentary credit</p> <p>Document/message in which a bank states that it has issued a documentary credit under which the beneficiary is to obtain payment, acceptance or negotiation on compliance with certain terms and conditions and against presentation of stipulated documents and such drafts as may be specified. The credit may or may not be confirmed by another bank.</p>
<b>466</b>	<p>Documentary credit notification</p> <p>Document/message issued by an advising bank in order to transmit a documentary credit to a beneficiary, or to another advising bank.</p>
<b>467</b>	<p>Documentary credit transfer advice</p> <p>Document/message whereby a bank advises that (part of) a documentary credit is being or has been transferred in favour of a second beneficiary.</p>
<b>468</b>	<p>Documentary credit amendment notification</p> <p>Document/message whereby a bank advises that the terms and conditions of a documentary credit have been amended.</p>
<b>469</b>	<p>Documentary credit amendment</p> <p>Document/message whereby a bank notifies a beneficiary of the details of an amendment to the terms and conditions of a documentary credit.</p>

---

**CL06 Document name code (UN/EDIFACT 1001)**
**Code specifying the document name.**


---

<b>470</b>	Waste disposal report Document/message sent by a shipping agent to an authority for reporting information on waste disposal.
<b>481</b>	Remittance advice Document/message advising of the remittance of payment.
<b>482</b>	Port authority waste disposal report Document/message sent by a port authority to another port authority for reporting information on waste disposal.
<b>483</b>	Visa An endorsement on a passport or any other recognised travel document indicating that it has been examined and found correct, especially as permitting the holder to enter or leave a country.
<b>484</b>	Multiple direct debit request Document/message containing a direct debit request to credit one or more accounts and to debit one or more debtors.
<b>485</b>	Banker's draft Draft drawn in favour of a third party either by one bank on another bank, or by a branch of a bank on its head office (or vice versa) or upon another branch of the same bank. In either case, the draft should comply with the specifications laid down for cheques in the country in which it is to be payable.
<b>486</b>	Multiple direct debit Document/message containing a direct debit to credit one or more accounts and to debit one or more debtors.
<b>487</b>	Certificate of disembarkation permission Document or message issuing permission to disembark.
<b>488</b>	Deratting exemption certificate Document certifying that the object was free of rats when inspected and that it is exempt from a deratting statement.
<b>489</b>	Reefer connection order Order to connect a reefer container to a reefer point.

---

<b>CL06</b>	<b>Document name code (UN/EDIFACT 1001)</b>
<b>Code specifying the document name.</b>	
<b>490</b>	<p>Bill of exchange</p> <p>Document/message, issued and signed in conformity with the applicable legislation, which contains an unconditional order whereby the drawer directs the drawee to pay a definite sum of money to the payee or to his order, on demand or at a definite time, against the surrender of the document itself.</p>
<b>491</b>	<p>Promissory note</p> <p>Document/message, issued and signed in conformity with the applicable legislation, which contains an unconditional promise whereby the maker undertakes to pay a definite sum of money to the payee or to his order, on demand or at a definite time, against the surrender of the document itself.</p>
<b>493</b>	<p>Statement of account message</p> <p>Usage of STATAC-message.</p>
<b>494</b>	<p>Direct delivery (transport)</p> <p>Document/message ordering the direct delivery of goods/consignment from one means of transport into another means of transport in one movement.</p>
<b>495</b>	<p>WCO second step of two-step export declaration</p> <p>Second part of a simplified declaration, in accordance with the WCO Customs Data Model, to Customs by which goods are declared for Customs export procedure based on the 1999 Kyoto Convention.</p>
<b>496</b>	<p>WCO one-step import declaration</p> <p>Single step declaration, in accordance with the WCO Customs Data Model, to Customs by which goods are declared for Customs import procedure based on the 1999 Kyoto Convention.</p>
<b>497</b>	<p>WCO first step of two-step import declaration</p> <p>First part of a simplified declaration, in accordance with the WCO Customs Data Model, to Customs by which goods are declared for Customs import procedure based on the 1999 Kyoto Convention.</p>
<b>498</b>	<p>WCO second step of two-step import declaration</p> <p>Second part of a simplified declaration, in accordance with the WCO Customs Data Model, to Customs by which goods are declared for Customs import procedure based on the 1999 Kyoto Convention.</p>
<b>499</b>	<p>Previous transport document</p> <p>Identification of the previous transport document.</p>

---

**CL06 Document name code (UN/EDIFACT 1001)**
**Code specifying the document name.**


---

<b>520</b>	<p>Insurance certificate</p> <p>Document/message issued to the insured certifying that insurance has been effected and that a policy has been issued. Such a certificate for a particular cargo is primarily used when good are insured under the terms of a floating or an open policy; at the request of the insured it can be exchanged for a policy.</p>
<b>521</b>	<p>Special requirements permit related to the transport of cargo</p> <p>A permit related to a transport document granting the transport of cargo under the conditions as specifically required.</p>
<b>522</b>	<p>Dangerous Goods Notification for Tanker vessel</p> <p>Dangerous Goods Notification for a vessel carrying liquid cargo in bulk.</p>
<b>523</b>	<p>Dangerous Goods Notification for non-tanker vessel</p> <p>Dangerous Goods Notification for a vessel carrying cargo other than bulk liquid cargo.</p>
<b>524</b>	<p>WCO Conveyance Arrival Report</p> <p>Declaration, in accordance with the WCO Customs Data Model, to Customs regarding the conveyance arriving in a Customs territory.</p>
<b>525</b>	<p>WCO Conveyance Departure Report</p> <p>Declaration, in accordance with the WCO Customs Data Model, to Customs regarding the conveyance departing a Customs territory.</p>
<b>526</b>	<p>Accounting voucher</p> <p>A document/message justifying an accounting entry.</p>
<b>527</b>	<p>Self billed debit note</p> <p>A document which indicates that the customer is claiming debit in a self billing environment.</p>
<b>528</b>	<p>Military Identification Card</p> <p>The official document used for military personnel on travel orders, substituting a passport.</p>
<b>529</b>	<p>Re-Entry Permit</p> <p>A permit to re-enter a country.</p> <hr/>

---

<b>CL06</b>	<b>Document name code (UN/EDIFACT 1001)</b>
<b>Code specifying the document name.</b>	
<b>530</b>	Insurance policy Document/message issued by the insurer evidencing an agreement to insure and containing the conditions of the agreement concluded whereby the insurer undertakes for a specific fee to indemnify the insured for the losses arising out of the perils and accidents specified in the contract.
<b>531</b>	Refugee Permit Document identifying a refugee recognized by a country.
<b>550</b>	Insurance declaration sheet (bordereau) A document/message used when an insured reports to his insurer details of individual shipments which are covered by an insurance contract - an open cover or a floating policy - between the parties.
<b>575</b>	Insurer's invoice Document/message issued by an insurer specifying the cost of an insurance which has been effected and claiming payment therefore.
<b>580</b>	Cover note Document/message issued by an insurer (insurance broker, agent, etc.) to notify the insured that his insurance have been carried out.
<b>610</b>	Forwarding instructions Document/message issued to a freight forwarder, giving instructions regarding the action to be taken by the forwarder for the forwarding of goods described therein.
<b>621</b>	Forwarder's advice to import agent Document/message issued by a freight forwarder in an exporting country advising his counterpart in an importing country about the forwarding of goods described therein.
<b>622</b>	Forwarder's advice to exporter Document/message issued by a freight forwarder informing an exporter of the action taken in fulfillment of instructions received.
<b>623</b>	Forwarder's invoice Invoice issued by a freight forwarder specifying services rendered and costs incurred and claiming payment therefore.

---

---

**CL06 Document name code (UN/EDIFACT 1001)**
**Code specifying the document name.**


---

- |            |   |
|------------|---|
| <b>624</b> | Forwarder's certificate of receipt<br>Non-negotiable document issued by a forwarder to certify that he has assumed control of a specified consignment, with irrevocable instructions to send it to the consignee indicated in the document or to hold it at his disposal. E.g. FIATA-FCR.   |
| <b>630</b> | Shipping note<br>(1123) Document/message provided by the shipper or his agent to the carrier, multimodal transport operator, terminal or other receiving authority, giving information about export consignments offered for transport, and providing for the necessary receipts and declarations of liability. Sometimes a multipurpose cargo handling document also fulfilling the functions of document 632, 633, 650 and 655. |
| <b>631</b> | Forwarder's warehouse receipt<br>Document/message issued by a forwarder acting as Warehouse Keeper acknowledging receipt of goods placed in a warehouse, and stating or referring to the conditions which govern the warehousing and the release of goods. The document contains detailed provisions regarding the rights of holders-by-endorsement, transfer of ownership, etc. E.g. FIATA-FWR.                                  |
| <b>632</b> | Goods receipt<br>Document/message to acknowledge the receipt of goods and in addition may indicate receiving conditions.  |
| <b>633</b> | Port charges documents<br>Documents/messages specifying services rendered, storage and handling costs, demurrage and other charges due to the owner of goods described therein.   |
| <b>635</b> | Warehouse warrant<br>Negotiable receipt document, issued by a Warehouse Keeper to a person placing goods in a warehouse and conferring title to the goods stored.   |
| <b>640</b> | Delivery order<br>Document/message issued by a party entitled to authorize the release of goods specified therein to a named consignee, to be retained by the custodian of the goods.   |
-

<b>CL06</b>	<b>Document name code (UN/EDIFACT 1001)</b>
<b>Code specifying the document name.</b>	
<b>650</b>	<p>Handling order</p> <p>Document/message issued by a cargo handling organization (port administration, terminal operator, etc.) for the removal or other handling of goods under their care.</p>
<b>655</b>	<p>Gate pass</p> <p>Document/message authorizing goods specified therein to be brought out of a fenced-in port or terminal area.</p>
<b>700</b>	<p>Waybill</p> <p>Non-negotiable document evidencing the contract for the transport of cargo.</p>
<b>701</b>	<p>Universal (multipurpose) transport document</p> <p>Document/message evidencing a contract of carriage covering the movement of goods by any mode of transport, or combination of modes, for national as well as international transport, under any applicable international convention or national law and under the conditions of carriage of any carrier or transport operator undertaking or arranging the transport referred to in the document.</p>
<b>702</b>	<p>Goods receipt, carriage</p> <p>Document/message issued by a carrier or a carrier's agent, acknowledging receipt for carriage of goods specified therein on conditions stated or referred to in the document, enabling the carrier to issue a transport document.</p>
<b>703</b>	<p>House waybill</p> <p>The document made out by an agent/consolidator which evidences the contract between the shipper and the agent/consolidator for the arrangement of carriage of goods.</p>
<b>704</b>	<p>Master bill of lading</p> <p>A bill of lading issued by the master of a vessel (in actuality the owner or charterer of the vessel). It could cover a number of house bills.</p>
<b>705</b>	<p>Bill of lading</p> <p>Negotiable document/message which evidences a contract of carriage by sea and the taking over or loading of goods by carrier, and by which carrier undertakes to deliver goods against surrender of the document. A provision in the document that goods are to be delivered to the order of a named person, or to order, or to bearer, constitutes such an undertaking.</p>



---

**CL06 Document name code (UN/EDIFACT 1001)**
**Code specifying the document name.**


---

<b>706</b>	<p>Bill of lading original</p> <p>The original of the bill of lading issued by a transport company. When issued by the maritime industry it could signify ownership of the cargo.</p>
<b>707</b>	<p>Bill of lading copy</p> <p>A copy of the bill of lading issued by a transport company.</p>
<b>708</b>	<p>Empty container bill</p> <p>Bill of lading indicating an empty container.</p>
<b>709</b>	<p>Tanker bill of lading</p> <p>Document which evidences a transport of liquid bulk cargo.</p>
<b>710</b>	<p>Sea waybill</p> <p>Non-negotiable document which evidences a contract for the carriage of goods by sea and the taking over of the goods by the carrier, and by which the carrier undertakes to deliver the goods to the consignee named in the document.</p>
<b>711</b>	<p>Inland waterway bill of lading</p> <p>Negotiable transport document made out to a named person, to order or to bearer, signed by the carrier and handed to the sender after receipt of the goods.</p>
<b>712</b>	<p>Non-negotiable maritime transport document (generic)</p> <p>Non-negotiable document which evidences a contract for the carriage of goods by sea and the taking over or loading of the goods by the carrier, and by which the carrier undertakes to deliver the goods to the consignee named in the document. E.g. Sea waybill. Remark: Synonymous with "straight" or "non-negotiable Bill of lading" used in certain countries, e.g. Canada.</p>
<b>713</b>	<p>Mate's receipt</p> <p>Document/message issued by a ship's officer to acknowledge that a specified consignment has been received on board a vessel, and the apparent condition of the goods; enabling the carrier to issue a Bill of lading.</p>
<b>714</b>	<p>House bill of lading</p> <p>The bill of lading issued not by the carrier but by the freight forwarder/consolidator known by the carrier.</p> <hr/>

<b>CL06</b>	<b>Document name code (UN/EDIFACT 1001)</b>
<b>Code specifying the document name.</b>	
<b>715</b>	Letter of indemnity for non-surrender of bill of lading Document/message issued by a commercial party or a bank of an insurance company accepting responsibility to the beneficiary of the indemnity in accordance with the terms thereof.
<b>716</b>	Forwarder's bill of lading Non-negotiable document issued by a freight forwarder evidencing a contract for the carriage of goods by sea and the taking over or loading of the goods by the freight forwarder, and by which the freight forwarder undertakes to deliver the goods to the consignee named in the document.
<b>720</b>	Rail consignment note (generic term) Transport document constituting a contract for the carriage of goods between the sender and the carrier (the railway). For international rail traffic, this document must conform to the model prescribed by the international conventions concerning carriage of goods by rail, e.g. CIM Convention, SMGS Convention.
<b>722</b>	Road list-SMGS Accounting document, one copy of which is drawn up for each consignment note; it accompanies the consignment over the whole route and is a rail transport document.
<b>723</b>	Escort official recognition Document/message which gives right to the owner to exert all functions normally transferred to a guard in a train by which an escorted consignment is transported.
<b>724</b>	Recharging document Fictitious transport document regarding a previous transport, enabling a carrier's agent to give to another carrier's agent (in a different country) the possibility to collect charges relating to the original transport (rail environment).
<b>730</b>	Road consignment note Transport document/message which evidences a contract between a carrier and a sender for the carriage of goods by road (generic term). Remark: For international road traffic, this document must contain at least the particulars prescribed by the convention on the contract for the international carriage of goods by road (CMR).

---

**CL06 Document name code (UN/EDIFACT 1001)**
**Code specifying the document name.**


---

<b>740</b>	<p>Air waybill</p> <p>Document/message made out by or on behalf of the shipper which evidences the contract between the shipper and carrier(s) for carriage of goods over routes of the carrier(s) and which is identified by the airline prefix issuing the document plus a serial (IATA).</p>
<b>741</b>	<p>Master air waybill</p> <p>Document/message made out by or on behalf of the agent/consolidator which evidences the contract between the agent/consolidator and carrier(s) for carriage of goods over routes of the carrier(s) for a consignment consisting of goods originated by more than one shipper (IATA).</p>
<b>743</b>	<p>Substitute air waybill</p> <p>A temporary air waybill which contains only limited information because of the absence of the original.</p>
<b>744</b>	<p>Crew's effects declaration</p> <p>Declaration to Customs regarding the personal effects of crew members aboard the conveyance; equivalent to IMO FAL 4.</p>
<b>745</b>	<p>Passenger list</p> <p>Declaration to Customs regarding passengers aboard the conveyance; equivalent to IMO FAL 6.</p>
<b>746</b>	<p>Delivery notice (rail transport)</p> <p>Document/message created by the consignor or by the departure station, joined to the transport or sent to the consignee, giving the possibility to the consignee or the arrival station to attest the delivery of the goods. The document must be returned to the consignor or to the departure station.</p>
<b>750</b>	<p>Despatch note (post parcels)</p> <p>Document/message which, according to Article 106 of the "Agreement concerning Postal Parcels" under the UPU convention, is to accompany post parcels.</p> <hr/>

CL06	Document name code (UN/EDIFACT 1001)
Code specifying the document name.	
760	<p>Multimodal/combined transport document (generic)</p> <p>A transport document used when more than one mode of transportation is involved in the movement of cargo. It is a contract of carriage and receipt of the cargo for a multimodal transport. It indicates the place where the responsible transport company in the move takes responsibility for the cargo, the place where the responsibility of this transport company in the move ends and the conveyances involved.</p>
761	<p>Through bill of lading</p> <p>Bill of lading which evidences a contract of carriage from one place to another in separate stages of which at least one stage is a sea transit, and by which the issuing carrier accepts responsibility for the carriage as set forth in the through bill of lading.</p>
763	<p>Forwarder's certificate of transport</p> <p>Negotiable document/message issued by a forwarder to certify that he has taken charge of a specified consignment for despatch and delivery in accordance with the consignor's instructions, as indicated in the document, and that he accepts responsibility for delivery of the goods to the holder of the document through the intermediary of a delivery agent of his choice. E.g. FIATA-FCT.</p>
764	<p>Combined transport document (generic)</p> <p>Negotiable or non-negotiable document evidencing a contract for the performance and/or procurement of performance of combined transport of goods and bearing on its face either the heading "Negotiable combined transport document issued subject to Uniform Rules for a Combined Transport Document (ICC Brochure No. 298)" or the heading "Non-negotiable Combined Transport Document issued subject to Uniform Rules for a Combined Transport Document (ICC Brochure No. 298)".</p>

---

**CL06 Document name code (UN/EDIFACT 1001)**
**Code specifying the document name.**


---

<b>765</b>	<p>Multimodal transport document (generic)</p> <p>Document/message which evidences a multimodal transport contract, the taking in charge of the goods by the multimodal transport operator, and an undertaking by him to deliver the goods in accordance with the terms of the contract. (International Convention on Multimodal Transport of Goods).</p>
<b>766</b>	<p>Combined transport bill of lading/multimodal bill of lading</p> <p>Document which evidences a multimodal transport contract, the taking in charge of the goods by the multimodal transport operator, and an undertaking by him to deliver the goods in accordance with the terms of the contract.</p>
<b>770</b>	<p>Booking confirmation</p> <p>Document/message issued by a carrier to confirm that space has been reserved for a consignment in means of transport.</p>
<b>775</b>	<p>Calling forward notice</p> <p>Instructions for release or delivery of goods.</p>
<b>780</b>	<p>Freight invoice</p> <p>Document/message issued by a transport operation specifying freight costs and charges incurred for a transport operation and stating conditions of payment.</p>
<b>781</b>	<p>Arrival notice (goods)</p> <p>Notification from the carrier to the consignee in writing, by telephone or by any other means (express letter, message, telegram, etc.) informing him that a consignment addressed to him is being or will shortly be held at his disposal at a specified point in the place of destination.</p>
<b>782</b>	<p>Notice of circumstances preventing delivery (goods)</p> <p>Request made by the carrier to the sender, or, as the case may be, the consignee, for instructions as to the disposal of the consignment when circumstances prevent delivery and the return of the goods has not been requested by the consignor in the transport document.</p> <hr/>

---

<b>CL06</b>	<b>Document name code (UN/EDIFACT 1001)</b>
<b>Code specifying the document name.</b>	
<b>783</b>	Notice of circumstances preventing transport (goods) Request made by the carrier to the sender, or, the consignee as the case may be, for instructions as to the disposal of the goods when circumstances prevent transport before departure or en route, after acceptance of the consignment concerned.
<b>784</b>	Delivery notice (goods) Notification in writing, sent by the carrier to the sender, to inform him at his request of the actual date of delivery of the goods.
<b>785</b>	Cargo manifest Listing of goods comprising the cargo carried in a means of transport or in a transport-unit. The cargo manifest gives the commercial particulars of the goods, such as transport document numbers, consignors, consignees, shipping marks, number and kind of packages and descriptions and quantities of the goods.
<b>786</b>	Freight manifest Document/message containing the same information as a cargo manifest, and additional details on freight amounts, charges, etc.
<b>787</b>	Bordereau Document/message used in road transport, listing the cargo carried on a road vehicle, often referring to appended copies of Road consignment note.
<b>788</b>	Container manifest (unit packing list) Document/message specifying the contents of particular freight containers or other transport units, prepared by the party responsible for their loading into the container or unit.
<b>789</b>	Charges note Document used by the rail organization to indicate freight charges or additional charges in each case where the departure station is not able to calculate the charges for the total voyage (e.g. tariff not yet updated, part of voyage not covered by the tariff). This document must be considered as joined to the transport.

---

---

<b>CL06</b>	<b>Document name code (UN/EDIFACT 1001)</b>
<b>Code specifying the document name.</b>	
<b>790</b>	<p>Advice of collection</p> <p>(1030) Document that is joined to the transport or sent by separate means, giving to the departure rail organization the proof that the cash-on delivery amount has been encashed by the arrival rail organization before reimbursement of the consignor.</p>
<b>791</b>	<p>Safety of ship certificate</p> <p>Document certifying a ship's safety to a specified date.</p>
<b>792</b>	<p>Safety of radio certificate</p> <p>Document certifying the safety of a ship's radio facilities to a specified date.</p>
<b>793</b>	<p>Safety of equipment certificate</p> <p>Document certifying the safety of a ship's equipment to a specified date.</p>
<b>794</b>	<p>Civil liability for oil certificate</p> <p>Document declaring a ship owner's liability for oil propelling or carried on a vessel.</p>
<b>795</b>	<p>Loadline document</p> <p>Document specifying the limit of a ship's legal submersion under various conditions.</p>
<b>796</b>	<p>Derat document</p> <p>Document certifying that a ship is free of rats, valid to a specified date.</p>
<b>797</b>	<p>Maritime declaration of health</p> <p>Document certifying the health condition on board a vessel, valid to a specified date.</p>
<b>798</b>	<p>Certificate of registry</p> <p>Official certificate stating the vessel's registry.</p>
<b>799</b>	<p>Ship's stores declaration</p> <p>Declaration to Customs regarding the contents of the ship's stores (equivalent to IMO FAL 3) i.e. goods intended for consumption by passengers/crew on board vessels, aircraft or trains, whether or not sold or landed; goods necessary for operation/maintenance of conveyance, including fuel/lubricants, excluding spare parts/equipment (IMO).</p>

---

<b>CL06</b>	<b>Document name code (UN/EDIFACT 1001)</b>
<b>Code specifying the document name.</b>	
<b>810</b>	Export licence, application for Application for a permit issued by a government authority permitting exportation of a specified commodity subject to specified conditions as quantity, country of destination, etc.
<b>811</b>	Export licence Permit issued by a government authority permitting exportation of a specified commodity subject to specified conditions as quantity, country of destination, etc. Synonym: Embargo permit.
<b>812</b>	Exchange control declaration, export Document/message completed by an exporter/seller as a means whereby the competent body may control that the amount of foreign exchange accrued from a trade transaction is repatriated in accordance with the conditions of payment and exchange control regulations in force.
<b>820</b>	Despatch note model T European community transit declaration.
<b>821</b>	Despatch note model T1 Transit declaration for goods circulating under internal community transit procedures (between European Union (EU) countries).
<b>822</b>	Despatch note model T2 Ascertainment that the declared goods were originally produced in an European Union (EU) country.
<b>823</b>	Control document T5 Control document (export declaration) used particularly in case of re-sending without use with only VAT collection, refusal, unconformity with contract etc.
<b>824</b>	Re-sending consignment note Rail consignment note prepared by the consignor for the facilitation of an eventual return to the origin of the goods.
<b>825</b>	Despatch note model T2L Ascertainment that the declared goods were originally produced in an European Union (EU) country. May only be used for goods that are loaded on one single means of transport in one single departure point for one single delivery point.



---

<b>CL06</b>	<b>Document name code (UN/EDIFACT 1001)</b>
<b>Code specifying the document name.</b>	
<b>830</b>	<p>Goods declaration for exportation</p> <p>Document/message by which goods are declared for export Customs clearance, conforming to the layout key set out at Appendix I to Annex C.1 concerning outright exportation to the Kyoto convention (CCC). Within a Customs union, "for despatch" may have the same meaning as "for exportation".</p>
<b>833</b>	<p>Cargo declaration (departure)</p> <p>Generic term, sometimes referred to as Freight declaration, applied to the documents providing the particulars required by the Customs concerning the cargo (freight) carried by commercial means of transport (CCC).</p>
<b>840</b>	<p>Application for goods control certificate</p> <p>Document/message submitted to a competent body by party requesting a Goods control certificate to be issued in accordance with national or international standards, or conforming to legislation in the importing country, or</p> <p>as specified in the contract.</p>
<b>841</b>	<p>Goods control certificate</p> <p>Document/message issued by a competent body evidencing the quality of the goods described therein, in accordance with national or international standards, or conforming to legislation in the importing country, or as specified in the contract.</p>
<b>850</b>	<p>Application for phytosanitary certificate</p> <p>Document/message submitted to a competent body by party requesting a Phytosanitary certificate to be issued.</p>
<b>851</b>	<p>Phytosanitary certificate</p> <p>Document/message issued by the competent body in the exporting country evidencing that plants, fruit, or vegetables are free from disease and fit for consumption and giving details on fumigation or other treatment to which they may have been subjected.</p>
<b>852</b>	<p>Sanitary certificate</p> <p>Document/message issued by the competent authority in the exporting country evidencing that alimentary and animal products, including dead animals, are fit for human consumption, and giving details, when relevant, of controls undertaken.</p>

---

---

**CL06 Document name code (UN/EDIFACT 1001)**
**Code specifying the document name.**


---

- |            |   |
|------------|---|
| <b>853</b> | <p>Veterinary certificate</p> <p>Document/message issued by the competent authority in the exporting country evidencing that live animals or birds are not infested or infected with disease, and giving details regarding their provenance, and of vaccinations and other treatment to which they have been subjected.</p>   |
| <b>855</b> | <p>Application for inspection certificate</p> <p>Document/message submitted to a competent body by a party requesting an Inspection certificate to be issued in accordance with national or international standards, or conforming to legislation in the country in which it is required, or as specified in the contract.</p>  |
| <b>856</b> | <p>Inspection certificate</p> <p>Document/message issued by a competent body evidencing that the goods described therein have been inspected in accordance with national or international standards, in conformity with legislation in the country in which the inspection is required, or as specified in the contract.</p>  |
| <b>860</b> | <p>Certificate of origin, application for</p> <p>Document/message submitted to a competent body by an interested party requesting a Certificate of origin to be issued in accordance with relevant criteria, and on the basis of evidence of the origin of the goods.</p>   |
| <b>861</b> | <p>Certificate of origin</p> <p>Document/message identifying goods, in which the authority or body authorized to issue it certifies expressly that the goods to which the certificate relates originate in a specific country. The word "country" may include a group of countries, a region or a part of a country. This certificate may also include a declaration by the manufacturer, producer, supplier, exporter or other competent person.</p> |
| <b>862</b> | <p>Declaration of origin</p> <p>Appropriate statement as to the origin of the goods, made in connection with their exportation by the manufacturer, producer, supplier, exporter or other competent person on the Commercial invoice or any other document relating to the goods (CCC).</p> <hr/>   |

<b>CL06</b>	<b>Document name code (UN/EDIFACT 1001)</b>
<b>Code specifying the document name.</b>	
<b>863</b>	<p>Regional appellation certificate</p> <p>Certificate drawn up in accordance with the rules laid down by an authority or approved body, certifying that the goods described therein qualify for a designation specific to the given region (e.g. champagne, port wine, Parmesan cheese).</p>
<b>864</b>	<p>Preference certificate of origin</p> <p>Document/message describing a certificate of origin meeting the requirements for preferential treatment.</p>
<b>865</b>	<p>Certificate of origin form GSP</p> <p>Specific form of certificate of origin for goods qualifying for preferential treatment under the generalized system of preferences (includes a combined declaration of origin and certificate, form A).</p>
<b>870</b>	<p>Consular invoice</p> <p>Document/message to be prepared by an exporter in his country and presented to a diplomatic representation of the importing country for endorsement and subsequently to be presented by the importer in connection with the import of the goods described therein.</p>
<b>890</b>	<p>Dangerous goods declaration</p> <p>(1115) Document/message issued by a consignor in accordance with applicable conventions or regulations, describing hazardous goods or materials for transport purposes, and stating that the latter have been packed and labelled in accordance with the provisions of the relevant conventions or regulations.</p>
<b>895</b>	<p>Statistical document, export</p> <p>Document/message in which an exporter provides information about exported goods required by the body responsible for the collection of international trade statistics.</p>
<b>896</b>	<p>INTRASTAT declaration</p> <p>Document/message in which a declarant provides information about goods required by the body responsible for the collection of trade statistics.</p>
<b>901</b>	<p>Delivery verification certificate</p> <p>Document/message whereby an official authority (Customs or governmental) certifies that goods have been delivered.</p>

<b>CL06</b>	<b>Document name code (UN/EDIFACT 1001)</b>
<b>Code specifying the document name.</b>	
<b>910</b>	<p>Import licence, application for</p> <p>Document/message in which an interested party applies to the competent body for authorization to import either a limited quantity of articles subject to import restrictions, or an unlimited quantity of such articles during a limited period, and specifies the kind of articles, their origin and value, etc.</p>
<b>911</b>	<p>Import licence</p> <p>Document/message issued by the competent body in accordance with import regulations in force, by which authorization is granted to a named party to import either a limited quantity of designated articles or an unlimited quantity of such articles during a limited period, under conditions specified in the document.</p>
<b>913</b>	<p>Customs declaration without commercial detail</p> <p>CUSDEC transmission that does not include data from the commercial detail section of the message.</p>
<b>914</b>	<p>Customs declaration with commercial and item detail</p> <p>CUSDEC transmission that includes data from both the commercial detail and item detail sections of the message.</p>
<b>915</b>	<p>Customs declaration without item detail</p> <p>CUSDEC transmission that does not include data from the item detail section of the message.</p>
<b>916</b>	<p>Related document</p> <p>Document that has a relationship with the stated document/message.</p>
<b>917</b>	<p>Receipt (Customs)</p> <p>Receipt for Customs duty/tax/fee paid.</p>
<b>925</b>	<p>Application for exchange allocation</p> <p>Document/message whereby an importer/buyer requests the competent body to allocate an amount of foreign exchange to be transferred to an exporter/seller in payment for goods.</p>
<b>926</b>	<p>Foreign exchange permit</p> <p>Document/message issued by the competent body authorizing an importer/buyer to transfer an amount of foreign exchange to an exporter/seller in payment for goods.</p>

---

**CL06 Document name code (UN/EDIFACT 1001)**
**Code specifying the document name.**


---

- |            |   |
|------------|---|
| <b>927</b> | Exchange control declaration (import)<br>Document/message completed by an importer/buyer as a means for the competent body to control that a trade transaction for which foreign exchange has been allocated has been executed and that money has been transferred in accordance with the conditions of payment and the exchange control regulations in force.            |
| <b>929</b> | Goods declaration for importation<br>Document/message by which goods are declared for import Customs clearance [sister entry of 830].   |
| <b>930</b> | Goods declaration for home use<br>Document/message by which goods are declared for import Customs clearance according to Annex B.1 (concerning clearance for home use) to the Kyoto convention (CCC).   |
| <b>931</b> | Customs immediate release declaration<br>Document/message issued by an importer notifying Customs that goods have been removed from an importing means of transport to the importer's premises under a Customs-approved arrangement for immediate release, or requesting authorization to do so.  |
| <b>932</b> | Customs delivery note<br>Document/message whereby a Customs authority releases goods under its control to be placed at the disposal of the party concerned. Synonym: Customs release note.  |
| <b>933</b> | Cargo declaration (arrival)<br>Generic term, sometimes referred to as Freight declaration, applied to the documents providing the particulars required by the Customs concerning the cargo (freight) carried by commercial means of transport (CCC).  |
| <b>934</b> | Value declaration<br>Document/message in which a declarant (importer) states the invoice or other price (e.g. selling price, price of identical goods), and specifies costs for freight, insurance and packing, etc., terms of delivery and payment, any relationship with the trading partner, etc., for the purpose of determining the Customs value of goods imported. |
-

---

<b>CL06</b>	<b>Document name code (UN/EDIFACT 1001)</b>
<b>Code specifying the document name.</b>	
<b>935</b>	Customs invoice Document/message required by the Customs in an importing country in which an exporter states the invoice or other price (e.g. selling price, price of identical goods), and specifies costs for freight, insurance and packing, etc., terms of delivery and payment, for the purpose of determining the Customs value in the importing country of goods consigned to that country.
<b>936</b>	Customs declaration (post parcels) Document/message which, according to Article 106 of the "Agreement concerning Postal Parcels" under the UPU Convention, must accompany post parcels and in which the contents of such parcels are specified.
<b>937</b>	Tax declaration (value added tax) Document/message in which an importer states the pertinent information required by the competent body for assessment of value-added tax.
<b>938</b>	Tax declaration (general) Document/message containing a general tax declaration.
<b>940</b>	Tax demand Document/message containing the demand of tax.
<b>941</b>	Embargo permit Document/message giving the permission to export specified goods.
<b>950</b>	Goods declaration for Customs transit Document/message by which the sender declares goods for Customs transit according to Annex E.1 (concerning Customs transit) to the Kyoto convention (CCC).
<b>951</b>	TIF form International Customs transit document by which the sender declares goods for carriage by rail in accordance with the provisions of the 1952 International Convention to facilitate the crossing of frontiers for goods carried by rail (TIF Convention of UIC).

---

CL06	Document name code (UN/EDIFACT 1001)
Code specifying the document name.	
952	<p>TIR carnet</p> <p>International Customs document (International Transit by Road), issued by a guaranteeing association approved by the Customs authorities, under the cover of which goods are carried, in most cases under Customs seal, in road vehicles and/or containers in compliance with the requirements of the Customs TIR Convention of the International Transport of Goods under cover of TIR Carnets (UN/ECE).</p>
953	<p>EC carnet</p> <p>EC customs transit document issued by EC customs authorities for transit and/or temporary user of goods within the EC.</p>
954	<p>EUR 1 certificate of origin</p> <p>Customs certificate used in preferential goods interchanges between EC countries and EC external countries.</p>
955	<p>ATA carnet</p> <p>International Customs document (Admission Temporaire / Temporary Admission) which, issued under the terms of the ATA Convention (1961), incorporates an internationally valid guarantee and may be used, in lieu of national Customs documents and as security for import duties and taxes, to cover the temporary admission of goods and, where appropriate, the transit of goods. If accepted for controlling the temporary export and reimport of goods, international guarantee does not apply (CCC).</p>
960	<p>Single administrative document</p> <p>A set of documents, replacing the various (national) forms for Customs declaration within the EC, implemented on 01-01-1988.</p>
961	<p>General response (Customs)</p> <p>General response message to permit the transfer of data from Customs to the transmitter of the previous message.</p>
962	<p>Document response (Customs)</p> <p>Document response message to permit the transfer of data from Customs to the transmitter of the previous message.</p>
963	<p>Error response (Customs)</p> <p>Error response message to permit the transfer of data from Customs to the transmitter of the previous message.</p>

<b>CL06</b>	<b>Document name code (UN/EDIFACT 1001)</b>
<b>Code specifying the document name.</b>	
<b>964</b>	Package response (Customs) Package response message to permit the transfer of data from Customs to the transmitter of the previous message.
<b>965</b>	Tax calculation/confirmation response (Customs) Tax calculation/confirmation response message to permit the transfer of data from Customs to the transmitter of the previous message.
<b>966</b>	Quota prior allocation certificate Document/message issued by the competent body for prior allocation of a quota.
<b>970</b>	Wagon report Document which contains consignment information concerning the wagons and their lading in a case of a multiple wagon consignment.
<b>971</b>	Transit Conveyor Document Document for a course of transit used for a carrier who is neither the carrier at the beginning nor the arrival. The transit carrier can directly invoice the expenses for its part of the transport.
<b>972</b>	Rail consignment note forwarder copy Document which is a copy of the rail consignment note printed especially for the need of the forwarder.
<b>974</b>	Duty suspended goods Document giving details for the carriage of excisable goods on a duty-suspended basis.
<b>975</b>	Proof of transit declaration A document providing proof that a transit declaration has been accepted.
<b>976</b>	Container transfer note Document for the carriage of containers. Syn: transfer note.
<b>977</b>	NATO transit document Customs transit document for the carriage of shipments of the NATO armed forces under Customs supervision.
<b>978</b>	Transfrontier waste shipment authorization Document containing the authorization from the relevant authority for the international carriage of waste. Syn: Transfrontier waste shipment permit.



---

**CL06 Document name code (UN/EDIFACT 1001)****Code specifying the document name.**

---

<b>979</b>	Transfrontier waste shipment movement document Document certified by the carriers and the consignee to be used for the international carriage of waste.
<b>990</b>	End use authorization Document issued by Customs granting the end-use Customs procedure.
<b>991</b>	Government contract Document/message describing a contract with a government authority.
<b>995</b>	Statistical document, import Document/message describing an import document that is used for statistical purposes.
<b>996</b>	Application for documentary credit Message with application for opening of a documentary credit.
<b>998</b>	Previous Customs document/message Indication of the previous Customs document/message concerning the same transaction.

---

**3.2.8.8 CL07 – Package type description code (English Only)**

---

**CL07 Package type description code (UNECE Recommendation 21 Annex VI)****Code specifying the type of package.**

---

<b>43</b>	Bag, super bulk
<b>1A</b>	Drum, steel
<b>1B</b>	Drum, aluminium
<b>1D</b>	Drum, plywood
<b>1G</b>	Drum, fibre
<b>1W</b>	Drum, wooden
<b>2C</b>	Barrel, wooden
<b>3A</b>	Jerrican, steel
<b>3H</b>	Jerrican, plastic
<b>4A</b>	Box, steel
<b>4B</b>	Box, aluminium
<b>4C</b>	Box, natural wood

---

---

**CL07 Package type description code (UNECE Recommendation 21 Annex VI)**
**Code specifying the type of package.**


---

<b>4D</b>	Box, plywood
<b>4F</b>	Box, reconstituted wood
<b>4G</b>	Box, fibreboard
<b>4H</b>	Box, plastic
<b>5H</b>	Bag, woven plastic
<b>5L</b>	Bag, textile
<b>5M</b>	Bag, paper
<b>6H</b>	Composite packaging, plastic receptacle
<b>6P</b>	Composite packaging, glass receptacle
<b>AA</b>	Intermediate bulk container, rigid plastic
<b>AB</b>	Receptacle, fibre
<b>AC</b>	Receptacle, paper
<b>AD</b>	Receptacle, wooden
<b>AE</b>	Aerosol
<b>AF</b>	Pallet, modular, collars 80cms × 60cms
<b>AG</b>	Pallet, shrinkwrapped
<b>AH</b>	Pallet, 100cms × 110cms
<b>AI</b>	Clamshell
<b>AJ</b>	Cone
<b>AM</b>	Ampoule, non-protected
<b>AP</b>	Ampoule, protected
<b>AT</b>	Atomizer
<b>AV</b>	Capsule
<b>BA</b>	Barrel
<b>BB</b>	Bobbin
<b>BC</b>	Bottlecrate / bottlerack
<b>BD</b>	Board
<b>BE</b>	Bundle
<b>BF</b>	Balloon, non-protected
<b>BG</b>	Bag
<b>BH</b>	Bunch

---

---

**CL07 Package type description code (UNECE Recommendation 21 Annex VI)**
**Code specifying the type of package.**


---

<b>BI</b>	Bin
<b>BJ</b>	Bucket
<b>BK</b>	Basket
<b>BL</b>	Bale, compressed
<b>BM</b>	Basin
<b>BN</b>	Bale, non-compressed
<b>BO</b>	Bottle, non-protected, cylindrical
<b>BP</b>	Balloon, protected
<b>BQ</b>	Bottle, protected cylindrical
<b>BR</b>	Bar
<b>BS</b>	Bottle, non-protected, bulbous
<b>BT</b>	Bolt
<b>BU</b>	Butt
<b>BV</b>	Bottle, protected bulbous
<b>BW</b>	Box, for liquids
<b>BX</b>	Box
<b>BY</b>	Board, in bundle/bunch/truss
<b>BZ</b>	Bars, in bundle/bunch/truss
<b>CA</b>	Can, rectangular
<b>CB</b>	Crate, beer
<b>CC</b>	Churn
<b>CD</b>	Can, with handle and spout
<b>CE</b>	Creel
<b>CF</b>	Coffer
<b>CG</b>	Cage
<b>CH</b>	Chest
<b>CI</b>	Canister
<b>CJ</b>	Coffin
<b>CK</b>	Cask
<b>CL</b>	Coil
<b>CM</b>	Card

---

---

<b>CL07</b>	<b>Package type description code (UNECE Recommendation 21 Annex VI)</b>
<b>Code specifying the type of package.</b>	
<b>CN</b>	Container, not otherwise specified as transport equipment
<b>CO</b>	Carboy, non-protected
<b>CP</b>	Carboy, protected
<b>CQ</b>	Cartridge
<b>CR</b>	Crate
<b>CS</b>	Case
<b>CT</b>	Carton
<b>CU</b>	Cup
<b>CV</b>	Cover
<b>CW</b>	Cage, roll
<b>CX</b>	Can, cylindrical
<b>CY</b>	Cylinder
<b>CZ</b>	Canvas
<b>DA</b>	Crate, multiple layer, plastic
<b>DB</b>	Crate, multiple layer, wooden
<b>DC</b>	Crate, multiple layer, cardboard
<b>DG</b>	Cage, Commonwealth Handling Equipment Pool (CHEP)
<b>DH</b>	Box, Commonwealth Handling Equipment Pool (CHEP), Eurobox
<b>DI</b>	Drum, iron
<b>DJ</b>	Demijohn, non-protected
<b>DK</b>	Crate, bulk, cardboard
<b>DL</b>	Crate, bulk, plastic
<b>DM</b>	Crate, bulk, wooden
<b>DN</b>	Dispenser
<b>DP</b>	Demijohn, protected
<b>DR</b>	Drum
<b>DS</b>	Tray, one layer no cover, plastic
<b>DT</b>	Tray, one layer no cover, wooden
<b>DU</b>	Tray, one layer no cover, polystyrene
<b>DV</b>	Tray, one layer no cover, cardboard
<b>DW</b>	Tray, two layers no cover, plastic tray

---

---

**CL07 Package type description code (UNECE Recommendation 21 Annex VI)**
**Code specifying the type of package.**


---

<b>DX</b>	Tray, two layers no cover, wooden
<b>DY</b>	Tray, two layers no cover, cardboard
<b>EC</b>	Bag, plastic
<b>ED</b>	Case, with pallet base
<b>EE</b>	Case, with pallet base, wooden
<b>EF</b>	Case, with pallet base, cardboard
<b>EG</b>	Case, with pallet base, plastic
<b>EH</b>	Case, with pallet base, metal
<b>EI</b>	Case, isothermic
<b>EN</b>	Envelope
<b>FC</b>	Crate, fruit
<b>FD</b>	Crate, framed
<b>FI</b>	Firkin
<b>FL</b>	Flask
<b>FO</b>	Footlocker
<b>FP</b>	Filmpack
<b>FR</b>	Frame
<b>FT</b>	Foodtainer
<b>FW</b>	Cart, flatbed Wheeled flat bedded device on which trays or other regular shaped items are packed for transportation purposes.
<b>FX</b>	Bag, flexible container
<b>GB</b>	Bottle, gas
<b>GI</b>	Girder
<b>GR</b>	Receptacle, glass
<b>GU</b>	Tray, containing horizontally stacked flat items Tray containing flat items stacked on top of one another.
<b>GZ</b>	Girders, in bundle/bunch/truss
<b>HA</b>	Basket, with handle, plastic
<b>HB</b>	Basket, with handle, wooden
<b>HC</b>	Basket, with handle, cardboard
<b>HG</b>	Hogshead

---

---

**CL07 Package type description code (UNECE Recommendation 21 Annex VI)**
**Code specifying the type of package.**


---

<b>HR</b>	Hamper
<b>IA</b>	Package, display, wooden
<b>IB</b>	Package, display, cardboard
<b>IC</b>	Package, display, plastic
<b>ID</b>	Package, display, metal
<b>IE</b>	Package, show
<b>IF</b>	Package, flow
<b>IG</b>	Package, paper wrapped
<b>IH</b>	Drum, plastic
<b>IK</b>	Package, cardboard, with bottle grip-holes
<b>IL</b>	Tray, rigid, lidded stackable (CEN TS 14482:2002) Lidded stackable rigid tray compliant with CEN TS 14482:2002.
<b>IN</b>	Ingot
<b>IZ</b>	Ingots, in bundle/bunch/truss
<b>JC</b>	Jerrican, rectangular
<b>JG</b>	Jug
<b>JR</b>	Jar
<b>JT</b>	Jutebag
<b>JY</b>	Jerrican, cylindrical
<b>KG</b>	Keg
<b>LG</b>	Log
<b>LT</b>	Lot
<b>LV</b>	Liftvan
<b>LZ</b>	Logs, in bundle/bunch/truss
<b>MB</b>	Bag, multiply
<b>MC</b>	Crate, milk
<b>MR</b>	Receptacle, metal
<b>MS</b>	Sack, multi-wall
<b>MT</b>	Mat
<b>MW</b>	Receptacle, plastic wrapped
<b>MX</b>	Matchbox

---

---

**CL07 Package type description code (UNECE Recommendation 21 Annex VI)**
**Code specifying the type of package.**


---

<b>NA</b>	Not available
<b>NE</b>	Unpacked or unpackaged
<b>NF</b>	Unpacked or unpackaged, single unit
<b>NG</b>	Unpacked or unpackaged, multiple units
<b>NS</b>	Nest
<b>NT</b>	Net
<b>NU</b>	Net, tube, plastic
<b>NV</b>	Net, tube, textile
<b>PA</b>	Packet
<b>PB</b>	Pallet, box
<b>PC</b>	Parcel
<b>PD</b>	Pallet, modular, collars 80cms * 100cms
<b>PE</b>	Pallet, modular, collars 80cms * 120cms
<b>PF</b>	Pen
<b>PG</b>	Plate
<b>PH</b>	Pitcher
<b>PI</b>	Pipe
<b>PJ</b>	Punnet
<b>PK</b>	Package
<b>PL</b>	Pail
<b>PN</b>	Plank
<b>PO</b>	Pouch
<b>PR</b>	Receptacle, plastic
<b>PT</b>	Pot
<b>PU</b>	Tray pack
<b>PV</b>	Pipes, in bundle/bunch/truss
<b>PX</b>	Pallet
<b>PY</b>	Plates, in bundle/bunch/truss
<b>PZ</b>	Planks, in bundle/bunch/truss
<b>QA</b>	Drum, steel, non-removable head
<b>QB</b>	Drum, steel, removable head

---

---

**CL07 Package type description code (UNECE Recommendation 21 Annex VI)**  
**Code specifying the type of package.**

---

<b>QC</b>	Drum, aluminium, non-removable head
<b>QD</b>	Drum, aluminium, removable head
<b>QF</b>	Drum, plastic, non-removable head
<b>QG</b>	Drum, plastic, removable head
<b>QH</b>	Barrel, wooden, bung type
<b>QJ</b>	Barrel, wooden, removable head
<b>QK</b>	Jerrican, steel, non-removable head
<b>QL</b>	Jerrican, steel, removable head
<b>QM</b>	Jerrican, plastic, non-removable head
<b>QN</b>	Jerrican, plastic, removable head
<b>QP</b>	Box, wooden, natural wood, ordinary
<b>QQ</b>	Box, wooden, natural wood, with sift proof walls
<b>QR</b>	Box, plastic, expanded
<b>QS</b>	Box, plastic, solid
<b>RD</b>	Rod
<b>RG</b>	Ring
<b>RJ</b>	Rack, clothing hanger
<b>RK</b>	Rack
<b>RL</b>	Reel
<b>RO</b>	Roll
<b>RT</b>	Rednet
<b>RZ</b>	Rods, in bundle/bunch/truss
<b>SA</b>	Sack
<b>SB</b>	Slab
<b>SC</b>	Crate, shallow
<b>SD</b>	Spindle
<b>SE</b>	Sea-chest
<b>SH</b>	Sachet
<b>SI</b>	Skid
<b>SK</b>	Case, skeleton
<b>SL</b>	Slipsheet

---



---

**CL07 Package type description code (UNECE Recommendation 21 Annex VI)**
**Code specifying the type of package.**


---

<b>SM</b>	Sheetmetal
<b>SO</b>	Spool
<b>SP</b>	Sheet, plastic wrapping
<b>SS</b>	Case, steel
<b>ST</b>	Sheet
<b>SU</b>	Suitcase
<b>SV</b>	Envelope, steel
<b>SW</b>	Shrinkwrapped
<b>SX</b>	Set
<b>SY</b>	Sleeve
<b>SZ</b>	Sheets, in bundle/bunch/truss
<b>TB</b>	Tub
<b>TC</b>	Tea-chest
<b>TD</b>	Tube, collapsible
<b>TI</b>	Tierce TI
<b>TK</b>	Tank, rectangular
<b>TL</b>	Tub, with lid
<b>TN</b>	Tin
<b>TO</b>	Tun
<b>TR</b>	Trunk
<b>TS</b>	Truss
<b>TU</b>	Tube
<b>TV</b>	Tube, with nozzle
<b>TY</b>	Tank, cylindrical
<b>TZ</b>	Tubes, in bundle/bunch/truss
<b>UC</b>	Uncaged
<b>VA</b>	Vat
<b>VG</b>	Bulk, gas (at 1031 mbar and 15 degree C)
<b>VI</b>	Vial
<b>VK</b>	Vanpack
<b>VL</b>	Bulk, liquid

---

---

**CL07 Package type description code (UNECE Recommendation 21 Annex VI)**
**Code specifying the type of package.**


---

<b>VO</b>	Bulk, solid, large particles ("nodules")
<b>VP</b>	Vacuum-packed
<b>VQ</b>	Bulk, liquefied gas (at abnormal temperature/pressure)
<b>VR</b>	Bulk, solid, granular particles ("grains")
<b>VY</b>	Bulk, solid, fine particles ("powders")
<b>WA</b>	Intermediate bulk container
<b>WB</b>	Wickerbottle
<b>WC</b>	Intermediate bulk container, steel
<b>WD</b>	Intermediate bulk container, aluminium
<b>WF</b>	Intermediate bulk container, metal
<b>WG</b>	Intermediate bulk container, steel, pressurised > 10 kpa
<b>WH</b>	Intermediate bulk container, aluminium, pressurised > 10 kpa
<b>WJ</b>	Intermediate bulk container, metal, pressure 10 kpa
<b>WK</b>	Intermediate bulk container, steel, liquid
<b>WL</b>	Intermediate bulk container, aluminium, liquid
<b>WM</b>	Intermediate bulk container, metal, liquid
<b>WN</b>	Intermediate bulk container, woven plastic, without coat/liner
<b>WP</b>	Intermediate bulk container, woven plastic, coated
<b>WQ</b>	Intermediate bulk container, woven plastic, with liner
<b>WR</b>	Intermediate bulk container, woven plastic, coated and liner
<b>WS</b>	Intermediate bulk container, plastic film
<b>WT</b>	Intermediate bulk container, textile with out coat/liner
<b>WU</b>	Intermediate bulk container, natural wood, with inner liner
<b>WV</b>	Intermediate bulk container, textile, coated
<b>WW</b>	Intermediate bulk container, textile, with liner
<b>WX</b>	Intermediate bulk container, textile, coated and liner
<b>WY</b>	Intermediate bulk container, plywood, with inner liner
<b>WZ</b>	Intermediate bulk container, reconstituted wood, with inner liner
<b>XA</b>	Bag, woven plastic, without inner coat/liner
<b>XB</b>	Bag, woven plastic, sift proof
<b>XC</b>	Bag, woven plastic, water resistant

---

---

<b>CL07</b>	<b>Package type description code (UNECE Recommendation 21 Annex VI)</b>
<b>Code specifying the type of package.</b>	
<b>XD</b>	Bag, plastics film
<b>XF</b>	Bag, textile, without inner coat/liner
<b>XG</b>	Bag, textile, sift proof
<b>XH</b>	Bag, textile, water resistant
<b>XJ</b>	Bag, paper, multi-wall
<b>XK</b>	Bag, paper, multi-wall, water resistant
<b>YA</b>	Composite packaging, plastic receptacle in steel drum
<b>YB</b>	Composite packaging, plastic receptacle in steel crate box
<b>YC</b>	Composite packaging, plastic receptacle in aluminium drum
<b>YD</b>	Composite packaging, plastic receptacle in aluminium crate
<b>YF</b>	Composite packaging, plastic receptacle in wooden box
<b>YG</b>	Composite packaging, plastic receptacle in plywood drum
<b>YH</b>	Composite packaging, plastic receptacle in plywood box
<b>YJ</b>	Composite packaging, plastic receptacle in fibre drum
<b>YK</b>	Composite packaging, plastic receptacle in fibreboard box
<b>YL</b>	Composite packaging, plastic receptacle in plastic drum
<b>YM</b>	Composite packaging, plastic receptacle in solid plastic box
<b>YN</b>	Composite packaging, glass receptacle in steel drum
<b>YP</b>	Composite packaging, glass receptacle in steel crate box
<b>YQ</b>	Composite packaging, glass receptacle in aluminium drum
<b>YR</b>	Composite packaging, glass receptacle in aluminium crate
<b>YS</b>	Composite packaging, glass receptacle in wooden box
<b>YT</b>	Composite packaging, glass receptacle in plywood drum
<b>YV</b>	Composite packaging, glass receptacle in wickerwork hamper
<b>YW</b>	Composite packaging, glass receptacle in fibre drum
<b>YX</b>	Composite packaging, glass receptacle in fibreboard box
<b>YY</b>	Composite packaging, glass receptacle in expandable plastic pack
<b>YZ</b>	Composite packaging, glass receptacle in solid plastic pack
<b>ZA</b>	Intermediate bulk container, paper, multi-wall
<b>ZB</b>	Bag, large
<b>ZC</b>	Intermediate bulk container, paper, multi-wall, water resistant

---

<b>CL07</b>	<b>Package type description code (UNECE Recommendation 21 Annex VI)</b>
<b>Code specifying the type of package.</b>	
<b>ZD</b>	Intermediate bulk container, rigid plastic, with structural equipment, solids
<b>ZF</b>	Intermediate bulk container, rigid plastic, freestanding, solids
<b>ZG</b>	Intermediate bulk container, rigid plastic, with structural equipment, pressurised
<b>ZH</b>	Intermediate bulk container, rigid plastic, freestanding, pressurised
<b>ZJ</b>	Intermediate bulk container, rigid plastic, with structural equipment, liquids
<b>ZK</b>	Intermediate bulk container, rigid plastic, freestanding, liquids
<b>ZL</b>	Intermediate bulk container, composite, rigid plastic, solids
<b>ZM</b>	Intermediate bulk container, composite, flexible plastic, solids
<b>ZN</b>	Intermediate bulk container, composite, rigid plastic, pressurised
<b>ZP</b>	Intermediate bulk container, composite, flexible plastic, pressurised
<b>ZQ</b>	Intermediate bulk container, composite, rigid plastic, liquids
<b>ZR</b>	Intermediate bulk container, composite, flexible plastic, liquids
<b>ZS</b>	Intermediate bulk container, composite
<b>ZT</b>	Intermediate bulk container, fibreboard
<b>ZU</b>	Intermediate bulk container, flexible
<b>ZV</b>	Intermediate bulk container, metal, other than steel
<b>ZW</b>	Intermediate bulk container, natural wood
<b>ZX</b>	Intermediate bulk container, plywood
<b>ZY</b>	Intermediate bulk container, reconstituted wood
<b>ZZ</b>	Mutually defined

### 3.2.8.9 *CL08 – Seal type code*

<b>CL08</b>	<b>Seal type code (eTIR)</b>
<b>To specify a type of seal.</b>	
<b>1</b>	Mechanical seal The seal is mechanical.
<b>2</b>	Electronic seal The seal is electronic.

---

**3.2.8.10** *CL09 – Message sub types*

---

<b>CL09</b>	<b>Reply type code (eTIR)</b>
<b>00</b>	Return all information regarding guarantee (default)
<b>01</b>	Return only guarantee information
<b>02</b>	Return only declaration information
<b>03</b>	Return only TIR transport information

---

**3.2.8.11** *CL10*

**NOT USED (replaced by CL09-Message sub type)**

**3.2.8.12** *CL11*

**NOT USED (replaced by CL09-Message sub type)**

**3.2.8.13** *CL12 – Guarantee type code (eTIR/to be developed)***3.2.8.14** *CL13 – Customs offices database (eTIR/to be developed)*

3.2.8.15 *CL14 – Indicator (eTIR)*

CL14	Indicator
0	No
1	Yes

3.2.8.16 *CL15 – International TIR database (TIRExB/ITDB)*3.2.8.17 *CL16 – Message function code (UN/EDIFACT 1225)*

CL16	Message function code (UN/EDIFACT 1225) Code indicating the function of the message.
1	Cancellation Message cancelling a previous transmission for a given transaction.
2	Addition Message containing items to be added.
3	Deletion Message containing items to be deleted.
4	Change Message containing items to be changed.
5	Replace Message replacing a previous message.
6	Confirmation Message confirming the details of a previous transmission where such confirmation is required or recommended under the terms of a trading partner agreement.
7	Duplicate The message is a duplicate of a previously generated message.
8	Status Code indicating that the referenced message is a status.
9	Original Initial transmission related to a given transaction.
10	Not found Message whose reference number is not filed.
11	Response Message responding to a previous message or document.

---

<b>CL16</b>	<b>Message function code (UN/EDIFACT 1225)</b>
<b>Code indicating the function of the message.</b>	
<b>12</b>	Not processed Message indicating that the referenced message was received but not yet processed.
<b>13</b>	Request Code indicating that the referenced message is a request.
<b>14</b>	Advance notification Code indicating that the information contained in the message is an advance notification of information to follow.
<b>15</b>	Reminder Repeated message transmission for reminding purposes.
<b>16</b>	Proposal Message content is a proposal.
<b>17</b>	Cancel, to be reissued Referenced transaction cancelled, reissued message will follow.
<b>18</b>	Reissue New issue of a previous message (maybe cancelled).
<b>19</b>	Seller initiated change Change information submitted by buyer but initiated by seller.
<b>20</b>	Replace heading section only Message to replace the heading of a previous message.
<b>21</b>	Replace item detail and summary only Message to replace item detail and summary of a previous message.
<b>22</b>	Final transmission Final message in a related series of messages together making up a commercial, administrative or transport transaction.
<b>23</b>	Transaction on hold Message not to be processed until further release information.
<b>24</b>	Delivery instruction Delivery schedule message only used to transmit short-term delivery instructions.
<b>25</b>	Forecast Delivery schedule message only used to transmit long-term schedule information.

---

---

<b>CL16</b>	<b>Message function code (UN/EDIFACT 1225)</b>
<b>Code indicating the function of the message.</b>	
<b>26</b>	Delivery instruction and forecast Combination of codes '24' and '25'.
<b>27</b>	Not accepted Message to inform that the referenced message is not accepted by the recipient.
<b>28</b>	Accepted, with amendment in heading section Message accepted but amended in heading section.
<b>29</b>	Accepted without amendment Referenced message is entirely accepted.
<b>30</b>	Accepted, with amendment in detail section Referenced message is accepted but amended in detail section.
<b>31</b>	Copy Indicates that the message is a copy of an original message that has been sent, e.g. for action or information.
<b>32</b>	Approval A message releasing an existing referenced message for action to the receiver.
<b>33</b>	Change in heading section Message changing the referenced message heading section.
<b>34</b>	Accepted with amendment The referenced message is accepted but amended.
<b>35</b>	Retransmission Change-free transmission of a message previously sent.
<b>36</b>	Change in detail section Message changing referenced detail section.
<b>37</b>	Reversal of a debit Reversal of a previously posted debit.
<b>38</b>	Reversal of a credit Reversal of a previously posted credit.
<b>39</b>	Reversal for cancellation Code indicating that the referenced message is reversing a cancellation of a previous transmission for a given transaction.

---



---

<b>CL16</b>	<b>Message function code (UN/EDIFACT 1225)</b>
<b>Code indicating the function of the message.</b>	
<b>40</b>	Request for deletion The message is given to inform the recipient to delete the referenced transaction.
<b>41</b>	Finishing/closing order Last of series of call-offs.
<b>42</b>	Confirmation via specific means Message confirming a transaction previously agreed via other means (e.g. phone).
<b>43</b>	Additional transmission Message already transmitted via another communication channel. This transmission is to provide electronically processable data only.
<b>44</b>	Accepted without reserves Message accepted without reserves.
<b>45</b>	Accepted with reserves Message accepted with reserves.
<b>46</b>	Provisional Message content is provisional.
<b>47</b>	Definitive Message content is definitive.
<b>48</b>	Accepted, contents rejected Message to inform that the previous message is received, but it cannot be processed due to regulations, laws, etc.
<b>49</b>	Settled dispute The reported dispute is settled.
<b>50</b>	Withdraw Message withdrawing a previously approved message.
<b>51</b>	Authorisation Message authorising a message or transaction(s).
<b>52</b>	Proposed amendment A code used to indicate an amendment suggested by the sender.
<b>53</b>	Test Code indicating the message is to be considered as a test.

---

---

<b>CL16</b>	<b>Message function code (UN/EDIFACT 1225)</b>
<b>Code indicating the function of the message.</b>	
<b>54</b>	Extract A subset of the original.
<b>55</b>	Notification only The receiver may use the notification information for analysis only.
<b>56</b>	Advice of ledger booked items An advice that items have been booked in the ledger.
<b>57</b>	Advice of items pending to be booked in the ledger An advice that items are pending to be booked in the ledger.
<b>58</b>	Pre-advice of items requiring further information A pre-advice that items require further information.
<b>59</b>	Pre-advised items A pre-advice of items.
<b>60</b>	No action since last message Code indicating the fact that no action has taken place since the last message.
<b>61</b>	Complete schedule The message function is a complete schedule.
<b>62</b>	Update schedule The message function is an update to a schedule.
<b>63</b>	Not accepted, provisional Not accepted, subject to confirmation.
<b>64</b>	Verification The message is transmitted to verify information.
<b>65</b>	Unsettled dispute To report an unsettled dispute.
<b>T1</b>	New Advanced Cargo Information DMR by WCO
<b>T2</b>	Updated Advanced Cargo Information DMR by WCO
<b>T3</b>	New start of operation DMR by WCO
<b>T4</b>	New termination of operation DMR by WCO

---

---

**CL16**      **Message function code (UN/EDIFACT 1225)**  
**Code indicating the function of the message.**

---

<b>T5</b>	New discharge of operation DMR by WCO
-----------	--

---

3.2.8.18 *CL17 – Amendment code (eTIR)*

---

**CL17**      **Amendment code**

---

<b>01</b>	<b>Addition</b>
<b>02</b>	<b>Change</b>
<b>03</b>	<b>Deletion</b>

---

3.2.8.19 *CL18 – Message section code (codes to be defined)*

3.2.8.20 *CL19 – Pointer code (codes to be defined)*

3.2.8.21 *CL20 – Language name code (English Only)*

---

**CL20**      **Language name code (ISO 639)**

**Code specifying the language name.**  
**Is used as a Core Data Type**

---

<b>aa</b>	Afar
<b>AA</b>	Afar
<b>ab</b>	Abkhazian
<b>AB</b>	Abkhazian
<b>ae</b>	Avestan
<b>AE</b>	Avestan
<b>af</b>	Afrikaans
<b>AF</b>	Afrikaans
<b>ak</b>	Akan
<b>AK</b>	Akan
<b>am</b>	Amharic
<b>AM</b>	Amharic
<b>an</b>	Aragonese
<b>AN</b>	Aragonese
<b>ar</b>	Arabic
<b>AR</b>	Arabic
<b>as</b>	Assamese

---

---

**CL20**    **Language name code (ISO 639)**  
**Code specifying the language name.**  
**Is used as a Core Data Type**

---

<b>AS</b>	Assamese
<b>av</b>	Avaric
<b>AV</b>	Avaric
<b>ay</b>	Aymara
<b>AY</b>	Aymara
<b>az</b>	Azerbaijani
<b>AZ</b>	Azerbaijani
<b>ba</b>	Bashkir
<b>BA</b>	Bashkir
<b>be</b>	Belarusian
<b>BE</b>	Belarusian
<b>bg</b>	Bulgarian
<b>BG</b>	Bulgarian
<b>bh</b>	Bihari
<b>BH</b>	Bihari
<b>bi</b>	Bislama
<b>BI</b>	Bislama
<b>bm</b>	Bambara
<b>BM</b>	Bambara
<b>bn</b>	Bengali
<b>BN</b>	Bengali
<b>bo</b>	Tibetan
<b>BO</b>	Tibetan
<b>br</b>	Breton
<b>BR</b>	Breton
<b>bs</b>	Bosnian
<b>BS</b>	Bosnian
<b>ca</b>	Catalan; Valencian
<b>CA</b>	Catalan; Valencian
<b>ce</b>	Chechen

---

---

<b>CL20</b>	<b>Language name code (ISO 639)</b>
	<b>Code specifying the language name.</b>
	<b>Is used as a Core Data Type</b>

---

<b>CE</b>	Chechen
<b>ch</b>	Chamorro
<b>CH</b>	Chamorro
<b>co</b>	Corsican
<b>CO</b>	Corsican
<b>cr</b>	Cree
<b>CR</b>	Cree
<b>cs</b>	Czech
<b>CS</b>	Czech
<b>cu</b>	Church Slavonic; Old Slavonic; Church Slavonic; Old Bulgarian; Old Church Slavonic
<b>CU</b>	Church Slavonic; Old Slavonic; Church Slavonic; Old Bulgarian; Old Church Slavonic
<b>cv</b>	Chuvash
<b>CV</b>	Chuvash
<b>cy</b>	Welsh
<b>CY</b>	Welsh
<b>da</b>	Danish
<b>DA</b>	Danish
<b>de</b>	German
<b>DE</b>	German
<b>dv</b>	Divehi; Dhivehi; Maldivian
<b>DV</b>	Divehi; Dhivehi; Maldivian
<b>dz</b>	Dzongkha
<b>DZ</b>	Dzongkha
<b>ee</b>	Ewe
<b>EE</b>	Ewe
<b>el</b>	Greek; Modern (1453-)
<b>EL</b>	Greek; Modern (1453-)
<b>en</b>	English
<b>EN</b>	English

---

---

<b>CL20</b>	<b>Language name code (ISO 639)</b>
	<b>Code specifying the language name.</b>
	<b>Is used as a Core Data Type</b>

---

<b>eo</b>	Esperanto
<b>EO</b>	Esperanto
<b>es</b>	Spanish; Castilian
<b>ES</b>	Spanish; Castilian
<b>et</b>	Estonian
<b>ET</b>	Estonian
<b>eu</b>	Basque
<b>EU</b>	Basque
<b>fa</b>	Persian
<b>FA</b>	Persian
<b>ff</b>	Fulah
<b>FF</b>	Fulah
<b>fi</b>	Finnish
<b>FI</b>	Finnish
<b>fj</b>	Fijian
<b>FJ</b>	Fijian
<b>fo</b>	Faroese
<b>FO</b>	Faroese
<b>fr</b>	French
<b>FR</b>	French
<b>fy</b>	Western Frisian
<b>FY</b>	Western Frisian
<b>ga</b>	Irish
<b>GA</b>	Irish
<b>gd</b>	Gaelic; Scottish Gaelic
<b>GD</b>	Gaelic; Scottish Gaelic
<b>gl</b>	Galician
<b>GL</b>	Galician
<b>gn</b>	Guarani
<b>GN</b>	Guarani

---

---

<b>CL20</b>	<b>Language name code (ISO 639)</b>
	<b>Code specifying the language name.</b>
	<b>Is used as a Core Data Type</b>

---

<b>gu</b>	Gujarati
<b>GU</b>	Gujarati
<b>gv</b>	Manx
<b>GV</b>	Manx
<b>ha</b>	Hausa
<b>HA</b>	Hausa
<b>he</b>	Hebrew
<b>HE</b>	Hebrew
<b>hi</b>	Hindi
<b>HI</b>	Hindi
<b>ho</b>	Hiri Motu
<b>HO</b>	Hiri Motu
<b>hr</b>	Croatian
<b>HR</b>	Croatian
<b>ht</b>	Haitian; Haitian Creole
<b>HT</b>	Haitian; Haitian Creole
<b>hu</b>	Hungarian
<b>HU</b>	Hungarian
<b>hy</b>	Armenian
<b>HY</b>	Armenian
<b>hz</b>	Herero
<b>HZ</b>	Herero
<b>ia</b>	Interlingua (International Auxiliary Language Association)
<b>IA</b>	Interlingua (International Auxiliary Language Association)
<b>id</b>	Indonesian
<b>ID</b>	Indonesian
<b>ie</b>	Interlingue; Occidental
<b>IE</b>	Interlingue; Occidental
<b>ig</b>	Igbo
<b>IG</b>	Igbo

---

---

<b>CL20</b>	<b>Language name code (ISO 639)</b>
	<b>Code specifying the language name.</b>
	<b>Is used as a Core Data Type</b>

---

<b>ii</b>	Sichuan Yi; Nuosu
<b>II</b>	Sichuan Yi; Nuosu
<b>ik</b>	Inupiaq
<b>IK</b>	Inupiaq
<b>io</b>	Ido
<b>IO</b>	Ido
<b>is</b>	Icelandic
<b>IS</b>	Icelandic
<b>it</b>	Italian
<b>IT</b>	Italian
<b>iu</b>	Inuktitut
<b>IU</b>	Inuktitut
<b>ja</b>	Japanese
<b>JA</b>	Japanese
<b>jv</b>	Javanese
<b>JV</b>	Javanese
<b>ka</b>	Georgian
<b>KA</b>	Georgian
<b>kg</b>	Kongo
<b>KG</b>	Kongo
<b>ki</b>	Kikuyu; Gikuyu
<b>KI</b>	Kikuyu; Gikuyu
<b>kj</b>	Kuanyama; Kwanyama
<b>KJ</b>	Kuanyama; Kwanyama
<b>kk</b>	Kazakh
<b>KK</b>	Kazakh
<b>kl</b>	Kalaallisut; Greenlandic
<b>KL</b>	Kalaallisut; Greenlandic
<b>km</b>	Central Khmer
<b>KM</b>	Central Khmer

---



---

<b>CL20</b>	<b>Language name code (ISO 639)</b>
	<b>Code specifying the language name.</b>
	<b>Is used as a Core Data Type</b>

---

<b>kn</b>	Kannada
<b>KN</b>	Kannada
<b>ko</b>	Korean
<b>KO</b>	Korean
<b>kr</b>	Kanuri
<b>KR</b>	Kanuri
<b>ks</b>	Kashmiri
<b>KS</b>	Kashmiri
<b>ku</b>	Kurdish
<b>KU</b>	Kurdish
<b>kv</b>	Komi
<b>KV</b>	Komi
<b>kw</b>	Cornish
<b>KW</b>	Cornish
<b>ky</b>	Kirghiz; Kyrgyz
<b>KY</b>	Kirghiz; Kyrgyz
<b>la</b>	Latin
<b>LA</b>	Latin
<b>lb</b>	Luxembourgish; Letzeburgesch
<b>LB</b>	Luxembourgish; Letzeburgesch
<b>lg</b>	Ganda
<b>LG</b>	Ganda
<b>li</b>	Limburgan; Limburger; Limburgish
<b>LI</b>	Limburgan; Limburger; Limburgish
<b>ln</b>	Lingala
<b>LN</b>	Lingala
<b>lo</b>	Lao
<b>LO</b>	Lao
<b>lt</b>	Lithuanian
<b>LT</b>	Lithuanian

---

---

<b>CL20</b>	<b>Language name code (ISO 639)</b>
	<b>Code specifying the language name.</b>
	<b>Is used as a Core Data Type</b>

---

<b>lu</b>	Luba-Katanga
<b>LU</b>	Luba-Katanga
<b>lv</b>	Latvian
<b>LV</b>	Latvian
<b>mg</b>	Malagasy
<b>MG</b>	Malagasy
<b>mh</b>	Marshallese
<b>MH</b>	Marshallese
<b>mi</b>	Maori
<b>MI</b>	Maori
<b>mk</b>	Macedonian
<b>MK</b>	Macedonian
<b>ml</b>	Malayalam
<b>ML</b>	Malayalam
<b>mn</b>	Mongolian
<b>MN</b>	Mongolian
<b>mo</b>	Moldavian; Moldovan
<b>MO</b>	Moldavian; Moldovan
<b>mr</b>	Marathi
<b>MR</b>	Marathi
<b>ms</b>	Malay
<b>MS</b>	Malay
<b>mt</b>	Maltese
<b>MT</b>	Maltese
<b>my</b>	Burmese
<b>MY</b>	Burmese
<b>na</b>	Nauru
<b>NA</b>	Nauru
<b>nb</b>	Bokmal Norwegian; Norwegian Bokmal
<b>NB</b>	Bokmal Norwegian; Norwegian Bokmal

---

---

<b>CL20</b>	<b>Language name code (ISO 639)</b>
	<b>Code specifying the language name.</b>
	<b>Is used as a Core Data Type</b>

---

<b>nd</b>	Ndebele; North; North Ndebele
<b>ND</b>	Ndebele; North; North Ndebele
<b>ne</b>	Nepali
<b>NE</b>	Nepali
<b>ng</b>	Ndonga
<b>NG</b>	Ndonga
<b>nl</b>	Dutch; Flemish
<b>NL</b>	Dutch; Flemish
<b>nn</b>	Norwegian Nynorsk; Nynorsk, Norwegian
<b>NN</b>	Norwegian Nynorsk; Nynorsk, Norwegian
<b>no</b>	Norwegian
<b>NO</b>	Norwegian
<b>nr</b>	Ndebele; South; South Ndebele
<b>NR</b>	Ndebele; South; South Ndebele
<b>nv</b>	Navajo; Navaho
<b>NV</b>	Navajo; Navaho
<b>ny</b>	Chichewa; Chewa; Nyanja
<b>NY</b>	Chichewa; Chewa; Nyanja
<b>oc</b>	Occitan (post 1500); Provençal
<b>OC</b>	Occitan (post 1500); Provençal
<b>oj</b>	Ojibwa
<b>OJ</b>	Ojibwa
<b>om</b>	Oromo
<b>OM</b>	Oromo
<b>or</b>	Oriya
<b>OR</b>	Oriya
<b>os</b>	Ossetian; Ossetic
<b>OS</b>	Ossetian; Ossetic
<b>pa</b>	Panjabi; Punjabi
<b>PA</b>	Panjabi; Punjabi

---

---

**CL20 Language name code (ISO 639)**  
**Code specifying the language name.**  
**Is used as a Core Data Type**

---

<b>pi</b>	Pali
<b>PI</b>	Pali
<b>pl</b>	Polish
<b>PL</b>	Polish
<b>ps</b>	Pushto; Pashto
<b>PS</b>	Pushto; Pashto
<b>pt</b>	Portuguese
<b>PT</b>	Portuguese
<b>qu</b>	Quechua
<b>QU</b>	Quechua
<b>rm</b>	Romansh
<b>RM</b>	Romansh
<b>rn</b>	Rundi
<b>RN</b>	Rundi
<b>ro</b>	Romanian
<b>RO</b>	Romanian
<b>ru</b>	Russian
<b>RU</b>	Russian
<b>rw</b>	Kinyarwanda
<b>RW</b>	Kinyarwanda
<b>sa</b>	Sanskrit
<b>SA</b>	Sanskrit
<b>sc</b>	Sardinian
<b>SC</b>	Sardinian
<b>sd</b>	Sindhi
<b>SD</b>	Sindhi
<b>se</b>	Northern Sami
<b>SE</b>	Northern Sami
<b>sg</b>	Sango
<b>SG</b>	Sango

---

---

**CL20 Language name code (ISO 639)**  
**Code specifying the language name.**  
**Is used as a Core Data Type**

---

<b>si</b>	Sinhala; Sinhalese
<b>SI</b>	Sinhala; Sinhalese
<b>sk</b>	Slovak
<b>SK</b>	Slovak
<b>sl</b>	Slovenian
<b>SL</b>	Slovenian
<b>sm</b>	Samoan
<b>SM</b>	Samoan
<b>sn</b>	Shona
<b>SN</b>	Shona
<b>so</b>	Somali
<b>SO</b>	Somali
<b>sq</b>	Albanian
<b>SQ</b>	Albanian
<b>sr</b>	Serbian
<b>SR</b>	Serbian
<b>ss</b>	Swati
<b>SS</b>	Swati
<b>st</b>	Sotho, Southern
<b>ST</b>	Sotho, Southern
<b>su</b>	Sundanese
<b>SU</b>	Sundanese
<b>sv</b>	Swedish
<b>SV</b>	Swedish
<b>sw</b>	Swahili
<b>SW</b>	Swahili
<b>ta</b>	Tamil
<b>TA</b>	Tamil
<b>te</b>	Telugu
<b>TE</b>	Telugu

---

---

<b>CL20</b>	<b>Language name code (ISO 639)</b>
	<b>Code specifying the language name.</b>
	<b>Is used as a Core Data Type</b>

---

<b>tg</b>	Tajik
<b>TG</b>	Tajik
<b>th</b>	Thai
<b>TH</b>	Thai
<b>ti</b>	Tigrinya
<b>TI</b>	Tigrinya
<b>tk</b>	Turkmen
<b>TK</b>	Turkmen
<b>tl</b>	Tagalog
<b>TL</b>	Tagalog
<b>tn</b>	Tswana
<b>TN</b>	Tswana
<b>to</b>	Tonga (Tonga Islands)
<b>TO</b>	Tonga (Tonga Islands)
<b>tr</b>	Turkish
<b>TR</b>	Turkish
<b>ts</b>	Tsonga
<b>TS</b>	Tsonga
<b>tt</b>	Tatar
<b>TT</b>	Tatar
<b>tw</b>	Twi
<b>TW</b>	Twi
<b>ty</b>	Tahitian
<b>TY</b>	Tahitian
<b>ug</b>	Uighur; Uyghur
<b>UG</b>	Uighur; Uyghur
<b>uk</b>	Ukrainian
<b>UK</b>	Ukrainian
<b>ur</b>	Urdu
<b>UR</b>	Urdu

---

---

**CL20**      **Language name code (ISO 639)**  
**Code specifying the language name.**  
**Is used as a Core Data Type**

---

<b>uz</b>	Uzbek
<b>UZ</b>	Uzbek
<b>ve</b>	Venda
<b>VE</b>	Venda
<b>vi</b>	Vietnamese
<b>VI</b>	Vietnamese
<b>vo</b>	Volapük
<b>VO</b>	Volapük
<b>wa</b>	Walloon
<b>WA</b>	Walloon
<b>wo</b>	Wolof
<b>WO</b>	Wolof
<b>xh</b>	Xhosa
<b>XH</b>	Xhosa
<b>yi</b>	Yiddish
<b>YI</b>	Yiddish
<b>yo</b>	Yoruba
<b>YO</b>	Yoruba
<b>za</b>	Zhuang; Chuang
<b>ZA</b>	Zhuang; Chuang
<b>zh</b>	Chinese
<b>ZH</b>	Chinese
<b>zu</b>	Zulu
<b>ZU</b>	Zulu

---

**3.2.8.22**    **CL21 – Measurement unit code (English Only)**

---

**CL21**      **Measurement unit code (UNECE Recommendation 20)**  
**Code specifying the unit of measurement.**

---

<b>05</b>	lift
<b>06</b>	small spray

---

<b>CL21 Measurement unit code (UNECE Recommendation 20)</b>	
<b>Code specifying the unit of measurement.</b>	
<b>08</b>	heat lot
<b>10</b>	group A unit of count defining the number of groups (group: set of items classified together).
<b>11</b>	outfit A unit of count defining the number of outfits (outfit: a complete set of equipment / materials / objects used for a specific purpose).
<b>13</b>	ration A unit of count defining the number of rations (ration: a single portion of provisions).
<b>14</b>	shot A unit of liquid measure, especially related to spirits.
<b>15</b>	stick, military A unit of count defining the number of military sticks (military stick: bombs or paratroops released in rapid succession from an aircraft).
<b>16</b>	hundred fifteen kg drum
<b>17</b>	hundred lb drum
<b>18</b>	fiftyfive gallon (US) drum
<b>19</b>	tank truck
<b>20</b>	twenty foot container A unit of count defining the number of shipping containers that measure 20 feet in length.
<b>21</b>	forty foot container A unit of count defining the number of shipping containers that measure 40 feet in length.
<b>22</b>	decilitre per gram
<b>23</b>	gram per cubic centimetre
<b>24</b>	theoretical pound A unit of mass defining the expected mass of material expressed as the number of pounds.
<b>25</b>	gram per square centimetre
<b>26</b>	actual ton



---

**CL21 Measurement unit code (UNECE Recommendation 20)**
**Code specifying the unit of measurement.**


---

<b>27</b>	theoretical ton A unit of mass defining the expected mass of material, expressed as the number of tons.
<b>28</b>	kilogram per square metre
<b>29</b>	pound per thousand square feet
<b>30</b>	horse power day per air dry metric ton
<b>31</b>	catch weight
<b>32</b>	kilogram per air dry metric ton
<b>33</b>	kilopascal square metres per gram
<b>34</b>	kilopascals per millimetre
<b>35</b>	millilitres per square centimetre second
<b>36</b>	cubic feet per minute per square foot Conversion factor required
<b>37</b>	ounce per square foot
<b>38</b>	ounces per square foot per 0,01inch
<b>40</b>	millilitre per second
<b>41</b>	millilitre per minute
<b>43</b>	super bulk bag Use UN/ECE Recommendation 21 (refer to Note 2 in the spreadsheet introduction, 1st sheet).
<b>44</b>	fivehundred kg bulk bag
<b>45</b>	threehundred kg bulk bag
<b>46</b>	fifty lb bulk bag
<b>47</b>	fifty lb bag
<b>48</b>	bulk car load
<b>53</b>	theoretical kilograms
<b>54</b>	theoretical tonne
<b>56</b>	sitas A unit of area for tin plate equal to a surface area of 100 square metres.
<b>57</b>	mesh A unit of count defining the number of strands per inch as a measure of the fineness of a woven product.

---

---

<b>CL21</b>	<b>Measurement unit code (UNECE Recommendation 20)</b>	
	<b>Code specifying the unit of measurement.</b>	
<b>58</b>	net kilogram	A unit of mass defining the total number of kilograms after deductions.
<b>59</b>	part per million	A unit of proportion equal to 10 <sup>-6</sup> .
<b>60</b>	percent weight	A unit of proportion equal to 10 <sup>-2</sup> .
<b>61</b>	part per billion (US)	A unit of proportion equal to 10 <sup>-9</sup> .
<b>62</b>	percent per 1000 hour	
<b>63</b>	failure rate in time	
<b>64</b>	pound per square inch, gauge	
<b>66</b>	oersted	
<b>69</b>	test specific scale	
<b>71</b>	volt ampere per pound	
<b>72</b>	watt per pound	
<b>73</b>	ampere tum per centimetre	
<b>74</b>	millipascal	
<b>76</b>	gauss	
<b>77</b>	milli-inch	
<b>78</b>	kilogauss	
<b>80</b>	pound per square inch absolute	
<b>81</b>	henry	
<b>84</b>	kilopound per square inch	A unit of pressure defining the number of kilopounds force per square inch.
<b>85</b>	foot pound-force	
<b>87</b>	pound per cubic foot	
<b>89</b>	poise	
<b>90</b>	Saybold universal second	
<b>91</b>	stokes	
<b>92</b>	calorie per cubic centimetre	
<b>93</b>	calorie per gram	
<b>94</b>	curl unit	

---

---

**CL21 Measurement unit code (UNECE Recommendation 20)**
**Code specifying the unit of measurement.**


---

<b>95</b>	twenty thousand gallon (US) tankcar
<b>96</b>	ten thousand gallon (US) tankcar
<b>97</b>	ten kg drum
<b>98</b>	fifteen kg drum
<b>1A</b>	car mile
<b>1B</b>	car count
<b>1C</b>	locomotive count
<b>1D</b>	caboose count
<b>1E</b>	empty car
<b>1F</b>	train mile
<b>1G</b>	fuel usage gallon (US)
<b>1H</b>	caboose mile
<b>1I</b>	fixed rate A unit of quantity expressed as a predetermined or set rate for usage of a facility or service.
<b>1J</b>	ton mile
<b>1K</b>	locomotive mile
<b>1L</b>	total car count
<b>1M</b>	total car mile
<b>1X</b>	quarter mile
<b>2A</b>	radian per second Refer ISO/TC12 SI Guide
<b>2B</b>	radian per second squared Refer ISO/TC12 SI Guide
<b>2C</b>	roentgen
<b>2G</b>	volt AC A unit of electric potential in relation to alternating current (AC).
<b>2H</b>	volt DC A unit of electric potential in relation to direct current (DC).
<b>2I</b>	British thermal unit per hour
<b>2J</b>	cubic centimetre per second

---

<b>CL21</b>	<b>Measurement unit code (UNECE Recommendation 20)</b>
<b>Code specifying the unit of measurement.</b>	
<b>2K</b>	cubic foot per hour
<b>2L</b>	cubic foot per minute
<b>2M</b>	centimetre per second
<b>2N</b>	decibel
<b>2P</b>	kilobyte A unit of information equal to 10 <sup>3</sup> (1000) bytes.
<b>2Q</b>	kilobecquerel
<b>2R</b>	kilocurie
<b>2U</b>	megagram
<b>2V</b>	megagram per hour
<b>2W</b>	bin Use UN/ECE Recommendation 21 (refer to Note 2 in the spreadsheet introduction, 1st sheet).
<b>2X</b>	metre per minute
<b>2Y</b>	milliroentgen
<b>2Z</b>	millivolt
<b>3B</b>	megajoule
<b>3C</b>	manmonth A unit of count defining the number of months for a person or persons to perform an undertaking.
<b>3E</b>	pound per pound of product
<b>3G</b>	pound per piece of product
<b>3H</b>	kilogram per kilogram of product
<b>3I</b>	kilogram per piece of product
<b>4A</b>	bobbin Use UN/ECE Recommendation 21 (refer to Note 2 in the spreadsheet introduction, 1st sheet).
<b>4B</b>	cap
<b>4C</b>	centistokes
<b>4E</b>	twenty pack
<b>4G</b>	microlitre
<b>4H</b>	micrometre (micron)

<b>CL21</b>	<b>Measurement unit code (UNECE Recommendation 20)</b>
<b>Code specifying the unit of measurement.</b>	
<b>4K</b>	milliampere
<b>4L</b>	megabyte A unit of information equal to 10 <sup>6</sup> (1000000) bytes.
<b>4M</b>	milligram per hour
<b>4N</b>	megabecquerel
<b>4O</b>	microfarad
<b>4P</b>	newton per metre
<b>4Q</b>	ounce inch
<b>4R</b>	ounce foot
<b>4T</b>	picofarad
<b>4U</b>	pound per hour
<b>4W</b>	ton (US) per hour
<b>4X</b>	kilolitre per hour
<b>5A</b>	barrel (US) per minute
<b>5B</b>	batch A unit of count defining the number of batches (batch: quantity of material produced in one operation or number of animals or persons coming at once).
<b>5C</b>	gallon(US) per thousand
<b>5E</b>	MMSCF/day A unit of volume equal to one million (1000000) cubic feet of gas per day.
<b>5F</b>	pounds per thousand
<b>5G</b>	pump
<b>5H</b>	stage
<b>5I</b>	standard cubic foot
<b>5J</b>	hydraulic horse power A unit of power defining the hydraulic horse power delivered by a fluid pump depending on the viscosity of the fluid.
<b>5K</b>	count per minute
<b>5P</b>	seismic level
<b>5Q</b>	seismic line
<b>A1</b>	15 °C calorie
<b>A10</b>	ampere square metre per joule second

---

<b>CL21</b>	<b>Measurement unit code (UNECE Recommendation 20)</b>
<b>Code specifying the unit of measurement.</b>	
<b>A11</b>	angstrom
<b>A12</b>	astronomical unit
<b>A13</b>	attojoule
<b>A14</b>	barn
<b>A15</b>	barn per electron volt
<b>A16</b>	barn per steradian electronvolt
<b>A17</b>	barn per steradian
<b>A18</b>	becquerel per kilogram
<b>A19</b>	becquerel per metre cubed
<b>A2</b>	ampere per centimetre
<b>A20</b>	British thermal unit per second square foot degree Rankine
<b>A21</b>	British thermal unit per pound degree Rankine
<b>A22</b>	British thermal unit per second foot degree Rankine
<b>A23</b>	British thermal unit per hour square foot degree Rankine
<b>A24</b>	candela per square metre
<b>A25</b>	cheval vapeur
<b>A26</b>	coulomb metre
<b>A27</b>	coulomb metre squared per volt
<b>A28</b>	coulomb per cubic centimetre
<b>A29</b>	coulomb per cubic metre
<b>A3</b>	ampere per millimetre
<b>A30</b>	coulomb per cubic millimetre
<b>A31</b>	coulomb per kilogram second
<b>A32</b>	coulomb per mole
<b>A33</b>	coulomb per square centimetre
<b>A34</b>	coulomb per square metre
<b>A35</b>	coulomb per square millimetre
<b>A36</b>	cubic centimetre per mole
<b>A37</b>	cubic decimetre per mole
<b>A38</b>	cubic metre per coulomb
<b>A39</b>	cubic metre per kilogram

---

---

**CL21 Measurement unit code (UNECE Recommendation 20)**
**Code specifying the unit of measurement.**


---

<b>A4</b>	ampere per square centimetre
<b>A40</b>	cubic metre per mole
<b>A41</b>	ampere per square metre
<b>A42</b>	curie per kilogram
<b>A43</b>	deadweight tonnage A unit of mass defining the difference between the weight of a ship when completely empty and its weight when completely loaded, expressed as the number of tons.
<b>A44</b>	decalitre
<b>A45</b>	decametre
<b>A47</b>	decitex A unit of yarn density. One decitex equals a mass of 1 gram per 10 kilometres of length.
<b>A48</b>	degree Rankine Refer ISO 80000-5 (Quantities and units — Part 5: Thermodynamics)
<b>A49</b>	denier A unit of yarn density. One denier equals a mass of 1 gram per 9 kilometres of length.
<b>A5</b>	ampere square metre
<b>A50</b>	dyne second per cubic centimetre
<b>A51</b>	dyne second per centimetre
<b>A52</b>	dyne second per centimetre to the fifth power
<b>A53</b>	electronvolt
<b>A54</b>	electronvolt per metre
<b>A55</b>	electronvolt square metre
<b>A56</b>	electronvolt square metre per kilogram
<b>A57</b>	erg
<b>A58</b>	erg per centimetre
<b>A59</b>	8-part cloud cover A unit of count defining the number of eighth-parts as a measure of the celestial dome cloud coverage. Synonym: OKTA , OCTA

---

---

**CL21 Measurement unit code (UNECE Recommendation 20)**
**Code specifying the unit of measurement.**


---

<b>A6</b>	ampere per square metre kelvin squared
<b>A60</b>	erg per cubic centimetre
<b>A61</b>	erg per gram
<b>A62</b>	erg per gram second
<b>A63</b>	erg per second
<b>A64</b>	erg per second square centimetre
<b>A65</b>	erg per square centimetre second
<b>A66</b>	erg square centimetre
<b>A67</b>	erg square centimetre per gram
<b>A68</b>	exajoule
<b>A69</b>	farad per metre
<b>A7</b>	ampere per square millimetre
<b>A70</b>	femtojoule
<b>A71</b>	femtometre
<b>A73</b>	foot per second squared
<b>A74</b>	foot pound-force per second
<b>A75</b>	freight ton
	A unit of information typically used for billing purposes, defined as either the number of metric tons or the number of cubic metres, whichever is the larger.
<b>A76</b>	gal
<b>A77</b>	Gaussian CGS unit of displacement
<b>A78</b>	Gaussian CGS unit of electric current
<b>A79</b>	Gaussian CGS unit of electric charge
<b>A8</b>	ampere second
<b>A80</b>	Gaussian CGS unit of electric field strength
<b>A81</b>	Gaussian CGS unit of electric polarization
<b>A82</b>	Gaussian CGS unit of electric potential
<b>A83</b>	Gaussian CGS unit of magnetization
<b>A84</b>	gigacoulomb per cubic metre
<b>A85</b>	gigaelectronvolt
<b>A86</b>	gigahertz

---



---

**CL21 Measurement unit code (UNECE Recommendation 20)**
**Code specifying the unit of measurement.**


---

<b>A87</b>	gigaohm
<b>A88</b>	gigaohm metre
<b>A89</b>	gigapascal
<b>A9</b>	rate A unit of quantity expressed as a rate for usage of a facility or service.
<b>A90</b>	gigawatt
<b>A91</b>	gon Synonym: grade
<b>A93</b>	gram per cubic metre
<b>A94</b>	gram per mole
<b>A95</b>	gray
<b>A96</b>	gray per second
<b>A97</b>	hectopascal
<b>A98</b>	henry per metre
<b>A99</b>	bit A unit of information equal to one binary digit.
<b>AA</b>	ball A unit of count defining the number of balls (ball: object formed in the shape of sphere).
<b>AB</b>	bulk pack A unit of count defining the number of items per bulk pack.
<b>ACR</b>	acre
<b>ACT</b>	activity A unit of count defining the number of activities (activity: a unit of work or action).
<b>AD</b>	byte A unit of information equal to 8 bits.
<b>AE</b>	ampere per metre
<b>AH</b>	additional minute A unit of time defining the number of minutes in addition to the referenced minutes.

---

---

**CL21 Measurement unit code (UNECE Recommendation 20)**
**Code specifying the unit of measurement.**


---

<b>AI</b>	average minute per call A unit of count defining the number of minutes for the average interval of a call.
<b>AJ</b>	cop
<b>AK</b>	fathom
<b>AL</b>	access line A unit of count defining the number of telephone access lines.
<b>AM</b>	ampoule Use UN/ECE Recommendation 21 (refer to Note 2 in the spreadsheet introduction, 1st sheet).
<b>AMH</b>	ampere hour A unit of electric charge defining the amount of charge accumulated by a steady flow of one ampere for one hour.
<b>AMP</b>	ampere
<b>ANN</b>	year Unit of time equal to 365,25 days. Synonym: Julian year
<b>AP</b>	aluminium pound only
<b>APZ</b>	troy ounce or apothecary ounce
<b>AQ</b>	anti-hemophilic factor (AHF) unit A unit of measure for blood potency (US).
<b>AR</b>	suppository
<b>ARE</b>	are
<b>AS</b>	assortment A unit of count defining the number of assortments (assortment: set of items grouped in a mixed collection).
<b>ASM</b>	alcoholic strength by mass A unit of mass defining the alcoholic strength of a liquid.
<b>ASU</b>	alcoholic strength by volume A unit of volume defining the alcoholic strength of a liquid (e.g. spirit, wine, beer, etc), often at a specific temperature.
<b>ATM</b>	standard atmosphere

---

---

**CL21 Measurement unit code (UNECE Recommendation 20)**
**Code specifying the unit of measurement.**


---

<b>ATT</b>	technical atmosphere
<b>AV</b>	capsule Use UN/ECE Recommendation 21 (refer to Note 2 in the spreadsheet introduction, 1st sheet).
<b>AW</b>	powder filled vial
<b>AY</b>	assembly A unit of count defining the number of assemblies (assembly: items that consist of component parts).
<b>AZ</b>	British thermal unit per pound
<b>B0</b>	Btu per cubic foot
<b>B1</b>	barrel (US) per day
<b>B10</b>	bit per second A unit of information equal to one binary digit per second.
<b>B11</b>	joule per kilogram kelvin
<b>B12</b>	joule per metre
<b>B13</b>	joule per square metre Synonym: joule per metre squared
<b>B14</b>	joule per metre to the fourth power
<b>B15</b>	joule per mole
<b>B16</b>	joule per mole kelvin
<b>B17</b>	credit A unit of count defining the number of entries made to the credit side of an account.
<b>B18</b>	joule second
<b>B19</b>	digit A unit of information defining the quantity of numerals used to form a number.
<b>B2</b>	bunk
<b>B20</b>	joule square metre per kilogram
<b>B21</b>	kelvin per watt
<b>B22</b>	kiloampere
<b>B23</b>	kiloampere per square metre
<b>B24</b>	kiloampere per metre

---

---

<b>CL21</b>	<b>Measurement unit code (UNECE Recommendation 20)</b>
<b>Code specifying the unit of measurement.</b>	
<b>B25</b>	kilobecquerel per kilogram
<b>B26</b>	kilocoulomb
<b>B27</b>	kilocoulomb per cubic metre
<b>B28</b>	kilocoulomb per square metre
<b>B29</b>	kiloelectronvolt
<b>B3</b>	batting pound A unit of mass defining the number of pounds of wadded fibre.
<b>B30</b>	gibibit A unit of information equal to 2 <sup>30</sup> bits (binary digits).
<b>B31</b>	kilogram metre per second
<b>B32</b>	kilogram metre squared
<b>B33</b>	kilogram metre squared per second
<b>B34</b>	kilogram per cubic decimetre
<b>B35</b>	kilogram per litre
<b>B36</b>	thermochemical calorie per gram
<b>B37</b>	kilogram-force
<b>B38</b>	kilogram-force metre
<b>B39</b>	kilogram-force metre per second
<b>B4</b>	barrel, imperial A unit of volume used to measure liquids such as beer or wine. One barrel equals 36 imperial gallons.
<b>B40</b>	kilogram-force per square metre
<b>B41</b>	kilojoule per kelvin
<b>B42</b>	kilojoule per kilogram
<b>B43</b>	kilojoule per kilogram kelvin
<b>B44</b>	kilojoule per mole
<b>B45</b>	kilomole
<b>B46</b>	kilomole per cubic metre
<b>B47</b>	kilonewton
<b>B48</b>	kilonewton metre
<b>B49</b>	kiloohm
<b>B5</b>	billet

---

---

**CL21 Measurement unit code (UNECE Recommendation 20)**
**Code specifying the unit of measurement.**


---

<b>B50</b>	kiloohm metre
<b>B51</b>	kilopond
<b>B52</b>	kilosecond
<b>B53</b>	kilosiemens
<b>B54</b>	kilosiemens per metre
<b>B55</b>	kilovolt per metre
<b>B56</b>	kiloweber per metre
<b>B57</b>	light year A unit of length defining the distance that light travels in a vacuum in one year.
<b>B58</b>	litre per mole
<b>B59</b>	lumen hour
<b>B6</b>	bun
<b>B60</b>	lumen per square metre
<b>B61</b>	lumen per watt
<b>B62</b>	lumen second
<b>B63</b>	lux hour
<b>B64</b>	lux second
<b>B65</b>	maxwell
<b>B66</b>	megaampere per square metre
<b>B67</b>	megabecquerel per kilogram
<b>B68</b>	gigabit A unit of information equal to 10 <sup>9</sup> bits (binary digits).
<b>B69</b>	megacoulomb per cubic metre
<b>B7</b>	cycle A unit of count defining the number of cycles (cycle: a recurrent period of definite duration).
<b>B70</b>	megacoulomb per square metre
<b>B71</b>	megaelectronvolt
<b>B72</b>	megagram per cubic metre
<b>B73</b>	meganewton
<b>B74</b>	meganewton metre
<b>B75</b>	megaohm

---

---

**CL21 Measurement unit code (UNECE Recommendation 20)**
**Code specifying the unit of measurement.**


---

<b>B76</b>	megaohm metre
<b>B77</b>	megasiemens per metre
<b>B78</b>	megavolt
<b>B79</b>	megavolt per metre
<b>B8</b>	joule per cubic metre
<b>B80</b>	gigabit per second A unit of information equal to 10 <sup>9</sup> bits (binary digits) per second.
<b>B81</b>	reciprocal metre squared reciprocal second
<b>B82</b>	inch per linear foot A unit of length defining the number of inches per linear foot.
<b>B83</b>	metre to the fourth power
<b>B84</b>	microampere
<b>B85</b>	microbar
<b>B86</b>	microcoulomb
<b>B87</b>	microcoulomb per cubic metre
<b>B88</b>	microcoulomb per square metre
<b>B89</b>	microfarad per metre
<b>B9</b>	batt
<b>B90</b>	microhenry
<b>B91</b>	microhenry per metre
<b>B92</b>	micronewton
<b>B93</b>	micronewton metre
<b>B94</b>	microohm
<b>B95</b>	microohm metre
<b>B96</b>	micropascal
<b>B97</b>	microradian
<b>B98</b>	microsecond
<b>B99</b>	microsiemens
<b>BAR</b>	bar [unit of pressure]
<b>BB</b>	base box A unit of area of 112 sheets of tin mil products (tin plate, tin free steel or black plate) 14 by 20 inches, or 31,360 square inches.

---

---

**CL21 Measurement unit code (UNECE Recommendation 20)**
**Code specifying the unit of measurement.**


---

<b>BD</b>	board Use UN/ECE Recommendation 21 (refer to Note 2 in the spreadsheet introduction, 1st sheet).
<b>BE</b>	bundle Use UN/ECE Recommendation 21 (refer to Note 2 in the spreadsheet introduction, 1st sheet).
<b>BFT</b>	board foot A unit of volume defining the number of cords (cord: a stack of firewood of 128 cubic feet).
<b>BG</b>	bag Use UN/ECE Recommendation 21 (refer to Note 2 in the spreadsheet introduction, 1st sheet).
<b>BH</b>	brush
<b>BHP</b>	brake horse power
<b>BIL</b>	billion (EUR) Synonym: trillion (US)
<b>BJ</b>	bucket Use UN/ECE Recommendation 21 (refer to Note 2 in the spreadsheet introduction, 1st sheet).
<b>BK</b>	basket Use UN/ECE Recommendation 21 (refer to Note 2 in the spreadsheet introduction, 1st sheet).
<b>BL</b>	bale Use UN/ECE Recommendation 21 (refer to Note 2 in the spreadsheet introduction, 1st sheet).
<b>BLD</b>	dry barrel (US)
<b>BLL</b>	barrel (US)
<b>BO</b>	bottle Use UN/ECE Recommendation 21 (refer to Note 2 in the spreadsheet introduction, 1st sheet).
<b>BP</b>	hundred board feet A unit of volume equal to one hundred board feet.
<b>BQL</b>	becquerel

---

---

**CL21 Measurement unit code (UNECE Recommendation 20)**
**Code specifying the unit of measurement.**


---

<b>BR</b>	bar [unit of packaging] Use UN/ECE Recommendation 21 (refer to Note 2 in the spreadsheet introduction, 1st sheet).
<b>BT</b>	bolt Use UN/ECE Recommendation 21 (refer to Note 2 in the spreadsheet introduction, 1st sheet).
<b>BTU</b>	British thermal unit
<b>BUA</b>	bushel (US)
<b>BUI</b>	bushel (UK)
<b>BW</b>	base weight
<b>BX</b>	box Use UN/ECE Recommendation 21 (refer to Note 2 in the spreadsheet introduction, 1st sheet).
<b>BZ</b>	million BTUs
<b>C0</b>	call A unit of count defining the number of calls (call: communication session or visitation).
<b>C1</b>	composite product pound (total weight)
<b>C10</b>	millifarad
<b>C11</b>	milligal
<b>C12</b>	milligram per metre
<b>C13</b>	milligray
<b>C14</b>	millihenry
<b>C15</b>	millijoule
<b>C16</b>	millimetre per second
<b>C17</b>	millimetre squared per second
<b>C18</b>	millimole
<b>C19</b>	mole per kilogram
<b>C2</b>	carset
<b>C20</b>	millinewton
<b>C21</b>	kibibit A unit of information equal to $2^{10}$ (1024) bits (binary digits).

---



---

**CL21 Measurement unit code (UNECE Recommendation 20)**
**Code specifying the unit of measurement.**


---

<b>C22</b>	millinewton per metre
<b>C23</b>	milliohm metre
<b>C24</b>	millipascal second
<b>C25</b>	milliradian
<b>C26</b>	millisecond
<b>C27</b>	millisiemens
<b>C28</b>	millisievert
<b>C29</b>	millitesla
<b>C3</b>	microvolt per metre
<b>C30</b>	millivolt per metre
<b>C31</b>	milliwatt
<b>C32</b>	milliwatt per square metre
<b>C33</b>	milliweber
<b>C34</b>	mole
<b>C35</b>	mole per cubic decimetre
<b>C36</b>	mole per cubic metre
<b>C37</b>	kilobit A unit of information equal to 10 <sup>3</sup> (1000) bits (binary digits).
<b>C38</b>	mole per litre
<b>C39</b>	nanoampere
<b>C4</b>	carload
<b>C40</b>	nanocoulomb
<b>C41</b>	nanofarad
<b>C42</b>	nanofarad per metre
<b>C43</b>	nanohenry
<b>C44</b>	nanohenry per metre
<b>C45</b>	nanometre
<b>C46</b>	nanoohm metre
<b>C47</b>	nanosecond
<b>C48</b>	nanotesla
<b>C49</b>	nanowatt

---

<b>CL21 Measurement unit code (UNECE Recommendation 20)</b>	
<b>Code specifying the unit of measurement.</b>	
<b>C5</b>	cost
<b>C50</b>	neper
<b>C51</b>	neper per second
<b>C52</b>	picometre
<b>C53</b>	newton metre second
<b>C54</b>	newton metre squared kilogram squared
<b>C55</b>	newton per square metre
<b>C56</b>	newton per square millimetre
<b>C57</b>	newton second
<b>C58</b>	newton second per metre
<b>C59</b>	octave A unit used in music to describe the ratio in frequency between notes.
<b>C6</b>	cell
<b>C60</b>	ohm centimetre
<b>C61</b>	ohm metre
<b>C62</b>	one Synonym: piece; unit
<b>C63</b>	parsec
<b>C64</b>	pascal per kelvin
<b>C65</b>	pascal second
<b>C66</b>	pascal second per cubic metre
<b>C67</b>	pascal second per metre
<b>C68</b>	petajoule
<b>C69</b>	phon A unit of subjective sound loudness. A sound has loudness p phons if it seems to the listener to be equal in loudness to the sound of a pure tone of frequency 1 kilohertz and strength p decibels.
<b>C7</b>	centipoise
<b>C70</b>	picoampere
<b>C71</b>	picocoulomb
<b>C72</b>	picofarad per metre

---

**CL21 Measurement unit code (UNECE Recommendation 20)**
**Code specifying the unit of measurement.**


---

<b>C73</b>	picohenry
<b>C74</b>	kilobit per second A unit of information equal to $10^3$ (1000) bits (binary digits) per second.
<b>C75</b>	picowatt
<b>C76</b>	picowatt per square metre
<b>C77</b>	pound gage
<b>C78</b>	pound-force
<b>C79</b>	kilovolt ampere hour A unit of accumulated energy of 1000 volt amperes over a period of one hour.
<b>C8</b>	millicoulomb per kilogram
<b>C80</b>	rad
<b>C81</b>	radian
<b>C82</b>	radian square metre per mole
<b>C83</b>	radian square metre per kilogram
<b>C84</b>	radian per metre
<b>C85</b>	reciprocal angstrom
<b>C86</b>	reciprocal cubic metre
<b>C87</b>	reciprocal cubic metre per second
<b>C88</b>	reciprocal electron volt per cubic metre
<b>C89</b>	reciprocal henry
<b>C9</b>	coil group A unit of count defining the number of coil groups (coil group: groups of items arranged by lengths of those items placed in a joined sequence of concentric circles).
<b>C90</b>	reciprocal joule per cubic metre
<b>C91</b>	reciprocal kelvin or kelvin to the power minus one
<b>C92</b>	reciprocal metre
<b>C93</b>	reciprocal square metre Synonym: reciprocal metre squared
<b>C94</b>	reciprocal minute
<b>C95</b>	reciprocal mole
<b>C96</b>	reciprocal pascal or pascal to the power minus one

---

---

**CL21 Measurement unit code (UNECE Recommendation 20)**
**Code specifying the unit of measurement.**


---

<b>C97</b>	reciprocal second
<b>C98</b>	reciprocal second per cubic metre
<b>C99</b>	reciprocal second per metre squared
<b>CA</b>	can Use UN/ECE Recommendation 21 (refer to Note 2 in the spreadsheet introduction, 1st sheet).
<b>CCT</b>	carrying capacity in metric ton A unit of mass defining the carrying capacity, expressed as the number of metric tons.
<b>CDL</b>	candela
<b>CEL</b>	degree Celsius Refer ISO 80000-5 (Quantities and units — Part 5: Thermodynamics)
<b>CEN</b>	hundred A unit of count defining the number of units in multiples of 100.
<b>CG</b>	card A unit of count defining the number of units of card (card: thick stiff paper or cardboard).
<b>CGM</b>	centigram
<b>CH</b>	container Use UN/ECE Recommendation 21 (refer to Note 2 in the spreadsheet introduction, 1st sheet).
<b>CJ</b>	cone Use UN/ECE Recommendation 21 (refer to Note 2 in the spreadsheet introduction, 1st sheet).
<b>CK</b>	connector
<b>CKG</b>	coulomb per kilogram
<b>CL</b>	coil Use UN/ECE Recommendation 21 (refer to Note 2 in the spreadsheet introduction, 1st sheet).
<b>CLF</b>	hundred leave A unit of count defining the number of leaves, expressed in units of one hundred leaves.

---

---

**CL21 Measurement unit code (UNECE Recommendation 20)****Code specifying the unit of measurement.**

---

<b>CLT</b>	centilitre
<b>CMK</b>	square centimetre
<b>CMQ</b>	cubic centimetre
<b>CMT</b>	centimetre
<b>CNP</b>	hundred pack A unit of count defining the number of hundred-packs (hundred-pack: set of one hundred items packaged together).
<b>CNT</b>	cental (UK) A unit of mass equal to one hundred weight (US).
<b>CO</b>	carboy Use UN/ECE Recommendation 21 (refer to Note 2 in the spreadsheet introduction, 1st sheet).
<b>COU</b>	coulomb
<b>CQ</b>	cartridge Use UN/ECE Recommendation 21 (refer to Note 2 in the spreadsheet introduction, 1st sheet).
<b>CR</b>	crate Use UN/ECE Recommendation 21 (refer to Note 2 in the spreadsheet introduction, 1st sheet).
<b>CS</b>	case Use UN/ECE Recommendation 21 (refer to Note 2 in the spreadsheet introduction, 1st sheet).
<b>CT</b>	carton Use UN/ECE Recommendation 21 (refer to Note 2 in the spreadsheet introduction, 1st sheet).
<b>CTG</b>	content gram A unit of mass defining the number of grams of a named item in a product.
<b>CTM</b>	metric carat
<b>CTN</b>	content ton (metric) A unit of mass defining the number of metric tons of a named item in a product.

---

---

**CL21 Measurement unit code (UNECE Recommendation 20)**
**Code specifying the unit of measurement.**


---

<b>CU</b>	cup Use UN/ECE Recommendation 21 (refer to Note 2 in the spreadsheet introduction, 1st sheet).
<b>CUR</b>	curie
<b>CV</b>	cover Use UN/ECE Recommendation 21 (refer to Note 2 in the spreadsheet introduction, 1st sheet).
<b>CWA</b>	hundred pounds (cwt) / hundred weight (US)
<b>CWI</b>	hundred weight (UK)
<b>CY</b>	cylinder Use UN/ECE Recommendation 21 (refer to Note 2 in the spreadsheet introduction, 1st sheet).
<b>CZ</b>	combo
<b>D03</b>	kilowatt hour per hour A unit of accumulated energy of a thousand watts over a period of one hour.
<b>D04</b>	lot [unit of weight] A unit of weight equal to about 1/2 ounce or 15 grams.
<b>D1</b>	reciprocal second per steradian
<b>D10</b>	siemens per metre
<b>D11</b>	mebibit A unit of information equal to 2 <sup>20</sup> (1048576) bits (binary digits).
<b>D12</b>	siemens square metre per mole
<b>D13</b>	sievert
<b>D14</b>	thousand linear yard
<b>D15</b>	sone A unit of subjective sound loudness. One sone is the loudness of a pure tone of frequency one kilohertz and strength 40 decibels.
<b>D16</b>	square centimetre per erg
<b>D17</b>	square centimetre per steradian erg
<b>D18</b>	metre kelvin
<b>D19</b>	square metre kelvin per watt
<b>D2</b>	reciprocal second per steradian metre squared

---

---

**CL21 Measurement unit code (UNECE Recommendation 20)**
**Code specifying the unit of measurement.**


---

<b>D20</b>	square metre per joule
<b>D21</b>	square metre per kilogram
<b>D22</b>	square metre per mole
<b>D23</b>	pen gram (protein) A unit of count defining the number of grams of amino acid prescribed for parenteral/enteral therapy.
<b>D24</b>	square metre per steradian
<b>D25</b>	square metre per steradian joule
<b>D26</b>	square metre per volt second
<b>D27</b>	steradian
<b>D28</b>	syphon
<b>D29</b>	terahertz
<b>D30</b>	terajoule
<b>D31</b>	terawatt
<b>D32</b>	terawatt hour
<b>D33</b>	tesla
<b>D34</b>	tex A unit of yarn density. One decitex equals a mass of 1 gram per 1 kilometre of length.
<b>D35</b>	thermochemical calorie
<b>D36</b>	megabit A unit of information equal to $10^7$ (1000000) bits (binary digits).
<b>D37</b>	thermochemical calorie per gram kelvin
<b>D38</b>	thermochemical calorie per second centimetre kelvin
<b>D39</b>	thermochemical calorie per second square centimetre kelvin
<b>D40</b>	thousand litre
<b>D41</b>	tonne per cubic metre
<b>D42</b>	tropical year
<b>D43</b>	unified atomic mass unit
<b>D44</b>	var The name of the unit is an acronym for volt-ampere-reactive.
<b>D45</b>	volt squared per kelvin squared

---

---

**CL21 Measurement unit code (UNECE Recommendation 20)**
**Code specifying the unit of measurement.**


---

<b>D46</b>	volt - ampere
<b>D47</b>	volt per centimetre
<b>D48</b>	volt per kelvin
<b>D49</b>	millivolt per kelvin
<b>D5</b>	kilogram per square centimetre
<b>D50</b>	volt per metre
<b>D51</b>	volt per millimetre
<b>D52</b>	watt per kelvin
<b>D53</b>	watt per metre kelvin
<b>D54</b>	watt per square metre
<b>D55</b>	watt per square metre kelvin
<b>D56</b>	watt per square metre kelvin to the fourth power
<b>D57</b>	watt per steradian
<b>D58</b>	watt per steradian square metre
<b>D59</b>	weber per metre
<b>D6</b>	roentgen per second
<b>D60</b>	weber per millimetre
<b>D61</b>	minute [unit of angle]
<b>D62</b>	second [unit of angle]
<b>D63</b>	book A unit of count defining the number of books (book: set of items bound together or written document of a material whole).
<b>D64</b>	block
<b>D65</b>	round A unit of count defining the number of rounds (round: A circular or cylindrical object).
<b>D66</b>	cassette
<b>D67</b>	dollar per hour
<b>D68</b>	number of words A unit of count defining the number of words.
<b>D69</b>	inch to the fourth power

---



---

**CL21 Measurement unit code (UNECE Recommendation 20)**
**Code specifying the unit of measurement.**


---

<b>D7</b>	sandwich
<b>D70</b>	International Table (IT) calorie
<b>D71</b>	International Table (IT) calorie per second centimetre kelvin
<b>D72</b>	International Table (IT) calorie per second square centimetre kelvin
<b>D73</b>	joule square metre
<b>D74</b>	kilogram per mole
<b>D75</b>	International Table (IT)calorie per gram
<b>D76</b>	International Table (IT) calorie per gram kelvin
<b>D77</b>	megacoulomb
<b>D78</b>	megajoule per second A unit of accumulated energy equal to one million joules per second.
<b>D79</b>	beam
<b>D8</b>	draize score
<b>D80</b>	microwatt
<b>D81</b>	microtesla
<b>D82</b>	microvolt
<b>D83</b>	millinewton metre
<b>D85</b>	microwatt per square metre
<b>D86</b>	millicoulomb
<b>D87</b>	millimole per kilogram
<b>D88</b>	millicoulomb per cubic metre
<b>D89</b>	millicoulomb per square metre
<b>D9</b>	dyne per square centimetre
<b>D90</b>	cubic metre (net)
<b>D91</b>	rem
<b>D92</b>	band
<b>D93</b>	second per cubic metre
<b>D94</b>	second per radian cubic metre
<b>D95</b>	joule per gram
<b>D96</b>	pound gross

---

---

<b>CL21</b>	<b>Measurement unit code (UNECE Recommendation 20)</b>
<b>Code specifying the unit of measurement.</b>	
<b>D97</b>	pallet/unit load Use UN/ECE Recommendation 21 (refer to Note 2 in the spreadsheet introduction, 1st sheet).
<b>D98</b>	mass pound
<b>D99</b>	sleeve
<b>DAA</b>	decare
<b>DAD</b>	ten day A unit of time defining the number of days in multiples of 10.
<b>DAY</b>	day
<b>DB</b>	dry pound A unit of mass defining the number of pounds of a product, disregarding the water content of the product.
<b>DC</b>	disk (disc)
<b>DD</b>	degree [unit of angle]
<b>DE</b>	deal
<b>DEC</b>	decade A unit of count defining the number of decades (decade: quantity equal to 10 or time equal to 10 years).
<b>DG</b>	decigram
<b>DI</b>	dispenser
<b>DJ</b>	decagram
<b>DLT</b>	decilitre
<b>DMA</b>	cubic decametre
<b>DMK</b>	square decimetre
<b>DMO</b>	standard kilolitre A unit of volume defining the number of kilolitres of a product at a temperature of 15 degrees Celsius, especially in relation to hydrocarbon oils.
<b>DMQ</b>	cubic decimetre
<b>DMT</b>	decimetre
<b>DN</b>	decinewton metre

---

---

**CL21 Measurement unit code (UNECE Recommendation 20)**
**Code specifying the unit of measurement.**


---

<b>DPC</b>	dozen piece A unit of count defining the number of pieces in multiples of 12 (piece: an individual part of a larger whole).
<b>DPR</b>	dozen pair A unit of count defining the number of pairs in multiples of 12 (pair: item described by two's).
<b>DPT</b>	displacement tonnage A unit of mass defining the volume of sea water a ship displaces, expressed as the number of tons.
<b>DQ</b>	data record
<b>DR</b>	drum Use UN/ECE Recommendation 21 (refer to Note 2 in the spreadsheet introduction, 1st sheet).
<b>DRA</b>	dram (US)
<b>DRI</b>	dram (UK)
<b>DRL</b>	dozen roll A unit of count defining the number of rolls, expressed in twelve roll units.
<b>DRM</b>	drachm (UK)
<b>DS</b>	display
<b>DT</b>	dry ton A unit of mass defining the number of tons of a product, disregarding the water content of the product.
<b>DTN</b>	decitonne synonym: centner, metric 100 kg; quintal, metric 100 kg
<b>DU</b>	dyne
<b>DWT</b>	pennyweight
<b>DX</b>	dyne per centimetre
<b>DY</b>	directory book
<b>DZN</b>	dozen A unit of count defining the number of units in multiples of 12.
<b>DZP</b>	dozen pack A unit of count defining the number of packs in multiples of 12 (pack: standard packaging unit).

---

<b>CL21 Measurement unit code (UNECE Recommendation 20)</b>	
<b>Code specifying the unit of measurement.</b>	
<b>E01</b>	newton per square centimetre A measure of pressure expressed in newtons per square centimetre.
<b>E07</b>	megawatt hour per hour A unit of accumulated energy of a million watts over a period of one hour.
<b>E08</b>	megawatt per hertz A unit of energy expressed as the load change in million watts that will cause a frequency shift of one hertz.
<b>E09</b>	milliampere hour A unit of power load delivered at the rate of one thousandth of an ampere over a period of one hour.
<b>E10</b>	degree day A unit of measure used in meteorology and engineering to measure the demand for heating or cooling over a given period of days.
<b>E11</b>	gigacalorie A unit of heat energy equal to one thousand million calories.
<b>E12</b>	mille A unit of count defining the number of cigarettes in units of 1000.
<b>E14</b>	kilocalorie (IT) A unit of heat energy equal to one thousand calories.
<b>E15</b>	kilocalorie (TH) per hour A unit of energy equal to one thousand calories per hour.
<b>E16</b>	million Btu(IT) per hour A unit of power equal to one million British thermal units per hour.
<b>E17</b>	cubic foot per second A unit of volume equal to one cubic foot passing a given point in a period of one second.
<b>E18</b>	tonne per hour A unit of weight or mass equal to one tonne per hour.
<b>E19</b>	ping A unit of area equal to 3.3 square metres.
<b>E2</b>	belt

---

**CL21 Measurement unit code (UNECE Recommendation 20)**
**Code specifying the unit of measurement.**


---

<b>E20</b>	megabit per second A unit of information equal to 10 <sup>6</sup> (1000000) bits (binary digits) per second.
<b>E21</b>	shares A unit of count defining the number of shares (share: a total or portion of the parts into which a business entity's capital is divided).
<b>E22</b>	TEU A unit of count defining the number of twenty-foot equivalent units (TEUs) as a measure of containerized cargo capacity.
<b>E23</b>	tyre A unit of count defining the number of tyres (a solid or air-filled covering placed around a wheel rim to form a soft contact with the road, absorb shock and provide traction).
<b>E25</b>	active unit A unit of count defining the number of active units within a substance.
<b>E27</b>	dose A unit of count defining the number of doses (dose: a definite quantity of a medicine or drug).
<b>E28</b>	air dry ton A unit of mass defining the number of tons of a product, disregarding the water content of the product.
<b>E3</b>	trailer
<b>E30</b>	strand A unit of count defining the number of strands (strand: long, thin, flexible, single thread, strip of fibre, constituent filament or multiples of the same, twisted together).
<b>E31</b>	square metre per litre A unit of count defining the number of square metres per litre.
<b>E32</b>	litre per hour A unit of count defining the number of litres per hour.
<b>E33</b>	foot per thousand A unit of count defining the number of feet per thousand units.

---

---

**CL21 Measurement unit code (UNECE Recommendation 20)**
**Code specifying the unit of measurement.**


---

<b>E34</b>	gigabyte A unit of information equal to $10^9$ bytes.
<b>E35</b>	terabyte A unit of information equal to $10^{12}$ bytes.
<b>E36</b>	petabyte A unit of information equal to $10^{15}$ bytes.
<b>E37</b>	pixel A unit of count defining the number of pixels (pixel: picture element).
<b>E38</b>	megapixel A unit of count equal to $10^6$ (1000000) pixels (picture elements).
<b>E39</b>	dots per inch A unit of information defining the number of dots per linear inch as a measure of the resolution or sharpness of a graphic image.
<b>E4</b>	gross kilogram A unit of mass defining the total number of kilograms before deductions.
<b>E40</b>	part per hundred thousand A unit of proportion equal to $10^{-5}$ .
<b>E41</b>	kilogram force per square millimetre A unit of pressure defining the number of kilograms force per square millimetre.
<b>E42</b>	kilogram force per square centimetre A unit of pressure defining the number of kilograms force per square centimetre.
<b>E43</b>	joule per square centimetre A unit of energy defining the number of joules per square centimetre.
<b>E44</b>	kilogram-force metre per square centimetre A unit of energy defining the number of kilogram-force metres per square centimetre.
<b>E45</b>	milliohm
<b>E46</b>	kilowatt hour per cubic metre A unit of energy consumption expressed as kilowatt hour per cubic metre.
<b>E47</b>	kilowatt hour per kelvin A unit of energy consumption expressed as kilowatt hour per kelvin.

---

---

**CL21 Measurement unit code (UNECE Recommendation 20)**
**Code specifying the unit of measurement.**


---

<b>E48</b>	service unit A unit of count defining the number of service units (service unit: defined period / property / facility / utility of supply).
<b>E49</b>	working day A unit of count defining the number of working days (working day: a day on which work is ordinarily performed).
<b>E5</b>	metric long ton A metric unit of mass equal to 1016.047 kilograms (2240 pounds).
<b>E50</b>	accounting unit A unit of count defining the number of accounting units.
<b>E51</b>	job A unit of count defining the number of jobs.
<b>E52</b>	run foot A unit of count defining the number feet per run.
<b>E53</b>	test A unit of count defining the number of tests.
<b>E54</b>	trip A unit of count defining the number of trips.
<b>E55</b>	use A unit of count defining the number of times an object is used.
<b>E56</b>	well A unit of count defining the number of wells.
<b>E57</b>	zone A unit of count defining the number of zones.
<b>E58</b>	exabit per second A unit of information equal to $10^{18}$ bits (binary digits) per second.
<b>E59</b>	exbibyte A unit of information equal to $2^{60}$ bytes.
<b>E60</b>	pebibyte A unit of information equal to $2^{50}$ bytes.
<b>E61</b>	tebibyte A unit of information equal to $2^{40}$ bytes.

---

---

<b>CL21</b>	<b>Measurement unit code (UNECE Recommendation 20)</b>
<b>Code specifying the unit of measurement.</b>	
<b>E62</b>	gibibyte A unit of information equal to $2^{30}$ bytes.
<b>E63</b>	mebibyte A unit of information equal to $2^{20}$ bytes.
<b>E64</b>	kibibyte A unit of information equal to $2^{10}$ bytes.
<b>E65</b>	exbibit per metre A unit of information equal to $2^{60}$ bits (binary digits) per metre.
<b>E66</b>	exbibit per square metre A unit of information equal to $2^{60}$ bits (binary digits) per square metre.
<b>E67</b>	exbibit per cubic metre A unit of information equal to $2^{60}$ bits (binary digits) per cubic metre.
<b>E68</b>	gigabyte per second A unit of information equal to $10^9$ bytes per second.
<b>E69</b>	gibibit per metre A unit of information equal to $2^{30}$ bits (binary digits) per metre.
<b>E70</b>	gibibit per square metre A unit of information equal to $2^{30}$ bits (binary digits) per square metre.
<b>E71</b>	gibibit per cubic metre A unit of information equal to $2^{30}$ bits (binary digits) per cubic metre.
<b>E72</b>	kibibit per metre A unit of information equal to $2^{10}$ bits (binary digits) per metre.
<b>E73</b>	kibibit per square metre A unit of information equal to $2^{10}$ bits (binary digits) per square metre.
<b>E74</b>	kibibit per cubic metre A unit of information equal to $2^{10}$ bits (binary digits) per cubic metre.
<b>E75</b>	mebibit per metre A unit of information equal to $2^{20}$ bits (binary digits) per metre.
<b>E76</b>	mebibit per square metre A unit of information equal to $2^{20}$ bits (binary digits) per square metre.
<b>E77</b>	mebibit per cubic metre A unit of information equal to $2^{20}$ bits (binary digits) per cubic metre.

---



---

**CL21 Measurement unit code (UNECE Recommendation 20)**
**Code specifying the unit of measurement.**


---

<b>E78</b>	petabit A unit of information equal to $10^{17}$ bits (binary digits).
<b>E79</b>	petabit per second A unit of information equal to $10^{17}$ bits (binary digits) per second.
<b>E80</b>	pebibit per metre A unit of information equal to $2^{60}$ bits (binary digits) per metre.
<b>E81</b>	pebibit per square metre A unit of information equal to $2^{60}$ bits (binary digits) per square metre.
<b>E82</b>	pebibit per cubic metre A unit of information equal to $2^{60}$ bits (binary digits) per cubic metre.
<b>E83</b>	terabit A unit of information equal to $10^{12}$ bits (binary digits).
<b>E84</b>	terabit per second A unit of information equal to $10^{12}$ bits (binary digits) per second.
<b>E85</b>	tebibit per metre A unit of information equal to $2^{40}$ bits (binary digits) per metre.
<b>E86</b>	tebibit per cubic metre A unit of information equal to $2^{40}$ bits (binary digits) per cubic metre.
<b>E87</b>	tebibit per square metre A unit of information equal to $2^{40}$ bits (binary digits) per square metre.
<b>E88</b>	bit per metre A unit of information equal to 1 bit (binary digit) per metre.
<b>E89</b>	bit per square metre A unit of information equal to 1 bit (binary digit) per square metre.
<b>E90</b>	reciprocal centimetre
<b>E91</b>	reciprocal day
<b>E92</b>	cubic decimetre per hour
<b>E93</b>	kilogram per hour
<b>E94</b>	kilomole per second
<b>E95</b>	mole per second
<b>E96</b>	degree per second
<b>E97</b>	millimetre per degree Celcius metre

---

<b>CL21</b>	<b>Measurement unit code (UNECE Recommendation 20)</b>
<b>Code specifying the unit of measurement.</b>	
<b>E98</b>	degree celsius per kelvin
<b>E99</b>	hektopascal per bar
<b>EA</b>	each A unit of count defining the number of items regarded as separate units.
<b>EB</b>	electronic mail box A unit of count defining the number of electronic mail boxes.
<b>EC</b>	each per month
<b>EP</b>	eleven pack
<b>EQ</b>	equivalent gallon A unit of volume defining the number of gallons of product produced from concentrate.
<b>EV</b>	envelope Use UN/ECE Recommendation 21 (refer to Note 2 in the spreadsheet introduction, 1st sheet).
<b>F01</b>	bit per cubic metre A unit of information equal to 1 bit (binary digit) per cubic metre.
<b>F02</b>	kelvin per kelvin
<b>F03</b>	kilopascal per bar
<b>F04</b>	millibar per bar
<b>F05</b>	megapascal per bar
<b>F06</b>	poise per bar
<b>F07</b>	pascal per bar
<b>F08</b>	milliampere per inch
<b>F1</b>	thousand cubic feet per day
<b>F10</b>	kelvin per hour
<b>F11</b>	kelvin per minute
<b>F12</b>	kelvin per second
<b>F13</b>	slug A unit of mass. One slug is the mass accelerated at 1 foot per second per second by a force of 1 pound.
<b>F14</b>	gram per kelvin
<b>F15</b>	kilogram per kelvin

---

**CL21 Measurement unit code (UNECE Recommendation 20)**
**Code specifying the unit of measurement.**


---

<b>F16</b>	milligram per kelvin
<b>F17</b>	pound-force per foot
<b>F18</b>	kilogram square centimetre
<b>F19</b>	kilogram square millimetre
<b>F20</b>	pound inch squared
<b>F21</b>	pound-force inch
<b>F22</b>	pound-force foot per ampere
<b>F23</b>	gram per cubic decimetre
<b>F24</b>	kilogram per kilomol
<b>F25</b>	gram per hertz
<b>F26</b>	gram per day
<b>F27</b>	gram per hour
<b>F28</b>	gram per minute
<b>F29</b>	gram per second
<b>F30</b>	kilogram per day
<b>F31</b>	kilogram per minute
<b>F32</b>	milligram per day
<b>F33</b>	milligram per minute
<b>F34</b>	milligram per second
<b>F35</b>	gram per day kelvin
<b>F36</b>	gram per hour kelvin
<b>F37</b>	gram per minute kelvin
<b>F38</b>	gram per second kelvin
<b>F39</b>	kilogram per day kelvin
<b>F40</b>	kilogram per hour kelvin
<b>F41</b>	kilogram per minute kelvin
<b>F42</b>	kilogram per second kelvin
<b>F43</b>	milligram per day kelvin
<b>F44</b>	milligram per hour kelvin
<b>F45</b>	milligram per minute kelvin
<b>F46</b>	milligram per second kelvin

---

CL21	Measurement unit code (UNECE Recommendation 20)
Code specifying the unit of measurement.	
F47	newton per millimetre
F48	pound-force per inch
F49	rod [unit of distance] A unit of distance equal to 5.5 yards (16 feet 6 inches).
F50	micrometre per kelvin
F51	centimetre per kelvin
F52	metre per kelvin
F53	millimetre per kelvin
F54	milliohm per metre
F55	ohm per mile
F56	ohm per kilometre
F57	milliamperere per pound-force per square inch
F58	reciprocal bar
F59	milliamperere per bar
F60	degree Celsius per bar
F61	kelvin per bar
F62	gram per day bar
F63	gram per hour bar
F64	gram per minute bar
F65	gram per second bar
F66	kilogram per day bar
F67	kilogram per hour bar
F68	kilogram per minute bar
F69	kilogram per second bar
F70	milligram per day bar
F71	milligram per hour bar
F72	milligram per minute bar
F73	milligram per second bar
F74	gram per bar
F75	milligram per bar
F76	milliamperere per millimetre

---

**CL21 Measurement unit code (UNECE Recommendation 20)**
**Code specifying the unit of measurement.**


---

<b>F77</b>	pascal second per kelvin
<b>F78</b>	inch of water
<b>F79</b>	inch of mercury
<b>F80</b>	water horse power A unit of power defining the amount of power required to move a given volume of water against acceleration of gravity to a specified elevation (pressure head).
<b>F81</b>	bar per kelvin
<b>F82</b>	hektopascal per kelvin
<b>F83</b>	kilopascal per kelvin
<b>F84</b>	millibar per kelvin
<b>F85</b>	megapascal per kelvin
<b>F86</b>	poise per kelvin
<b>F87</b>	volt per litre minute
<b>F88</b>	newton centimetre
<b>F89</b>	newton metre per degree
<b>F9</b>	fibre per cubic centimetre of air
<b>F90</b>	newton metre per ampere
<b>F91</b>	bar litre per second
<b>F92</b>	bar cubic metre per second
<b>F93</b>	hektopascal litre per second
<b>F94</b>	hektopascal cubic metre per second
<b>F95</b>	millibar litre per second
<b>F96</b>	millibar cubic metre per second
<b>F97</b>	megapascal litre per second
<b>F98</b>	megapascal cubic metre per second
<b>F99</b>	pascal litre per second
<b>FAH</b>	degree Fahrenheit Refer ISO 80000-5 (Quantities and units — Part 5: Thermodynamics)
<b>FAR</b>	farad
<b>FB</b>	field

---

---

**CL21 Measurement unit code (UNECE Recommendation 20)**
**Code specifying the unit of measurement.**


---

<b>FBM</b>	fibre metre A unit of length defining the number of metres of individual fibre.
<b>FC</b>	thousand cubic feet A unit of volume equal to one thousand cubic feet.
<b>FD</b>	million particle per cubic foot
<b>FE</b>	track foot
<b>FF</b>	hundred cubic metre A unit of volume equal to one hundred cubic metres.
<b>FG</b>	transdermal patch
<b>FH</b>	micromole
<b>FL</b>	flake ton A unit of mass defining the number of tons of a flaked substance (flake: a small flattish fragment).
<b>FM</b>	million cubic feet
<b>FOT</b>	foot
<b>FP</b>	pound per square foot
<b>FR</b>	foot per minute
<b>FS</b>	foot per second
<b>FTK</b>	square foot
<b>FTQ</b>	cubic foot
<b>G01</b>	pascal cubic metre per second
<b>G04</b>	centimetre per bar
<b>G05</b>	metre per bar
<b>G06</b>	millimetre per bar
<b>G08</b>	square inch per second
<b>G09</b>	square metre per second kelvin
<b>G10</b>	stokes per kelvin
<b>G11</b>	gram per cubic centimetre bar
<b>G12</b>	gram per cubic decimetre bar
<b>G13</b>	gram per litre bar
<b>G14</b>	gram per cubic metre bar

---

---

**CL21 Measurement unit code (UNECE Recommendation 20)**
**Code specifying the unit of measurement.**


---

<b>G15</b>	gram per millilitre bar
<b>G16</b>	kilogram per cubic centimetre bar
<b>G17</b>	kilogram per litre bar
<b>G18</b>	kilogram per cubic metre bar
<b>G19</b>	newton metre per kilogram
<b>G2</b>	US gallon per minute
<b>G20</b>	pound-force foot per pound
<b>G21</b>	cup [unit of volume]
<b>G23</b>	peck
<b>G24</b>	tablespoon
<b>G25</b>	teaspoon
<b>G26</b>	stere
<b>G27</b>	cubic centimetre per kelvin
<b>G28</b>	litre per kelvin
<b>G29</b>	cubic metre per kelvin
<b>G3</b>	Imperial gallon per minute
<b>G30</b>	millilitre per kelvin
<b>G31</b>	kilogram per cubic centimetre
<b>G32</b>	ounce (avoirdupois) per cubic yard
<b>G33</b>	gram per cubic centimetre kelvin
<b>G34</b>	gram per cubic decimetre kelvin
<b>G35</b>	gram per litre kelvin
<b>G36</b>	gram per cubic metre kelvin
<b>G37</b>	gram per millilitre kelvin
<b>G38</b>	kilogram per cubic centimetre kelvin
<b>G39</b>	kilogram per litre kelvin
<b>G40</b>	kilogram per cubic metre kelvin
<b>G41</b>	square metre per second bar
<b>G42</b>	microsiemens per centimetre
<b>G43</b>	microsiemens per metre
<b>G44</b>	nanosiemens per centimetre

---

---

**CL21 Measurement unit code (UNECE Recommendation 20)**
**Code specifying the unit of measurement.**


---

<b>G45</b>	nanosiemens per metre
<b>G46</b>	stokes per bar
<b>G47</b>	cubic centimetre per day
<b>G48</b>	cubic centimetre per hour
<b>G49</b>	cubic centimetre per minute
<b>G50</b>	gallon (US) per hour
<b>G51</b>	litre per second
<b>G52</b>	cubic metre per day
<b>G53</b>	cubic metre per minute
<b>G54</b>	millilitre per day
<b>G55</b>	millilitre per hour
<b>G56</b>	cubic inch per hour
<b>G57</b>	cubic inch per minute
<b>G58</b>	cubic inch per second
<b>G59</b>	milliampere per litre minute
<b>G60</b>	volt per bar
<b>G61</b>	cubic centimetre per day kelvin
<b>G62</b>	cubic centimetre per hour kelvin
<b>G63</b>	cubic centimetre per minute kelvin
<b>G64</b>	cubic centimetre per second kelvin
<b>G65</b>	litre per day kelvin
<b>G66</b>	litre per hour kelvin
<b>G67</b>	litre per minute kelvin
<b>G68</b>	litre per second kelvin
<b>G69</b>	cubic metre per day kelvin
<b>G7</b>	microfiche sheet
<b>G70</b>	cubic metre per hour kelvin
<b>G71</b>	cubic metre per minute kelvin
<b>G72</b>	cubic metre per second kelvin
<b>G73</b>	millilitre per day kelvin
<b>G74</b>	millilitre per hour kelvin

---



---

**CL21 Measurement unit code (UNECE Recommendation 20)**
**Code specifying the unit of measurement.**


---

<b>G75</b>	millilitre per minute kelvin
<b>G76</b>	millilitre per second kelvin
<b>G77</b>	millimetre to the fourth power
<b>G78</b>	cubic centimetre per day bar
<b>G79</b>	cubic centimetre per hour bar
<b>G80</b>	cubic centimetre per minute bar
<b>G81</b>	cubic centimetre per second bar
<b>G82</b>	litre per day bar
<b>G83</b>	litre per hour bar
<b>G84</b>	litre per minute bar
<b>G85</b>	litre per second bar
<b>G86</b>	cubic metre per day bar
<b>G87</b>	cubic metre per hour bar
<b>G88</b>	cubic metre per minute bar
<b>G89</b>	cubic metre per second bar
<b>G90</b>	millilitre per day bar
<b>G91</b>	millilitre per hour bar
<b>G92</b>	millilitre per minute bar
<b>G93</b>	millilitre per second bar
<b>G94</b>	cubic centimetre per bar
<b>G95</b>	litre per bar
<b>G96</b>	cubic metre per bar
<b>G97</b>	millilitre per bar
<b>G98</b>	microhenry per kilohm
<b>G99</b>	microhenry per ohm
<b>GB</b>	gallon (US) per day
<b>GBQ</b>	gigabecquerel
<b>GC</b>	gram per 100 gram
<b>GD</b>	gross barrel

---

---

**CL21 Measurement unit code (UNECE Recommendation 20)**
**Code specifying the unit of measurement.**


---

<b>GDW</b>	gram, dry weight A unit of mass defining the number of grams of a product, disregarding the water content of the product.
<b>GE</b>	pound per gallon (US)
<b>GF</b>	gram per metre (gram per 100 centimetres)
<b>GFI</b>	gram of fissile isotope A unit of mass defining the number of grams of a fissile isotope (fissile isotope: an isotope whose nucleus is able to be split when irradiated with low energy neutrons).
<b>GGR</b>	great gross A unit of count defining the number of units in multiples of 1728 (12 x 12 x 12).
<b>GH</b>	half gallon (US)
<b>GIA</b>	gill (US)
<b>GIC</b>	gram, including container A unit of mass defining the number of grams of a product, including its container.
<b>GII</b>	gill (UK)
<b>GIP</b>	gram, including inner packaging A unit of mass defining the number of grams of a product, including its inner packaging materials.
<b>GJ</b>	gram per millilitre
<b>GK</b>	gram per kilogram
<b>GL</b>	gram per litre
<b>GLD</b>	dry gallon (US)
<b>GLI</b>	gallon (UK)
<b>GLL</b>	gallon (US)
<b>GM</b>	gram per square metre
<b>GN</b>	gross gallon
<b>GO</b>	milligrams per square metre
<b>GP</b>	milligram per cubic metre
<b>GQ</b>	microgram per cubic metre

---

---

**CL21 Measurement unit code (UNECE Recommendation 20)**
**Code specifying the unit of measurement.**


---

<b>GRM</b>	gram
<b>GRN</b>	grain
<b>GRO</b>	gross A unit of count defining the number of units in multiples of 144 (12 x 12).
<b>GRT</b>	gross register ton A unit of mass equal to the total cubic footage before deductions, where 1 register ton is equal to 100 cubic feet. Refer International Convention on tonnage measurement of ships.
<b>GT</b>	gross ton A unit of mass equal to 2440 pounds, see ton (UK). Refer International Convention on Tonnage measurement of Ships. Synonym: metric gross ton
<b>GV</b>	gigajoule
<b>GW</b>	gallon per thousand cubic feet
<b>GWH</b>	gigawatt hour
<b>GY</b>	gross yard
<b>GZ</b>	gage system
<b>H03</b>	henry per kilohm
<b>H04</b>	henry per ohm
<b>H05</b>	millihenry per kilohm
<b>H06</b>	millihenry per ohm
<b>H07</b>	pascal second per bar
<b>H08</b>	microbecquerel
<b>H09</b>	reciprocal year
<b>H1</b>	half page – electronic
<b>H10</b>	reciprocal hour
<b>H11</b>	reciprocal month
<b>H12</b>	degree Celsius per hour
<b>H13</b>	degree Celsius per minute
<b>H14</b>	degree Celsius per second
<b>H15</b>	square centimetre per gram
<b>H2</b>	half litre

---

---

<b>CL21</b>	<b>Measurement unit code (UNECE Recommendation 20)</b>	
<b>Code specifying the unit of measurement.</b>		
<b>HA</b>	hank	A unit of length, typically for yarn.
<b>HAR</b>	hectare	
<b>HBA</b>	hectobar	
<b>HBX</b>	hundred boxes	A unit of count defining the number of boxes in multiples of one hundred box units.
<b>HC</b>	hundred count	A unit of count defining the number of units counted in multiples of 100.
<b>HD</b>	half dozen	
<b>HDW</b>	hundred kilogram, dry weight	A unit of mass defining the number of hundred kilograms of a product, disregarding the water content of the product.
<b>HE</b>	hundredth of a carat	
<b>HF</b>	hundred feet	
<b>HGM</b>	hectogram	
<b>HH</b>	hundred cubic feet	A unit of volume equal to one hundred cubic feet.
<b>HI</b>	hundred sheet	
<b>HIU</b>	hundred international unit	A unit of count defining the number of international units in multiples of 100.
<b>HJ</b>	metric horse power	
<b>HK</b>	hundred kilogram	
<b>HKM</b>	hundred kilogram, net mass	A unit of mass defining the number of hundred kilograms of a product, after deductions.
<b>HL</b>	hundred feet (linear)	
<b>HLT</b>	hectolitre	
<b>HM</b>	mile per hour	
<b>HMQ</b>	million cubic metre	A unit of volume equal to one million cubic metres.
<b>HMT</b>	hectometre	

---

---

**CL21 Measurement unit code (UNECE Recommendation 20)**
**Code specifying the unit of measurement.**


---

<b>HN</b>	conventional millimetre of mercury
<b>HO</b>	hundred troy ounce
<b>HP</b>	conventional millimetre of water
<b>HPA</b>	hectolitre of pure alcohol A unit of volume equal to one hundred litres of pure alcohol.
<b>HS</b>	hundred square feet
<b>HT</b>	half hour
<b>HTZ</b>	hertz
<b>HUR</b>	hour
<b>HY</b>	hundred yard
<b>IA</b>	inch pound (pound inch)
<b>IC</b>	count per inch
<b>IE</b>	person A unit of count defining the number of persons.
<b>IF</b>	inches of water A unit of pressure defining the number of inches in a water column.
<b>II</b>	column inch
<b>IL</b>	inch per minute
<b>IM</b>	impression
<b>INH</b>	inch
<b>INK</b>	square inch
<b>INQ</b>	cubic inch Synonym: inch cubed
<b>IP</b>	insurance policy
<b>ISD</b>	international sugar degree A unit of measure defining the sugar content of a solution, expressed in degrees.
<b>IT</b>	count per centimetre
<b>IU</b>	inch per second
<b>IV</b>	inch per second squared
<b>J2</b>	joule per kilogram
<b>JB</b>	jumbo

---

---

<b>CL21</b>	<b>Measurement unit code (UNECE Recommendation 20)</b>
<b>Code specifying the unit of measurement.</b>	
<b>JE</b>	joule per kelvin
<b>JG</b>	jug Use UN/ECE Recommendation 21 (refer to Note 2 in the spreadsheet introduction, 1st sheet).
<b>JK</b>	megajoule per kilogram
<b>JM</b>	megajoule per cubic metre
<b>JNT</b>	pipeline joint A count of the number of pipeline joints.
<b>JO</b>	joint
<b>JOU</b>	joule
<b>JPS</b>	hundred metre A unit of count defining the number of 100 metre lengths.
<b>JR</b>	jar Use UN/ECE Recommendation 21 (refer to Note 2 in the spreadsheet introduction, 1st sheet).
<b>JWL</b>	number of jewels A unit of count defining the number of jewels (jewel: precious stone).
<b>K1</b>	kilowatt demand A unit of measure defining the power load measured at predetermined intervals.
<b>K2</b>	kilovolt ampere reactive demand A unit of measure defining the reactive power demand equal to one kilovolt ampere of reactive power.
<b>K3</b>	kilovolt ampere reactive hour A unit of measure defining the accumulated reactive energy equal to one kilovolt ampere of reactive power per hour.
<b>K5</b>	kilovolt ampere (reactive) Use kilovar (common code KVR)
<b>K6</b>	kilolitre
<b>KA</b>	cake A unit of count defining the number of cakes (cake: object shaped into a flat, compact mass).

---

---

**CL21 Measurement unit code (UNECE Recommendation 20)**
**Code specifying the unit of measurement.**


---

<b>KAT</b>	katal A unit of catalytic activity defining the catalytic activity of enzymes and other catalysts.
<b>KB</b>	kilocharacter A unit of information equal to 10 <sup>3</sup> (1000) characters.
<b>KBA</b>	kilobar
<b>KCC</b>	kilogram of choline chloride A unit of mass equal to one thousand grams of choline chloride.
<b>KD</b>	kilogram decimal
<b>KDW</b>	kilogram drained net weight A unit of mass defining the net number of kilograms of a product, disregarding the liquid content of the product.
<b>KEL</b>	kelvin Refer ISO 80000-5 (Quantities and units — Part 5: Thermodynamics)
<b>KF</b>	kilopacket
<b>KG</b>	keg Use UN/ECE Recommendation 21 (refer to Note 2 in the spreadsheet introduction, 1st sheet).
<b>KGM</b>	kilogram A unit of mass equal to one thousand grams.
<b>KGS</b>	kilogram per second
<b>KHY</b>	kilogram of hydrogen peroxide A unit of mass equal to one thousand grams of hydrogen peroxide.
<b>KHZ</b>	kilohertz
<b>KI</b>	kilogram per millimetre width
<b>KIC</b>	kilogram, including container A unit of mass defining the number of kilograms of a product, including its container.
<b>KIP</b>	kilogram, including inner packaging A unit of mass defining the number of kilograms of a product, including its inner packaging materials.

---

<b>CL21 Measurement unit code (UNECE Recommendation 20)</b>	
<b>Code specifying the unit of measurement.</b>	
<b>KJ</b>	kilosegment A unit of information equal to 10 <sup>3</sup> (1000) segments.
<b>KJO</b>	kilojoule
<b>KL</b>	kilogram per metre
<b>KLK</b>	lactic dry material percentage A unit of proportion defining the percentage of dry lactic material in a product.
<b>KMA</b>	kilogram of methylamine A unit of mass equal to one thousand grams of methylamine.
<b>KMH</b>	kilometre per hour
<b>KMK</b>	square kilometre
<b>KMQ</b>	kilogram per cubic metre A unit of weight expressed in kilograms of a substance that fills a volume of one cubic metre.
<b>KMT</b>	kilometre
<b>KNI</b>	kilogram of nitrogen A unit of mass equal to one thousand grams of nitrogen.
<b>KNS</b>	kilogram named substance A unit of mass equal to one kilogram of a named substance.
<b>KNT</b>	knot
<b>KO</b>	milliequivalence caustic potash per gram of product A unit of count defining the number of milligrams of potassium hydroxide per gram of product as a measure of the concentration of potassium hydroxide in the product.
<b>KPA</b>	kilopascal
<b>KPH</b>	kilogram of potassium hydroxide (caustic potash) A unit of mass equal to one thousand grams of potassium hydroxide (caustic potash).
<b>KPO</b>	kilogram of potassium oxide A unit of mass equal to one thousand grams of potassium oxide.
<b>KPP</b>	kilogram of phosphorus pentoxide (phosphoric anhydride) A unit of mass equal to one thousand grams of phosphorus pentoxide phosphoric anhydride.



---

**CL21 Measurement unit code (UNECE Recommendation 20)**
**Code specifying the unit of measurement.**


---

<b>KR</b>	kiloroentgen
<b>KS</b>	thousand pound per square inch
<b>KSD</b>	kilogram of substance 90 % dry A unit of mass equal to one thousand grams of a named substance that is 90% dry.
<b>KSH</b>	kilogram of sodium hydroxide (caustic soda) A unit of mass equal to one thousand grams of sodium hydroxide (caustic soda).
<b>KT</b>	kit A unit of count defining the number of kits (kit: tub, barrel or pail).
<b>KTM</b>	kilometre
<b>KTN</b>	kilotonne
<b>KUR</b>	kilogram of uranium A unit of mass equal to one thousand grams of uranium.
<b>KVA</b>	kilovolt - ampere
<b>KVR</b>	kilovar
<b>KVT</b>	kilovolt
<b>KW</b>	kilograms per millimetre
<b>KWH</b>	kilowatt hour
<b>KWO</b>	kilogram of tungsten trioxide A unit of mass equal to one thousand grams of tungsten trioxide.
<b>KWT</b>	kilowatt
<b>KX</b>	millilitre per kilogram
<b>L2</b>	litre per minute
<b>LA</b>	pound per cubic inch
<b>LAC</b>	lactose excess percentage A unit of proportion defining the percentage of lactose in a product that exceeds a defined percentage level.
<b>LBR</b>	pound
<b>LBT</b>	troy pound (US)
<b>LC</b>	linear centimetre
<b>LD</b>	litre per day

---

---

**CL21 Measurement unit code (UNECE Recommendation 20)**
**Code specifying the unit of measurement.**


---

<b>LE</b>	lite
<b>LEF</b>	leaf A unit of count defining the number of leaves.
<b>LF</b>	linear foot A unit of count defining the number of feet (12-inch) in length of a uniform width object.
<b>LH</b>	labour hour A unit of time defining the number of labour hours.
<b>LI</b>	linear inch
<b>LJ</b>	large spray
<b>LK</b>	link A unit of distance equal to 0.01 chain.
<b>LM</b>	linear metre A unit of count defining the number of metres in length of a uniform width object.
<b>LN</b>	length A unit of distance defining the linear extent of an item measured from end to end.
<b>LO</b>	lot [unit of procurement] A unit of count defining the number of lots (lot: a collection of associated items).
<b>LP</b>	liquid pound A unit of mass defining the number of pounds of a liquid substance.
<b>LPA</b>	litre of pure alcohol A unit of volume equal to one litre of pure alcohol.
<b>LR</b>	layer A unit of count defining the number of layers.
<b>LS</b>	lump sum A unit of count defining the number of whole or a complete monetary amounts.
<b>LTN</b>	ton (UK) or long ton (US)
<b>LTR</b>	litre

---

---

**CL21 Measurement unit code (UNECE Recommendation 20)**
**Code specifying the unit of measurement.**


---

<b>LUB</b>	metric ton, lubricating oil A unit of mass defining the number of metric tons of lubricating oil.
<b>LUM</b>	lumen
<b>LUX</b>	lux
<b>LX</b>	linear yard per pound
<b>LY</b>	linear yard A unit of count defining the number of 36-inch units in length of a uniform width object.
<b>M0</b>	magnetic tape
<b>M1</b>	milligram per litre
<b>M4</b>	monetary value A unit of measure expressed as a monetary amount.
<b>M5</b>	microcurie
<b>M7</b>	micro-inch
<b>M9</b>	million Btu per 1000 cubic feet
<b>MA</b>	machine per unit
<b>MAH</b>	megavolt ampere reactive hours A unit of electrical reactive power defining the total amount of reactive power across a power system.
<b>MAL</b>	mega litre
<b>MAM</b>	megametre
<b>MAR</b>	megavolt ampere reactive A unit of electrical reactive power represented by a current of one thousand amperes flowing due a potential difference of one thousand volts where the sine of the phase angle between them is 1.
<b>MAW</b>	megawatt A unit of power defining the rate of energy transferred or consumed when a current of 1000 amperes flows due to a potential of 1000 volts at unity power factor.
<b>MBE</b>	thousand standard brick equivalent A unit of count defining the number of one thousand brick equivalent units.

---

---

**CL21 Measurement unit code (UNECE Recommendation 20)**
**Code specifying the unit of measurement.**


---

<b>MBF</b>	thousand board feet A unit of volume equal to one thousand board feet.
<b>MBR</b>	millibar
<b>MC</b>	microgram
<b>MCU</b>	millicurie
<b>MD</b>	air dry metric ton A unit of count defining the number of metric tons of a product, disregarding the water content of the product.
<b>MF</b>	milligram per square foot per side
<b>MGM</b>	milligram
<b>MHZ</b>	megahertz
<b>MIK</b>	square mile
<b>MIL</b>	thousand
<b>MIN</b>	minute [unit of time]
<b>MIO</b>	million
<b>MIU</b>	million international unit A unit of count defining the number of international units in multiples of 10 <sup>6</sup> .
<b>MK</b>	milligram per square inch
<b>MLD</b>	milliard Synonym: billion (US)
<b>MLT</b>	millilitre
<b>MMK</b>	square millimetre
<b>MMQ</b>	cubic millimetre
<b>MMT</b>	millimetre
<b>MND</b>	kilogram, dry weight A unit of mass defining the number of kilograms of a product, disregarding the water content of the product.
<b>MON</b>	month Unit of time equal to 1/12 of a year of 365,25 days.
<b>MPA</b>	megapascal
<b>MQ</b>	thousand metre

---

**CL21 Measurement unit code (UNECE Recommendation 20)****Code specifying the unit of measurement.**

<b>MQH</b>	cubic metre per hour
<b>MQS</b>	cubic metre per second
<b>MSK</b>	metre per second squared
<b>MT</b>	mat Use UN/ECE Recommendation 21 (refer to Note 2 in the spreadsheet introduction, 1st sheet).
<b>MTK</b>	square metre
<b>MTQ</b>	cubic metre Synonym: metre cubed
<b>MTR</b>	metre
<b>MTS</b>	metre per second
<b>MV</b>	number of mulds
<b>MVA</b>	megavolt - ampere
<b>MWH</b>	megawatt hour (1000 kW.h) A unit of power defining the total amount of bulk energy transferred or consumed.
<b>N1</b>	pen calorie A unit of count defining the number of calories prescribed daily for parenteral/ enteral therapy.
<b>N2</b>	number of lines
<b>N3</b>	print point
<b>NA</b>	milligram per kilogram
<b>NAR</b>	number of articles A unit of count defining the number of articles (article: item).
<b>NB</b>	barge
<b>NBB</b>	number of bobbins
<b>NC</b>	car
<b>NCL</b>	number of cells A unit of count defining the number of cells (cell: an enclosed or circumscribed space, cavity, or volume).
<b>ND</b>	net barrel
<b>NE</b>	net litre

---

**CL21 Measurement unit code (UNECE Recommendation 20)**
**Code specifying the unit of measurement.**


---

<b>NEW</b>	newton
<b>NF</b>	message A unit of count defining the number of messages.
<b>NG</b>	net gallon (us)
<b>NH</b>	message hour
<b>NI</b>	net imperial gallon
<b>NIU</b>	number of international units A unit of count defining the number of international units.
<b>NJ</b>	number of screens
<b>NL</b>	load A unit of volume defining the number of loads (load: a quantity of items carried or processed at one time).
<b>NMI</b>	nautical mile
<b>NMP</b>	number of packs A unit of count defining the number of packs (pack: a collection of objects packaged together).
<b>NN</b>	train
<b>NPL</b>	number of parcels
<b>NPR</b>	number of pairs A unit of count defining the number of pairs (pair: item described by two's).
<b>NPT</b>	number of parts A unit of count defining the number of parts (part: component of a larger entity).
<b>NQ</b>	mho
<b>NR</b>	micromho
<b>NRL</b>	number of rolls Use UN/ECE Recommendation 21 (refer to Note 2 in the spreadsheet introduction, 1st sheet).
<b>NT</b>	net ton A unit of mass equal to 2000 pounds, see ton (US). Refer International Convention on tonnage measurement of Ships.

---

**CL21 Measurement unit code (UNECE Recommendation 20)****Code specifying the unit of measurement.**

<b>NTT</b>	net register ton A unit of mass equal to the total cubic footage after deductions, where 1 register ton is equal to 100 cubic feet. Refer International Convention on tonnage measurement of Ships.
<b>NU</b>	newton metre
<b>NV</b>	vehicle
<b>NX</b>	part per thousand A unit of proportion equal to 10 <sup>-3</sup> .
<b>NY</b>	pound per air dry metric ton
<b>OA</b>	panel A unit of count defining the number of panels (panel: a distinct, usually rectangular, section of a surface).
<b>ODE</b>	ozone depletion equivalent A unit of mass defining the ozone depletion potential in kilograms of a product relative to the calculated depletion for the reference substance, Trichlorofluoromethane (CFC-11).
<b>OHM</b>	ohm
<b>ON</b>	ounce per square yard
<b>ONZ</b>	ounce
<b>OP</b>	two pack
<b>OT</b>	overtime hour A unit of time defining the number of overtime hours.
<b>OZ</b>	ounce av A unit of measure equal to 1/16 of a pound or about 28.3495 grams (av = avoirdupois).
<b>OZA</b>	fluid ounce (US)
<b>OZI</b>	fluid ounce (UK)
<b>P0</b>	page - electronic
<b>P1</b>	percent A unit of proportion equal to 0.01.
<b>P2</b>	pound per foot
<b>P3</b>	three pack

---

<b>CL21</b>	<b>Measurement unit code (UNECE Recommendation 20)</b>
<b>Code specifying the unit of measurement.</b>	
<b>P4</b>	four pack
<b>P5</b>	five pack A unit of count defining the number of five-packs (five-pack: set of five items packaged together).
<b>P6</b>	six pack
<b>P7</b>	seven pack
<b>P8</b>	eight pack
<b>P9</b>	nine pack
<b>PA</b>	packet Use UN/ECE Recommendation 21 (refer to Note 2 in the spreadsheet introduction, 1st sheet).
<b>PAL</b>	pascal
<b>PB</b>	pair inch
<b>PD</b>	pad A unit of count defining the number of pads (pad: block of paper sheets fastened together at one end).
<b>PE</b>	pound equivalent
<b>PF</b>	pallet (lift) Use UN/ECE Recommendation 21 (refer to Note 2 in the spreadsheet introduction, 1st sheet).
<b>PFL</b>	proof litre A unit of volume equal to one litre of proof spirits, or the alcohol equivalent thereof. Used for measuring the strength of distilled alcoholic liquors, expressed as a percentage of the alcohol content of a standard mixture at a specific temperature.
<b>PG</b>	plate Use UN/ECE Recommendation 21 (refer to Note 2 in the spreadsheet introduction, 1st sheet).

---



---

**CL21 Measurement unit code (UNECE Recommendation 20)**
**Code specifying the unit of measurement.**


---

<b>PGL</b>	proof gallon A unit of volume equal to one gallon of proof spirits, or the alcohol equivalent thereof. Used for measuring the strength of distilled alcoholic liquors, expressed as a percentage of the alcohol content of a standard mixture at a specific temperature.
<b>PI</b>	pitch A unit of count defining the number of characters that fit in a horizontal inch.
<b>PK</b>	pack Use UN/ECE Recommendation 21 (refer to Note 2 in the spreadsheet introduction, 1st sheet). Synonym: package
<b>PL</b>	pail Use UN/ECE Recommendation 21 (refer to Note 2 in the spreadsheet introduction, 1st sheet).
<b>PLA</b>	degree Plato A unit of proportion defining the sugar content of a product, especially in relation to beer.
<b>PM</b>	pound percentage
<b>PN</b>	pound net
<b>PO</b>	pound per inch of length
<b>PQ</b>	page per inch A unit of quantity defining the degree of thickness of a bound publication, expressed as the number of pages per inch of thickness.
<b>PR</b>	pair A unit of count defining the number of pairs (pair: item described by two's).
<b>PS</b>	pound-force per square inch
<b>PT</b>	pint (US) Use liquid pint (common code PTL)
<b>PTD</b>	dry pint (US)
<b>PTI</b>	pint (UK)
<b>PTL</b>	liquid pint (US)

---

---

**CL21 Measurement unit code (UNECE Recommendation 20)**
**Code specifying the unit of measurement.**


---

<b>PU</b>	tray / tray pack Use UN/ECE Recommendation 21 (refer to Note 2 in the spreadsheet introduction, 1st sheet).
<b>PV</b>	half pint (US)
<b>PW</b>	pound per inch of width
<b>PY</b>	peck dry (US)
<b>PZ</b>	peck dry (UK)
<b>Q3</b>	meal A unit of count defining the number of meals (meal: an amount of food to be eaten on a single occasion).
<b>QA</b>	page - facsimile A unit of count defining the number of facsimile pages.
<b>QAN</b>	quarter (of a year) A unit of time defining the number of quarters (3 months).
<b>QB</b>	page - hardcopy A unit of count defining the number of hardcopy pages (hardcopy page: a page rendered as printed or written output on paper, film, or other permanent medium).
<b>QD</b>	quarter dozen
<b>QH</b>	quarter hour
<b>QK</b>	quarter kilogram
<b>QR</b>	quire A unit of count for paper, expressed as the number of quires (quire: a number of paper sheets, typically 25).
<b>QT</b>	quart (US) Use liquid quart (common code QTL)
<b>QTD</b>	dry quart (US)
<b>QTI</b>	quart (UK)
<b>QTL</b>	liquid quart (US)
<b>QTR</b>	quarter (UK)

---

**CL21 Measurement unit code (UNECE Recommendation 20)****Code specifying the unit of measurement.**

<b>R1</b>	pica A unit of count defining the number of picas. (pica: typographical length equal to 12 points or 4.22 mm (approx.)).
<b>R4</b>	calorie
<b>R9</b>	thousand cubic metre A unit of volume equal to one thousand cubic metres
<b>RA</b>	rack
<b>RD</b>	rod Use UN/ECE Recommendation 21 (refer to Note 2 in the spreadsheet introduction, 1st sheet).
<b>RG</b>	ring Use UN/ECE Recommendation 21 (refer to Note 2 in the spreadsheet introduction, 1st sheet).
<b>RH</b>	running or operating hour A unit of time defining the number of hours of operation.
<b>RK</b>	roll metric measure
<b>RL</b>	reel Use UN/ECE Recommendation 21 (refer to Note 2 in the spreadsheet introduction, 1st sheet).
<b>RM</b>	ream A unit of count for paper, expressed as the number of reams (ream: a large quantity of paper sheets, typically 500).
<b>RN</b>	ream metric measure
<b>RO</b>	roll Use UN/ECE Recommendation 21 (refer to Note 2 in the spreadsheet introduction, 1st sheet).
<b>RP</b>	pound per ream A unit of mass for paper, expressed as pounds per ream. (ream: a large quantity of paper, typically 500 sheets).
<b>RPM</b>	revolutions per minute Refer ISO/TC12 SI Guide
<b>RPS</b>	revolutions per second Refer ISO/TC12 SI Guide

---

**CL21 Measurement unit code (UNECE Recommendation 20)**
**Code specifying the unit of measurement.**


---

<b>RS</b>	reset
<b>RT</b>	revenue ton mile A unit of information typically used for billing purposes, expressed as the number of revenue tons (revenue ton: either a metric ton or a cubic metres, whichever is the larger), moved over a distance of one mile.
<b>RU</b>	run
<b>S3</b>	square foot per second Synonym: foot squared per second
<b>S4</b>	square metre per second Synonym: metre squared per second (square metres/second US)
<b>S5</b>	sixty fourths of an inch
<b>S6</b>	session
<b>S7</b>	storage unit
<b>S8</b>	standard advertising unit
<b>SA</b>	sack Use UN/ECE Recommendation 21 (refer to Note 2 in the spreadsheet introduction, 1st sheet).
<b>SAN</b>	half year (6 months) A unit of time defining the number of half years (6 months).
<b>SCO</b>	score A unit of count defining the number of units in multiples of 20.
<b>SCR</b>	scruple
<b>SD</b>	solid pound
<b>SE</b>	section
<b>SEC</b>	second [unit of time]
<b>SET</b>	set A unit of count defining the number of sets (set: a number of objects grouped together).
<b>SG</b>	segment A unit of information equal to 64000 bytes.
<b>SHT</b>	shipping ton A unit of mass defining the number of tons for shipping.
<b>SIE</b>	siemens

---

---

**CL21 Measurement unit code (UNECE Recommendation 20)**
**Code specifying the unit of measurement.**


---

<b>SK</b>	split tank truck
<b>SL</b>	slipsheet Use UN/ECE Recommendation 21 (refer to Note 2 in the spreadsheet introduction, 1st sheet).
<b>SMI</b>	mile (statute mile)
<b>SN</b>	square rod
<b>SO</b>	spool Use UN/ECE Recommendation 21 (refer to Note 2 in the spreadsheet introduction, 1st sheet).
<b>SP</b>	shelf package
<b>SQ</b>	square A unit of count defining the number of squares (square: rectangular shape).
<b>SQR</b>	square, roofing A unit of count defining the number of squares of roofing materials, measured in multiples of 100 square feet.
<b>SR</b>	strip A unit of count defining the number of strips (strip: long narrow piece of an object).
<b>SS</b>	sheet metric measure
<b>SST</b>	short standard (7200 matches)
<b>ST</b>	sheet Use UN/ECE Recommendation 21 (refer to Note 2 in the spreadsheet introduction, 1st sheet).
<b>STI</b>	stone (UK)
<b>STK</b>	stick, cigarette A unit of count defining the number of cigarettes in the smallest unit for stock-taking and/or duty computation.
<b>STL</b>	standard litre A unit of volume defining the number of litres of a product at a temperature of 15 degrees Celsius, especially in relation to hydrocarbon oils.
<b>STN</b>	ton (US) or short ton (UK/US) Synonym: net ton (2000 lb)

---

---

<b>CL21</b>	<b>Measurement unit code (UNECE Recommendation 20)</b>
<b>Code specifying the unit of measurement.</b>	
<b>SV</b>	skid Use UN/ECE Recommendation 21 (refer to Note 2 in the spreadsheet introduction, 1st sheet).
<b>SW</b>	skein A unit of count defining the number of skeins (skein: a loosely-coiled bundle of yarn or thread).
<b>SX</b>	shipment A unit of count defining the number of shipments (shipment: an amount of goods shipped or transported).
<b>T0</b>	telecommunication line in service A unit of count defining the number of lines in service.
<b>T1</b>	thousand pound gross
<b>T3</b>	thousand piece A unit of count defining the number of pieces in multiples of 10 (piece: an individual part of a larger whole).
<b>T4</b>	thousand bag
<b>T5</b>	thousand casing
<b>T6</b>	thousand gallon (US)
<b>T7</b>	thousand impression
<b>T8</b>	thousand linear inch
<b>TA</b>	tenth cubic foot
<b>TAH</b>	kiloampere hour (thousand ampere hour)
<b>TC</b>	truckload
<b>TD</b>	therm
<b>TE</b>	tote
<b>TF</b>	ten square yard
<b>TI</b>	thousand square inch
<b>TIC</b>	metric ton, including container A unit of mass defining the number of metric tons of a product, including its container.

---

**CL21 Measurement unit code (UNECE Recommendation 20)****Code specifying the unit of measurement.**


---

<b>TIP</b>	metric ton, including inner packaging A unit of mass defining the number of metric tons of a product, including its inner packaging materials.
<b>TJ</b>	thousand square centimetre
<b>TK</b>	tank, rectangular Use UN/ECE Recommendation 21 (refer to Note 2 in the spreadsheet introduction, 1st sheet).
<b>TL</b>	thousand feet (linear)
<b>TMS</b>	kilogram of imported meat, less offal A unit of mass equal to one thousand grams of imported meat, disregarding less valuable by-products such as the entrails.
<b>TN</b>	tin Use UN/ECE Recommendation 21 (refer to Note 2 in the spreadsheet introduction, 1st sheet).
<b>TNE</b>	tonne (metric ton) Synonym: metric ton
<b>TP</b>	ten pack A unit of count defining the number of items in multiples of 10.
<b>TPR</b>	ten pair A unit of count defining the number of pairs in multiples of 100 (pair: item described by two's).
<b>TQ</b>	thousand feet
<b>TQD</b>	thousand cubic metre per day A unit of volume equal to one thousand cubic metres per day.
<b>TR</b>	ten square feet
<b>TRL</b>	trillion (EUR)
<b>TS</b>	thousand square feet
<b>TSD</b>	tonne of substance 90 % dry
<b>TSH</b>	ton of steam per hour
<b>TT</b>	thousand linear metre
<b>TU</b>	tube Use UN/ECE Recommendation 21 (refer to Note 2 in the spreadsheet introduction, 1st sheet).

---

---

**CL21 Measurement unit code (UNECE Recommendation 20)**
**Code specifying the unit of measurement.**


---

<b>TV</b>	thousand kilogram
<b>TW</b>	thousand sheet
<b>TY</b>	tank, cylindrical Use UN/ECE Recommendation 21 (refer to Note 2 in the spreadsheet introduction, 1st sheet).
<b>U1</b>	treatment A unit of count defining the number of treatments (treatment: submission to the action of a chemical, physical or biological agent).
<b>U2</b>	tablet A unit of count defining the number of tablets (tablet: a small flat or compressed solid object).
<b>UA</b>	torr
<b>UB</b>	telecommunication line in service average A unit of count defining the average number of lines in service.
<b>UC</b>	telecommunication port A unit of count defining the number of network access ports.
<b>UD</b>	tenth minute
<b>UE</b>	tenth hour
<b>UF</b>	usage per telecommunication line average
<b>UH</b>	ten thousand yard
<b>UM</b>	million unit
<b>VA</b>	volt ampere per kilogram
<b>VI</b>	vial Use UN/ECE Recommendation 21 (refer to Note 2 in the spreadsheet introduction, 1st sheet).
<b>VLT</b>	volt
<b>VP</b>	percent volume A measure of concentration, typically expressed as the percentage volume of a solute in a solution.
<b>VQ</b>	bulk Use UN/ECE Recommendation 21 (refer to Note 2 in the spreadsheet introduction, 1st sheet).

---



---

**CL21 Measurement unit code (UNECE Recommendation 20)**
**Code specifying the unit of measurement.**


---

<b>VS</b>	visit
<b>W2</b>	wet kilo A unit of mass defining the number of kilograms of a product, including the water content of the product.
<b>W4</b>	two week
<b>WA</b>	watt per kilogram
<b>WB</b>	wet pound A unit of mass defining the number of pounds of a material, including the water content of the material.
<b>WCD</b>	cord A unit of volume used for measuring lumber. One board foot equals 1/12 of a cubic foot.
<b>WE</b>	wet ton A unit of mass defining the number of tons of a material, including the water content of the material.
<b>WEB</b>	weber
<b>WEE</b>	week
<b>WG</b>	wine gallon A unit of volume equal to 231 cubic inches.
<b>WH</b>	wheel
<b>WHR</b>	watt hour
<b>WI</b>	weight per square inch
<b>WM</b>	working month A unit of time defining the number of working months.
<b>WR</b>	wrap
<b>WSD</b>	standard A unit of volume of finished lumber equal to 165 cubic feet.
<b>WTT</b>	watt
<b>WW</b>	millilitre of water A unit of volume equal to the number of millilitres of water.
<b>X1</b>	chain
<b>YDK</b>	square yard

---

---

**CL21 Measurement unit code (UNECE Recommendation 20)**
**Code specifying the unit of measurement.**


---

<b>YDQ</b>	cubic yard
<b>YL</b>	hundred linear yard
<b>YRD</b>	yard
<b>YT</b>	ten yard
<b>Z1</b>	lift van
<b>Z2</b>	chest Use UN/ECE Recommendation 21 (refer to Note 2 in the spreadsheet introduction, 1st sheet).
<b>Z3</b>	cask Use UN/ECE Recommendation 21 (refer to Note 2 in the spreadsheet introduction, 1st sheet).
<b>Z4</b>	hogshead Use UN/ECE Recommendation 21 (refer to Note 2 in the spreadsheet introduction, 1st sheet).
<b>Z5</b>	lug
<b>Z6</b>	conference point
<b>Z8</b>	newspage agate line
<b>ZP</b>	page A unit of count defining the number of pages.
<b>ZZ</b>	mutually defined A unit of measure as agreed in common between two or more parties.

---

**3.2.8.23 CL22 – Guarantee status**

<b>CL22</b>	<b>Guarantee status (eTIR)</b>	
	<b>001</b>	Issued
	<b>002</b>	In use
	<b>003</b>	Cancelled
	<b>004</b>	Requested cancellation
	<b>005</b>	Discharged in all countries

**3.2.8.24 CL23 – Holder status**

<b>CL23</b>	<b>Holder status (eTIR)</b>	
	<b>001</b>	Active
	<b>002</b>	Whitdrawn
	<b>003</b>	End of activity

**3.2.8.25 CL24 – Control result code**

<b>CL24</b>	<b>Control result code (eTIR)</b>	
	<b>001</b>	Satisfactory
	<b>002</b>	Non satisfactory

**3.2.8.26 CL25 – Control type code**

<b>CL25</b>	<b>Control type code (eTIR)</b>	
	<b>001</b>	Seals check

**3.2.8.27 CL26 – Message types (eTIR)**

For message type codes and definitions see Table 3.1 (chapter 3.2.4.1) and Table 3.2 (chapter 3.2.4.2).

<b>3.2.8.28 CL99 – Error code</b>	
<b>CL99</b>	<b>Error code (eTIR)</b>
<b>12</b>	<p>Incorrect (code) value</p> <p>Value of an element in a message is outside the predefined domain or not part of the applicable code list.</p>
<b>13</b>	<p>Missing</p> <p>A mandatory/required element is missing in the received data, e.g. a required element like the MRN for the Arrival Advice (C_ARR_ADV) is not present.</p>
<b>14</b>	<p>Value not supported in this position (code value constraint)</p> <p>Notification that a recipient does not support use of the specific value of an identified element in the position where it is used. This type of error refers to the use of an improper code value for a specific element.</p>
<b>15</b>	<p>Not supported in this position</p> <p>An element is not allowed to have a value due to the following two reasons:</p> <ul style="list-style-type: none"> <li>- The element is not allowed to be present according to the FMS message specification.</li> <li>- The element is not allowed to be present according to some additional condition, e.g. if type of packages has the value 'UNPACKED' then number of package can not have a value.</li> </ul>
<b>19</b>	<p>Invalid decimal notation</p> <p>The decimal notation is not according to the decimal formatting standards UCI, UCM, UCD.</p>
<b>26</b>	<p>Duplicate detected</p> <p>The same interchange is received again. Duplication is detected by reception of an interchange reference that has already been received.</p>
<b>35</b>	<p>Too many repetitions</p> <p>Too many occurrences of a segment or entity.</p>
<b>37</b>	<p>Invalid type characters</p> <p>Notification that one or more numeric characters were used in an alphabetic element or that one or more alphabetic characters were used in a numeric element.</p>
<b>38</b>	<p>Missing digit in front of decimal sign</p> <p>Notification that a decimal sign is not preceded by one or more digits.</p>

---

<b>CL99</b>	<b>Error code (eTIR)</b>
<b>39</b>	Element too long (length constraint) Notification that the length of the element received exceeded the maximum length specified.
<b>40</b>	Element too short (length constraint) Notification that the length of an element received is shorter than the minimum length specified.
<b>92</b>	Message out of sequence The message can not be processed, because the receiver is not in a proper state.

---

## **4. Design workflow (English Only)**

### **4.1. Classes**

#### **4.1.1. Class diagrams**

### **4.2. Activity**

#### **4.2.1. Detailed activity diagrams**

*To be filled in at a later stage.*

#### **4.2.2. Detailed sequence diagrams**

*To be filled in at a later stage.*

#### **4.2.3. Messages Implementation**

##### *4.2.3.1. XML*

##### **4.2.3.1.1 XML Schema**

XML Schema Definition (XSD) files will not be included in this document but made available on the eTIR website for download ([etir.unece.org](http://etir.unece.org)).

#### 4.2.3.1.2 Cross Reference (English only)

##### a. External messages

##### E1 – Register guarantee

eTIR name	WCO ID	Format	Codelist	Mapping to XML	XML TAG
<b>E1</b>	74B				
Message function, coded	017	n..2	CL16	FunctionCode	FunctionCode
Message reference number	D014	an..35		ID	ID
Type, coded	D013	an..3	CL26	TypeCode	TypeCode
<b>GUARANTEE</b>	90A			ObligationGuarantee	<b>OBLIGATIONGUARANTEE</b>
Validity	275	an..35		ObligationGuarantee/ExpirationDateTime	ExpirationDateTime
Issuing date	D011	an..35		ObligationGuarantee/IssueDateTime	IssueDateTime
Reference	100	an..35		ObligationGuarantee/ReferenceID	ReferenceID
Guarantee type	101	an..3	CL12	ObligationGuarantee/SecurityDetailsCode	SecurityDetailsCode
<b>GUARANTEECHAIN</b>	19B			ObligationGuarantee/Surety	<b>SURETY</b>
Code	R055	an..17		ObligationGuarantee/Surety/ID	ID
<b>HOLDER</b>	28B			ObligationGuarantee/Principal	<b>PRINCIPAL</b>
Code	R002	an..17	CL15	ObligationGuarantee/Principal/ID	ID

##### E2 – Register results

eTIR name	WCO ID	Format	Codelist	Mapping to XML	XML TAG
<b>E2</b>	07B				
Message function, coded	017	n..2	CL16	Function	Function
Functional Reference	D026	an..35		FunctionalReferenceID	FunctionalReferenceID
Message reference number	D014	an..35		ID	ID
Type, coded	D013	an..3	CL26	TypeCode	TypeCode
<b>ERROR</b>	53A			Error	<b>ERROR</b>
Error, coded	377	an..8	CL99	Error/ValidationCode	ValidationCode
<b>POINTER</b>	97A			Error/Pointer	<b>POINTER</b>
Sequence number	006	n..5		Error/Pointer/SequenceNumeric	SequenceNumeric
Document/message section, coded	375	an..3	CL18	Error/Pointer/DocumentSectionCode	DocumentSectionCode
Tag identifier	381	an..4	CL19	Error/Pointer/TagID	TagID

## E3 – Cancel guarantee

eTIR name	WCO ID	Format	Codelist	Mapping to XML	XML TAG
<b>E3</b>	74B				
—Message function, coded	017	n..2	CL16	FunctionCode	FunctionCode
—Message reference number	D014	an..35		ID	ID
—Type, coded	D013	an..3	CL26	TypeCode	TypeCode
<b>GUARANTEE</b>	90A			ObligationGuarantee	<b>OBLIGATIONGUARANTEE</b>
—Cancellation date	373	an..35		ObligationGuarantee/CancellationDateTime	CancellationDateTime
—Reference	100	an..35		ObligationGuarantee/ReferenceID	ReferenceID
—Guarantee type	101	an..3	CL12	ObligationGuarantee/SecurityDetailsCode	SecurityDetailsCode
<b>GUARANTEECHAIN</b>	19B			ObligationGuarantee/Surety	<b>SURETY</b>
—Code	R055	an..17		ObligationGuarantee/Surety/ID	ID
<b>HOLDER</b>	28B			ObligationGuarantee/Principal	<b>PRINCIPAL</b>
—Code	R002	an..17	CL15	ObligationGuarantee/Principal/ID	ID

## E4 – Cancellation results

eTIR name	WCO ID	Format	Codelist	Mapping to XML	XML TAG
<b>E4</b>	07B				
—Message function, coded	017	n..2	CL16	Function	Function
—Functional Reference	D026	an..35		FunctionalReferenceID	FunctionalReferenceID
—Message reference number	D014	an..35		ID	ID
—Type, coded	D013	an..3	CL26	TypeCode	TypeCode
<b>ERROR</b>	53A			Error	<b>ERROR</b>
—Error, coded	377	an..8	CL99	Error/ValidationCode	ValidationCode
<b>POINTER</b>	97A			Error/Pointer	<b>POINTER</b>
—Sequence number	006	n..5		Error/Pointer/SequenceNumeric	SequenceNumeric
—Document/message section, coded	375	an..3	CL18	Error/Pointer/DocumentSectionCode	DocumentSectionCode
—Tag identifier	381	an..4	CL19	Error/Pointer/TagID	TagID



E5 – Query guarantee

eTIR name	WCO ID	Format	Codelist	Mapping to XML	XML TAG
<b>E5</b>	74B				
—Message function, coded	017	n..2	CL16	FunctionCode	FunctionCode
—Message reference number	D014	an..35		ID	ID
—Type, coded	D013	an..3	CL26	TypeCode	TypeCode
—Reply type, coded	D040	an..3	CL09	ReplyTypeCode	ReplyTypeCode
<b>GUARANTEE</b>	90A			ObligationGuarantee	<b>OBLIGATIONGUARANTEE</b>
—Reference	100	an..35		ObligationGuarantee/ReferenceID	ReferenceID

E6 – Query results

eTIR name	WCO ID	Format	Codelist	Mapping to XML	XML TAG
<b>MESSAGE</b>	07B				
—Message function, coded	017	n..2	CL16	Function	Function
—Functional Reference	D026	an..35		FunctionalReferenceID	FunctionalReferenceID
—Message reference number	D014	an..35		ID	ID
—Type, coded	D013	an..3	CL26	TypeCode	TypeCode
<b>ERROR</b>	53A			Error	<b>ERROR</b>
—Error, coded	377	an..8	CL99	Error/ValidationCode	ValidationCode
<b>POINTER</b>	97A			Error/Pointer	<b>POINTER</b>
—Sequence number	006	n..5		Error/Pointer/SequenceNumeric	SequenceNumeric
—Document/message section, coded	375	an..3	CL18	Error/Pointer/DocumentSectionCode	DocumentSectionCode
—Tag identifier	381	an..4	CL19	Error/Pointer/TagID	TagID
<b>LPCO</b>	74B			LPCO	<b>LPCO</b>
<b>GUARANTEE</b>	90A			ObligationGuarantee	<b>OBLIGATIONGUARANTEE</b>
—Validity	275	an..35		ObligationGuarantee/ExpirationDateTime	ExpirationDateTime
—Guarantee status	019	an..3	CL22	ObligationGuarantee/StatusCode	StatusCode
—Reference	100	an..35		ObligationGuarantee/ReferenceID	ReferenceID
—Guarantee type	101	an..3	CL12	ObligationGuarantee/SecurityDetailsCode	SecurityDetailsCode
<b>ADVANCEDCARGOINFORMATIO</b>	42A			ObligationGuarantee/Declaration	<b>DECLARATION</b>
—Message reference number	D014	an..35		ObligationGuarantee/Declaration/ID	ID
—Issuing date	D011	an..35		ObligationGuarantee/Declaration/IssueDateTime	IssueDateTime
—Total gross weight	131	n..16,6		ObligationGuarantee/Declaration/TotalGrossMassMeasure	TotalGrossMassMeasure
<b>ADDITIONALINFORMATION</b>	03A			ObligationGuarantee/Declaration/AdditionalInformation	<b>ADDITIONALINFORMATION</b>
—Remarks	105	an..512		ObligationGuarantee/Declaration/AdditionalInformation/Content	Content

eTIR name	WCO ID	Format	Codelist	Mapping to XML	XML TAG
Heavy and bulky goods indicator	226	an..17	CL14	<i>ObligationGuarantee/Declaration/AdditionalInformation/StatementCode</i>	<i>StatementCode</i>
<b>AGENT</b>	05A			<i>ObligationGuarantee/Declaration/Agent</i>	<b>AGENT</b>
Name	R003	an..70		<i>ObligationGuarantee/Declaration/Agent/Name</i>	<i>Name</i>
Code	R004	an..17		<i>ObligationGuarantee/Declaration/Agent/ID</i>	<i>ID</i>
Role, coded	R005	an..3	CL02	<i>ObligationGuarantee/Declaration/Agent/RoleCode</i>	<i>RoleCode</i>
<b>AMENDMENT</b>	06A			<i>ObligationGuarantee/Declaration/Amendment</i>	<b>AMENDMENT</b>
Amendment code	099	an..3	CL17	<i>ObligationGuarantee/Declaration/Amendment/ChangeReasonCode</i>	<i>ChangeReasonCode</i>
<b>POINTER</b>	97A			<i>ObligationGuarantee/Declaration/Amendment/Pointer</i>	<b>POINTER</b>
Sequence number	006	n..5		<i>ObligationGuarantee/Declaration/Amendment/Pointer/SequenceNumeric</i>	<i>SequenceNumeric</i>
Document/message section,	375	an..3	CL18	<i>ObligationGuarantee/Declaration/Amendment/Pointer/DocumentSectionCode</i>	<i>DocumentSectionCode</i>
Tag identifier	381	an..4	CL19	<i>ObligationGuarantee/Declaration/Amendment/Pointer/TagID</i>	<i>TagID</i>
<b>SUBCONTRACTOR</b>	18A			<i>ObligationGuarantee/Declaration/Carrier</i>	<b>CARRIER</b>
Name	R011	an..70		<i>ObligationGuarantee/Declaration/Carrier/Name</i>	<i>Name</i>
Code	R012	an..17	CL15	<i>ObligationGuarantee/Declaration/Carrier/ID</i>	<i>ID</i>
<b>ADDRESS</b>	04A			<i>ObligationGuarantee/Declaration/Carrier/Address</i>	<b>ADDRESS</b>
City name	241	an..35		<i>ObligationGuarantee/Declaration/Carrier/Address/CityName</i>	<i>CityName</i>
Country, coded	242	a2	CL04	<i>ObligationGuarantee/Declaration/Carrier/Address/CountryCode</i>	<i>CountryCode</i>
Street and number/P.O. Box	239	an..70		<i>ObligationGuarantee/Declaration/Carrier/Address/Line</i>	<i>Line</i>
Postcode identification	245	an..9		<i>ObligationGuarantee/Declaration/Carrier/Address/PostcodeID</i>	<i>PostcodeID</i>
<b>CONSIGNMENT</b>	28A			<i>ObligationGuarantee/Declaration/Consignment</i>	<b>CONSIGNMENT</b>
Sequence number	006	n..5		<i>ObligationGuarantee/Declaration/Consignment/SequenceNumeric</i>	<i>SequenceNumeric</i>
<b>ATTACHEDDOCUMENTS</b>	02A			<i>ObligationGuarantee/Declaration/Consignment/AdditionalDocument</i>	<b>ADDITIONALDOCUMENT</b>
Number	D005	an..35		<i>ObligationGuarantee/Declaration/Consignment/AdditionalDocument/ID</i>	<i>ID</i>
Issuing date	D002	an..35		<i>ObligationGuarantee/Declaration/Consignment/AdditionalDocument/IssueDateTime</i>	<i>IssueDateTime</i>
Type, coded	D006	an..3	CL06	<i>ObligationGuarantee/Declaration/Consignment/AdditionalDocument/TypeCode</i>	<i>TypeCode</i>
<b>BINARYFILE</b>	72B			<i>ObligationGuarantee/Declaration/Consignment/AdditionalDocument/BinaryFile</i>	<b>BINARYFILE</b>
Identification	M001	an..256		<i>ObligationGuarantee/Declaration/Consignment/AdditionalDocument/BinaryFile/ID</i>	<i>ID</i>
Title	M002	an..256		<i>ObligationGuarantee/Declaration/Consignment/AdditionalDocument/BinaryFile/Title</i>	<i>Title</i>
Author name	M003	an..70		<i>ObligationGuarantee/Declaration/Consignment/AdditionalDocument/BinaryFile/AuthorName</i>	<i>AuthorName</i>
Version	M004	an..17		<i>ObligationGuarantee/Declaration/Consignment/AdditionalDocument/BinaryFile/VersionID</i>	<i>VersionID</i>
File name	M005	an..256		<i>ObligationGuarantee/Declaration/Consignment/AdditionalDocument/BinaryFile/FileNameText</i>	<i>FileNameText</i>
URI	M006	an..204		<i>ObligationGuarantee/Declaration/Consignment/AdditionalDocument/BinaryFile/URIID</i>	<i>URIID</i>
MIME	M007	an..70		<i>ObligationGuarantee/Declaration/Consignment/AdditionalDocument/BinaryFile/MIMECode</i>	<i>MIMECode</i>
Encoding	M008	an..17		<i>ObligationGuarantee/Declaration/Consignment/AdditionalDocument/BinaryFile/EncodingCode</i>	<i>EncodingCode</i>
Character set	M009	n..17		<i>ObligationGuarantee/Declaration/Consignment/AdditionalDocument/BinaryFile/CharacterSetCode</i>	<i>CharacterSetCode</i>
Include binary object	M010	N/A		<i>ObligationGuarantee/Declaration/Consignment/AdditionalDocument/BinaryFile/IncludedBinaryObjectBinaryObject</i>	<i>IncludedBinaryObjectBinaryObject</i>
Access	M011	an..256		<i>ObligationGuarantee/Declaration/Consignment/AdditionalDocument/BinaryFile/Access</i>	<i>Access</i>

eTIR name	WCO ID	Format	Codelist	Mapping to XML	XML TAG
—Description	M012	an..256		<i>ObligationGuarantee/Declaration/Consignment/AdditionalDocument/BinaryFile/Description</i>	<i>Description</i>
—Size	M013	n..16,6		<i>ObligationGuarantee/Declaration/Consignment/AdditionalDocument/BinaryFile/SizeMeasure</i>	<i>SizeMeasure</i>
—Type	M014	an..6		<i>ObligationGuarantee/Declaration/Consignment/AdditionalDocument/BinaryFile/TypeCode</i>	<i>TypeCode</i>
—Hash code	M015	an..256		<i>ObligationGuarantee/Declaration/Consignment/AdditionalDocument/BinaryFile/HashCode</i>	<i>HashCode</i>
—Hash code algorithm id	M016	an..6		<i>ObligationGuarantee/Declaration/Consignment/AdditionalDocument/BinaryFile/HashCodeAlgorithmIDCode</i>	<i>HashCodeAlgorithmIDCode</i>
<b>CONSIGNMENTITEM</b>	29A			<i>ObligationGuarantee/Declaration/Consignment/ConsignmentItem</i>	<b>CONSIGNMENTITEM</b>
—Sequence number	006	n..5		<i>ObligationGuarantee/Declaration/Consignment/ConsignmentItem/SequenceNumeric</i>	<i>SequenceNumeric</i>
<b>ADDITIONALINFORMATION</b>	03A			<i>ObligationGuarantee/Declaration/Consignment/ConsignmentItem/AdditionalInformation</i>	<b>ADDITIONALINFORMATION</b>
—Remarks	105	an..512		<i>ObligationGuarantee/Declaration/Consignment/ConsignmentItem/AdditionalInformation/Content</i>	<i>Content</i>
<b>GOODS</b>	23A			<i>ObligationGuarantee/Declaration/Consignment/ConsignmentItem/Commodity</i>	<b>COMMODITY</b>
—Description	138	an..256		<i>ObligationGuarantee/Declaration/Consignment/ConsignmentItem/Commodity/CargoDescription</i>	<i>CargoDescription</i>
<b>CLASSIFICATION</b>	21A			<i>ObligationGuarantee/Declaration/Consignment/ConsignmentItem/Commodity/Classification</i>	<b>CLASSIFICATION</b>
—Code	145	an..18		<i>ObligationGuarantee/Declaration/Consignment/ConsignmentItem/Commodity/Classification/ID</i>	<i>ID</i>
—Type	337	an..3	CL03	<i>ObligationGuarantee/Declaration/Consignment/ConsignmentItem/Commodity/Classification/IdentificationTypeCode</i>	<i>IdentificationTypeCode</i>
<b>CONSIGNEE</b>	27A			<i>ObligationGuarantee/Declaration/Consignment/ConsignmentItem/Consignee</i>	<b>CONSIGNEE</b>
				<i>Consignor/Address/PostcodeID</i>	
<b>DELIVERYDESTINATION</b>	44A			<i>ObligationGuarantee/Declaration/Consignment/ConsignmentItem/DeliveryDestination</i>	<b>DELIVERYDESTINATION</b>
—Name	R027	an..70		<i>ObligationGuarantee/Declaration/Consignment/ConsignmentItem/DeliveryDestination/Name</i>	<i>Name</i>
<b>ADDRESS</b>	04A			<i>ObligationGuarantee/Declaration/Consignment/ConsignmentItem/DeliveryDestination/Address</i>	<b>ADDRESS</b>
—City name	241	an..35		<i>ObligationGuarantee/Declaration/Consignment/ConsignmentItem/DeliveryDestination/Address/CityName</i>	<i>CityName</i>
—Country, coded	242	a2	CL04	<i>ObligationGuarantee/Declaration/Consignment/ConsignmentItem/DeliveryDestination/Address/CountryCod</i>	<i>CountryCode</i>
—Street and number/P.O. Box	239	an..70		<i>ObligationGuarantee/Declaration/Consignment/ConsignmentItem/DeliveryDestination/Address/Line</i>	<i>Line</i>
—Postcode identification	245	an..9		<i>ObligationGuarantee/Declaration/Consignment/ConsignmentItem/DeliveryDestination/Address/PostcodeID</i>	<i>PostcodeID</i>
<b>GOODSMEASURE</b>	65A			<i>ObligationGuarantee/Declaration/Consignment/ConsignmentItem/GoodsMeasure</i>	<b>GOODSMEASURE</b>
—Gross weight	126	n..16,6		<i>ObligationGuarantee/Declaration/Consignment/ConsignmentItem/GoodsMeasure/GrossMassMeasure</i>	<i>GrossMassMeasure</i>
<b>PACKAGING</b>	93A			<i>ObligationGuarantee/Declaration/Consignment/ConsignmentItem/Packaging</i>	<b>PACKAGING</b>
—Marks and numbers	142	an..512		<i>ObligationGuarantee/Declaration/Consignment/ConsignmentItem/Packaging/MarksNumbersID</i>	<i>MarksNumbersID</i>
—Number of packages	144	n..8		<i>ObligationGuarantee/Declaration/Consignment/ConsignmentItem/Packaging/QuantityQuantity</i>	<i>QuantityQuantity</i>
—Type, coded	141	an..2		<i>ObligationGuarantee/Declaration/Consignment/ConsignmentItem/Packaging/TypeCode</i>	<i>TypeCode</i>
<b>TRANSPORTEQUIPMENT</b>	31B			<i>ObligationGuarantee/Declaration/Consignment/ConsignmentItem/TransportEquipment</i>	<b>TRANSPORTEQUIPMENT</b>
—Identification	159	an..17		<i>ObligationGuarantee/Declaration/Consignment/ConsignmentItem/TransportEquipment/ID</i>	<i>ID</i>
<b>UCR</b>	35B			<i>ObligationGuarantee/Declaration/Consignment/ConsignmentItem/UCR</i>	<b>UCR</b>
—Identifier	016	an..35		<i>ObligationGuarantee/Declaration/Consignment/ConsignmentItem/UCR/ID</i>	<i>ID</i>
<b>LOADINGLOCATION</b>	83A			<i>ObligationGuarantee/Declaration/Consignment/LoadingLocation</i>	<b>LOADINGLOCATION</b>
—Name	L009	an..256		<i>ObligationGuarantee/Declaration/Consignment/LoadingLocation/Name</i>	<i>Name</i>
<b>NOTIFYPARTY</b>	89A			<i>ObligationGuarantee/Declaration/Consignment/NotifyParty</i>	<b>NOTIFYPARTY</b>

eTIR name	WCO ID	Format	Code list	Mapping to XML	XML TAG
—Name	R045	an..70		<i>ObligationGuarantee/Declaration/Consignment/NotifyParty/Name</i>	<i>Name</i>
—Code	R046	an..17		<i>ObligationGuarantee/Declaration/Consignment/NotifyParty/ID</i>	<i>ID</i>
<b>ADDRESS</b>	04A			<i>ObligationGuarantee/Declaration/Consignment/NotifyParty/Address</i>	<b>ADDRESS</b>
—City name	241	an..35		<i>ObligationGuarantee/Declaration/Consignment/NotifyParty/Address/CityName</i>	<i>CityName</i>
—Country, coded	242	a2	CL04	<i>ObligationGuarantee/Declaration/Consignment/NotifyParty/Address/CountryCode</i>	<i>CountryCode</i>
—Street and number/P.O. Box	239	an..70		<i>ObligationGuarantee/Declaration/Consignment/NotifyParty/Address/Line</i>	<i>Line</i>
—Postcode identification	245	an..9		<i>ObligationGuarantee/Declaration/Consignment/NotifyParty/Address/PostcodeID</i>	<i>PostcodeID</i>
<b>CUSTOMSOFFICEOFDEPARTU</b>	25B			<i>ObligationGuarantee/Declaration/Consignment/TransitDeparture</i>	<b>TRANSITDEPARTURE</b>
—Code	L087	an..17	CL13	<i>ObligationGuarantee/Declaration/Consignment/TransitDeparture/ID</i>	<i>ID</i>
<b>CUSTOMSOFFICEOFDESTINATI</b>	26B			<i>ObligationGuarantee/Declaration/Consignment/TransitDestination</i>	<b>TRANSITDESTINATION</b>
—Code	L008	an..17	CL13	<i>ObligationGuarantee/Declaration/Consignment/TransitDestination/ID</i>	<i>ID</i>
<b>TRANSPORTMEANS</b>	29B			<i>ObligationGuarantee/Declaration/Consignment/TransitTransportMeans</i>	<b>TRANSITTRANSPORTMEANS</b>
—Identification	T007	an..25		<i>ObligationGuarantee/Declaration/Consignment/TransitTransportMeans/ID</i>	<i>ID</i>
—Type, coded	T011	an..4	CL05	<i>ObligationGuarantee/Declaration/Consignment/TransitTransportMeans/TypeCode</i>	<i>TypeCode</i>
—Nationality	T015	a2	CL04	<i>ObligationGuarantee/Declaration/Consignment/TransitTransportMeans/RegistrationNationalityCode</i>	<i>RegistrationNationalityCode</i>
—Conveyance reference number	149	an..17		<i>ObligationGuarantee/Declaration/Consignment/TransitTransportMeans/JourneyID</i>	<i>JourneyID</i>
<b>COUNTRYOFROUTING</b>	81A			<i>ObligationGuarantee/Declaration/Consignment/TransitTransportMeans/Itinerary</i>	<b>ITINERARY</b>
—Sequence number	006	n..5		<i>ObligationGuarantee/Declaration/Consignment/TransitTransportMeans/Itinerary/SequenceNumeric</i>	<i>SequenceNumeric</i>
—Country, coded	064	a2	CL04	<i>ObligationGuarantee/Declaration/Consignment/TransitTransportMeans/Itinerary/RoutingCountryCode</i>	<i>RoutingCountryCode</i>
<b>CERTIFICATEOFAPPROVAL</b>	02A			<i>ObligationGuarantee/Declaration/Consignment/TransitTransportMeans/AdditionalDocument</i>	<b>ADDITIONALDOCUMENT</b>
—Number	D005	an..35		<i>ObligationGuarantee/Declaration/Consignment/TransitTransportMeans/AdditionalDocument/ID</i>	<i>ID</i>
—Issuing date	D002	an..35		<i>ObligationGuarantee/Declaration/Consignment/TransitTransportMeans/AdditionalDocument/IssueDateTim</i>	<i>IssueDateTime</i>
—Type, coded	D006	an..3	CL06	<i>ObligationGuarantee/Declaration/Consignment/TransitTransportMeans/AdditionalDocument/TypeCode</i>	<i>TypeCode</i>
<b>BINARYFILE</b>	72B			<i>ObligationGuarantee/Declaration/Consignment/TransitTransportMeans/AdditionalDocument/BinaryFile</i>	<b>BINARYFILE</b>
—Identification	M001	an..256		<i>ObligationGuarantee/Declaration/Consignment/TransitTransportMeans/AdditionalDocument/BinaryFile/ID</i>	<i>ID</i>
—Title	M002	an..256		<i>ObligationGuarantee/Declaration/Consignment/TransitTransportMeans/AdditionalDocument/BinaryFile/Title</i>	<i>Title</i>
—Author name	M003	an..70		<i>ObligationGuarantee/Declaration/Consignment/TransitTransportMeans/AdditionalDocument/BinaryFile/AuthorName</i>	<i>AuthorName</i>
—Version	M004	an..17		<i>ObligationGuarantee/Declaration/Consignment/TransitTransportMeans/AdditionalDocument/BinaryFile/VersionID</i>	<i>VersionID</i>
—File name	M005	an..256		<i>ObligationGuarantee/Declaration/Consignment/TransitTransportMeans/AdditionalDocument/BinaryFile/FileNameText</i>	<i>FileNameText</i>
—URI	M006	an..204 8		<i>ObligationGuarantee/Declaration/Consignment/TransitTransportMeans/AdditionalDocument/BinaryFile/URIID</i>	<i>URIID</i>
—MIME	M007	an..70		<i>ObligationGuarantee/Declaration/Consignment/TransitTransportMeans/AdditionalDocument/BinaryFile/MIMECode</i>	<i>MIMECode</i>
—Encoding	M008	an..17		<i>ObligationGuarantee/Declaration/Consignment/TransitTransportMeans/AdditionalDocument/BinaryFile/EncodingCode</i>	<i>EncodingCode</i>
—Character set	M009	n..17		<i>ObligationGuarantee/Declaration/Consignment/TransitTransportMeans/AdditionalDocument/BinaryFile/CharacterSetCode</i>	<i>CharacterSetCode</i>

eTIR name	WCO ID	Format	Codelist	Mapping to XML	XML TAG
Include binary object	M010	N/A		<i>ObligationGuarantee/Declaration/Consignment/TransitTransportMeans/AdditionalDocument/BinaryFile/IncludedBinaryObjectBinaryObject</i>	<i>IncludedBinaryObjectBinaryObject</i>
Access	M011	an..256		<i>ObligationGuarantee/Declaration/Consignment/TransitTransportMeans/AdditionalDocument/BinaryFile/Access</i>	<i>Access</i>
Description	M012	an..256		<i>ObligationGuarantee/Declaration/Consignment/TransitTransportMeans/AdditionalDocument/BinaryFile/Description</i>	<i>Description</i>
Size	M013	n..16,6		<i>ObligationGuarantee/Declaration/Consignment/TransitTransportMeans/AdditionalDocument/BinaryFile/SizeMeasure</i>	<i>SizeMeasure</i>
Type	M014	an..6		<i>ObligationGuarantee/Declaration/Consignment/TransitTransportMeans/AdditionalDocument/BinaryFile/TypeCode</i>	<i>TypeCode</i>
Hash code	M015	an..256		<i>ObligationGuarantee/Declaration/Consignment/TransitTransportMeans/AdditionalDocument/BinaryFile/HashCode</i>	<i>HashCode</i>
Hash code algorithm id	M016	an..6		<i>ObligationGuarantee/Declaration/Consignment/TransitTransportMeans/AdditionalDocument/BinaryFile/HashCodeAlgorithmIDCode</i>	<i>HashCodeAlgorithmIDCode</i>
<b>TRANSPORTEQUIPMENT</b>	<b>31B</b>			<i>ObligationGuarantee/Declaration/Consignment/TransportEquipment</i>	<b><i>TRANSPORTEQUIPMENT</i></b>
Sequence number	006	n..5		<i>ObligationGuarantee/Declaration/Consignment/TransportEquipment/SequenceNumeric</i>	<i>SequenceNumeric</i>
Size and type identification	152	an..4	CL01	<i>ObligationGuarantee/Declaration/Consignment/TransportEquipment/CharacteristicCode</i>	<i>CharacteristicCode</i>
Identification	159	an..17		<i>ObligationGuarantee/Declaration/Consignment/TransportEquipment/ID</i>	<i>ID</i>
<b>SEAL</b>	<b>44B</b>			<i>ObligationGuarantee/Declaration/Consignment/TransportEquipment/Seal</i>	<b><i>SEAL</i></b>
Sequence number	006	n..5		<i>ObligationGuarantee/Declaration/Consignment/TransportEquipment/Seal/SequenceNumeric</i>	<i>SequenceNumeric</i>
Seal number	165	an..35		<i>ObligationGuarantee/Declaration/Consignment/TransportEquipment/Seal/ID</i>	<i>ID</i>
Seal type code	407	an..3	CL08	<i>ObligationGuarantee/Declaration/Consignment/TransportEquipment/Seal/TypeCode</i>	<i>TypeCode</i>
<b>GUARANTEE</b>	<b>92B</b>			<i>ObligationGuarantee/Declaration/DeclarationGuarantee</i>	<b><i>DECLARATIONGUARANTEE</i></b>
Validity	275	an..35		<i>ObligationGuarantee/Declaration/DeclarationGuarantee/ExpirationDateTime</i>	<i>ExpirationDateTime</i>
Reference	100	an..35		<i>ObligationGuarantee/Declaration/DeclarationGuarantee/ReferenceID</i>	<i>ReferenceID</i>
Guarantee type, coded	101	an..3	CL12	<i>ObligationGuarantee/Declaration/DeclarationGuarantee/SecurityDetailsCode</i>	<i>SecurityDetailsCode</i>
<b>NATIONALREFERENCE</b>	<b>91B</b>			<i>ObligationGuarantee/Declaration/NationalReference</i>	<b><i>NATIONALREFERENCE</i></b>
Reference	446	an..35		<i>ObligationGuarantee/Declaration/NationalReference/ID</i>	<i>ID</i>
Country, coded	450	a2	CL04	<i>ObligationGuarantee/Declaration/NationalReference/IssuingCountryCode</i>	<i>IssuingCountryCode</i>
<b>HOLDER</b>	<b>28B</b>			<i>ObligationGuarantee/Declaration/Principal</i>	<b><i>PRINCIPAL</i></b>
Name	R001	an..70		<i>ObligationGuarantee/Declaration/Principal/Name</i>	<i>Name</i>
Code	R002	an..17	CL15	<i>ObligationGuarantee/Declaration/Principal/ID</i>	<i>ID</i>
<b>ADDRESS</b>	<b>04A</b>			<i>ObligationGuarantee/Declaration/Principal/Address</i>	<b><i>ADDRESS</i></b>
City name	241	an..35		<i>ObligationGuarantee/Declaration/Principal/Address/CityName</i>	<i>CityName</i>
Country, coded	242	a2	CL04	<i>ObligationGuarantee/Declaration/Principal/Address/CountryCode</i>	<i>CountryCode</i>
Street and number/P.O. Box	239	an..70		<i>ObligationGuarantee/Declaration/Principal/Address/Line</i>	<i>Line</i>
Postcode identification	245	an..9		<i>ObligationGuarantee/Declaration/Principal/Address/PostcodeID</i>	<i>PostcodeID</i>
<b>GUARANTEECHAIN</b>	<b>19B</b>			<i>ObligationGuarantee/Surety</i>	<b><i>SURETY</i></b>
Code	R055	an..17		<i>ObligationGuarantee/Surety/ID</i>	<i>ID</i>

eTIR name	WCO ID	Format	Codelist	Mapping to XML	XML TAG
<b>TIROPERATION</b>	78B			<i>ObligationGuarantee/TransitOperation</i>	<b>TRANSITOPERATION</b>
Sequence number	006	n..5		<i>ObligationGuarantee/TransitOperation/SequenceNumeric</i>	<i>SequenceNumeric</i>
Registration number	443	an..35		<i>ObligationGuarantee/TransitOperation/RegistrationID</i>	<i>RegistrationID</i>
<b>OPERATIONSTART</b>	80B			<i>ObligationGuarantee/TransitOperation/OperationStart</i>	<b>OPERATIONSTART</b>
End date	356	an..35		<i>ObligationGuarantee/TransitOperation/OperationStart/InspectionEndTime</i>	<i>InspectionEndTime</i>
Time limit date	264	an..35		<i>ObligationGuarantee/TransitOperation/OperationStart/LimitDateTime</i>	<i>LimitDateTime</i>
<b>ADDITIONALINFORMATION</b>	03A			<i>ObligationGuarantee/TransitOperation/OperationStart/AdditionalInformation</i>	<b>ADDITIONALINFORMATION</b>
Remarks	105	an..512		<i>ObligationGuarantee/TransitOperation/OperationStart/AdditionalInformation/Content</i>	<i>Content</i>
<b>CONSIGNMENT</b>	28A			<i>ObligationGuarantee/TransitOperation/OperationStart/Consignment</i>	<b>CONSIGNMENT</b>
Sequence number	006	n..5		<i>ObligationGuarantee/TransitOperation/OperationStart/Consignment/SequenceNumeric</i>	<i>SequenceNumeric</i>
<b>TRANSPORTEQUIPMENT</b>	31B			<i>ObligationGuarantee/TransitOperation/OperationStart/Consignment/TransportEquipment</i>	<b>TRANSPORTEQUIPMENT</b>
Identification	159	an..17		<i>ObligationGuarantee/TransitOperation/OperationStart/Consignment/TransportEquipment/ID</i>	<i>ID</i>
<b>SEAL</b>	44B			<i>ObligationGuarantee/TransitOperation/OperationStart/Consignment/TransportEquipment/Seal</i>	<b>SEAL</b>
Sequence number	006	n..5		<i>ObligationGuarantee/TransitOperation/OperationStart/Consignment/TransportEquipment/Seal/SequenceNumeric</i>	<i>SequenceNumeric</i>
Seal number	165	an..35		<i>ObligationGuarantee/TransitOperation/OperationStart/Consignment/TransportEquipment/Seal/ID</i>	<i>ID</i>
Seal type code	407	an..3	CL08	<i>ObligationGuarantee/TransitOperation/OperationStart/Consignment/TransportEquipment/Seal/TypeCode</i>	<i>TypeCode</i>
<b>CONTROL</b>	38A			<i>ObligationGuarantee/TransitOperation/OperationStart/Control</i>	<b>CONTROL</b>
Control type, coded	449	an..3	CL25	<i>ObligationGuarantee/TransitOperation/OperationStart/Control/TypeCode</i>	<i>TypeCode</i>
<b>CONTROLRESULT</b>	83B			<i>ObligationGuarantee/TransitOperation/OperationStart/Control/ControlResult</i>	<b>CONTROLRESULT</b>
Code	444	an..3	CL24	<i>ObligationGuarantee/TransitOperation/OperationStart/Control/ControlResult/ID</i>	<i>ID</i>
<b>NATIONALITINERARY</b>	81A			<i>ObligationGuarantee/TransitOperation/OperationStart/Itinerary</i>	<b>ITINERARY</b>
<b>NATIONALITINERARYCUSTO</b>	82B			<i>ObligationGuarantee/TransitOperation/OperationStart/Itinerary/ItineraryGovernmentOffice</i>	<b>ITINERARYGOVERNMENTOFFICE</b>
Customs office, coded	G009	an..17	CL13	<i>ObligationGuarantee/TransitOperation/OperationStart/Itinerary/ItineraryGovernmentOffice/ID</i>	<i>ID</i>
<b>CUSTOMSOFFICE</b>	81B			<i>ObligationGuarantee/TransitOperation/OperationStart/TransitOperationStartOffice</i>	<b>TRANSITOPERATIONSTARTOFFICE</b>
Customs office, coded	G008	an..17	CL13	<i>ObligationGuarantee/TransitOperation/OperationStart/TransitOperationStartOffice/ID</i>	<i>ID</i>
<b>TERMINATION</b>	84B			<i>ObligationGuarantee/TransitOperation/OperationTermination</i>	<b>OPERATIONTERMINATION</b>
End date	356	an..35		<i>ObligationGuarantee/TransitOperation/OperationTermination/InspectionEndTime</i>	<i>InspectionEndTime</i>
Number of packages	144	n..8		<i>ObligationGuarantee/TransitOperation/OperationTermination/PackageQuantityQuantity</i>	<i>PackageQuantityQuantity</i>
<b>ADDITIONALINFORMATION</b>	03A			<i>ObligationGuarantee/TransitOperation/OperationTermination/AdditionalInformation</i>	<b>ADDITIONALINFORMATION</b>
Reservations	105	an..512		<i>ObligationGuarantee/TransitOperation/OperationTermination/AdditionalInformation/Content</i>	<i>Content</i>
<b>CONSIGNMENT</b>	28A			<i>ObligationGuarantee/TransitOperation/OperationTermination/Consignment</i>	<b>CONSIGNMENT</b>
Sequence number	006	n..5		<i>ObligationGuarantee/TransitOperation/OperationTermination/Consignment/SequenceNumeric</i>	<i>SequenceNumeric</i>
<b>TRANSPORTEQUIPMENT</b>	31B			<i>ObligationGuarantee/TransitOperation/OperationTermination/Consignment/TransportEquipment</i>	<b>TRANSPORTEQUIPMENT</b>
Identification	159	an..17		<i>ObligationGuarantee/TransitOperation/OperationTermination/Consignment/TransportEquipment/ID</i>	<i>ID</i>
<b>SEAL</b>	44B			<i>ObligationGuarantee/TransitOperation/OperationTermination/Consignment/TransportEquipment/Seal</i>	<b>SEAL</b>

eTIR name	WCO ID	Format	Codelist	Mapping to XML	XML TAG
Sequence number	006	n..5		<i>ObligationGuarantee/TransitOperation/OperationTermination/Consignment/TransportEquipment/Seal/SequenceNumeric</i>	<i>SequenceNumeric</i>
Seal number	165	an..35		<i>ObligationGuarantee/TransitOperation/OperationTermination/Consignment/TransportEquipment/Seal/ID</i>	<i>ID</i>
Seal type code	407	an..3	CL08	<i>ObligationGuarantee/TransitOperation/OperationTermination/Consignment/TransportEquipment/Seal/TypeCode</i>	<i>TypeCode</i>
<b>CONTROL</b>	38A			<i>ObligationGuarantee/TransitOperation/OperationTermination/Control</i>	<b>CONTROL</b>
Control type, coded	449	an..3	CL25	<i>ObligationGuarantee/TransitOperation/OperationTermination/Control/TypeCode</i>	<i>TypeCode</i>
<b>CONTROLRESULT</b>	83B			<i>ObligationGuarantee/TransitOperation/OperationTermination/Control/ControlResult</i>	<b>CONTROLRESULT</b>
Code	444	an..3	CL24	<i>ObligationGuarantee/TransitOperation/OperationTermination/Control/ControlResult/ID</i>	<i>ID</i>
<b>CUSTOMSOFFICE</b>	85B			<i>ObligationGuarantee/TransitOperation/OperationTermination/TransitOperationTerminationOffice</i>	<b>TRANSITOPERATIONTERMINATIO</b>
Customs office, coded	G010	an..17	CL13	<i>ObligationGuarantee/TransitOperation/OperationTermination/TransitOperationTerminationOffice/ID</i>	<i>ID</i>
<b>DISCHARGE</b>	86B			<i>ObligationGuarantee/TransitOperation/OperationDischarge</i>	<b>OPERATIONDISCHARGE</b>
End date	356	an..35		<i>ObligationGuarantee/TransitOperation/OperationDischarge/InspectionEndTime</i>	<i>InspectionEndTime</i>
<b>CUSTOMSOFFICE</b>	87B			<i>ObligationGuarantee/TransitOperation/OperationDischarge/TransitOperationDischargeOffice</i>	<b>TRANSITOPERATIONDISCHARGEO</b>
Customs office, coded	G011	an..17	CL13	<i>ObligationGuarantee/TransitOperation/OperationDischarge/TransitOperationDischargeOffice/ID</i>	<i>ID</i>
<b>HOLDER</b>	28B			<i>ObligationGuarantee/Principal</i>	<b>PRINCIPAL</b>
Name	R001	an..70		<i>ObligationGuarantee/Principal/Name</i>	<i>Name</i>
Code	R002	an..17	CL15	<i>ObligationGuarantee/Principal/ID</i>	<i>ID</i>
<b>ADDRESS</b>	04A			<i>ObligationGuarantee/Principal/Address</i>	<b>ADDRESS</b>
City name	241	an..35		<i>ObligationGuarantee/Principal/Address/CityName</i>	<i>CityName</i>
Country, coded	242	a2	CL04	<i>ObligationGuarantee/Principal/Address/CountryCode</i>	<i>CountryCode</i>
Street and number/P.O. Box	239	an..70		<i>ObligationGuarantee/Principal/Address/Line</i>	<i>Line</i>
Postcode identification	245	an..9		<i>ObligationGuarantee/Principal/Address/PostcodeID</i>	<i>PostcodeID</i>
<b>AUTHORIZATIONCERTIFICATE</b>	88B			<i>ObligationGuarantee/Principal/AuthorizationCertificate</i>	<b>AUTHORIZATIONCERTIFICATE</b>
Current status	445	an..3	CL23	<i>ObligationGuarantee/Principal/AuthorizationCertificate/StatusCode</i>	<i>StatusCode</i>
<b>ACTIVWITHDRAWAL</b>	90B			<i>ObligationGuarantee/Principal/AuthorizationCertificate/AuthorizationWithdrawal</i>	<b>AUTHORIZATIONWITHDRAWAL</b>
Start date	276	an..35		<i>ObligationGuarantee/Principal/AuthorizationCertificate/AuthorizationWithdrawal/EffectiveDateTime</i>	<i>EffectiveDateTime</i>
End date	275	an..35		<i>ObligationGuarantee/Principal/AuthorizationCertificate/AuthorizationWithdrawal/ExpirationDateTime</i>	<i>ExpirationDateTime</i>
<b>ACTIVEEXCLUSION</b>	89B			<i>ObligationGuarantee/Principal/AuthorizationCertificate/Exclusion</i>	<b>EXCLUSION</b>
Start date	276	an..35		<i>ObligationGuarantee/Principal/AuthorizationCertificate/Exclusion/EffectiveDateTime</i>	<i>EffectiveDateTime</i>
End date	275	an..35		<i>ObligationGuarantee/Principal/AuthorizationCertificate/Exclusion/ExpirationDateTime</i>	<i>ExpirationDateTime</i>
Country, coded	447	a2	CL04	<i>ObligationGuarantee/Principal/AuthorizationCertificate/Exclusion/CountryCode</i>	<i>CountryCode</i>

## E7 – Notify guarantee chain

eTIR name	WCO ID	Format	Codelist	Mapping to XML	XML TAG
<b>E7</b>	74B				
Message function, coded	017	n..2	CL16	FunctionCode	FunctionCode
Message reference number	D014	an..35		ID	ID
Type, coded	D013	an..3	CL26	TypeCode	TypeCode
<b>GUARANTEE</b>	90A			ObligationGuarantee	<b>OBLIGATIONGUARANTEE</b>
Reference	100	an..35		ObligationGuarantee/ReferenceID	ReferenceID

## E8 – Notification confirmation

eTIR name	WCO ID	Format	Codelist	Mapping to XML	XML TAG
<b>E8</b>	07B				
Message function, coded	017	n..2	CL16	Function	Function
Functional Reference	D026	an..35		FunctionalReferenceID	FunctionalReferenceID
Message reference number	D014	an..35		ID	ID
Type, coded	D013	an..3	CL26	TypeCode	TypeCode
<b>ERROR</b>	53A			Error	<b>ERROR</b>
Error, coded	377	an..8	CL99	Error/ValidationCode	ValidationCode
<b>POINTER</b>	97A			Error/Pointer	<b>POINTER</b>
Sequence number	006	n..5		Error/Pointer/SequenceNumeric	SequenceNumeric
Document/message section, coded	375	an..3	CL18	Error/Pointer/DocumentSectionCode	DocumentSectionCode
Tag identifier	381	an..4	CL19	Error/Pointer/TagID	TagID



E9 – Advanced cargo information

eTIR name	WCO ID	Format	Codelist	Mapping to XML	XML TAG
<b>E9</b>	42A				
—Message function, coded	017	n..2		FunctionCode	FunctionCode
—Functional reference	D026	an..35		FunctionalReferenceID	FunctionalReferenceID
—Message reference number	D014	an..35		ID	ID
—Issuing date	D011	an..35		IssueDateTime	IssueDateTime
—Type, coded	D013	an..3		TypeCode	TypeCode
—Version	383	an..9		VersionID	VersionID
—Total gross weight	131	n..16,6		TotalGrossMassMeasure	TotalGrossMassMeasure
<b>ADDITIONALINFORMATION</b>	03A			AdditionalInformation	<b>ADDITIONALINFORMATION</b>
—Remarks	105	an..512		AdditionalInformation/Content	Content
—Heavy and bulky goods indicator	226	an..17		AdditionalInformation/StatementCode	StatementCode
<b>AGENT</b>	05A			Agent	<b>AGENT</b>
—Name	R003	an..70		Agent/Name	Name
—Code	R004	an..17		Agent/ID	ID
—Role, coded	R005	an..3		Agent/RoleCode	RoleCode
<b>ADDRESS</b>	04A			Agent/Address	<b>ADDRESS</b>
—City name	241	an..35		Agent/Address/CityName	CityName
—Country, coded	242	a2		Agent/Address/CountryCode	CountryCode
—Street and number/P.O. Box	239	an..70		Agent/Address/Line	Line
—Postcode identification	245	an..9		Agent/Address/PostcodeID	PostcodeID
<b>AMENDMENT</b>	06A			Amendment	<b>AMENDMENT</b>
—Amendment code	099	an..3		Amendment/ChangeReasonCode	ChangeReasonCode
<b>POINTER</b>	97A			Amendment/Pointer	<b>POINTER</b>
—Sequence number	006	n..5		Amendment/Pointer/SequenceNumeric	SequenceNumeric
—Document/message section, coded	375	an..3		Amendment/Pointer/DocumentSectionCode	DocumentSectionCode
—Tag identifier	381	an..4		Amendment/Pointer/TagID	TagID
<b>SUBCONTRACTOR</b>	18A			Carrier	<b>CARRIER</b>
—Name	R011	an..70		Carrier/Name	Name
—Code	R012	an..17		Carrier/ID	ID
<b>ADDRESS</b>	04A			Carrier/Address	<b>ADDRESS</b>
—City name	241	an..35		Carrier/Address/CityName	CityName
—Country, coded	242	a2		Carrier/Address/CountryCode	CountryCode
—Street and number/P.O. Box	239	an..70		Carrier/Address/Line	Line
—Postcode identification	245	an..9		Carrier/Address/PostcodeID	PostcodeID
<b>CONSIGNMENT</b>	28A			Consignment	<b>CONSIGNMENT</b>
—Sequence number	006	n..5		Consignment/SequenceNumeric	SequenceNumeric

eTIR name	WCO ID	Format	Codelist	Mapping to XML	XML TAG
<b>ATTACHEDDOCUMENTS</b>	02A			Consignment/AdditionalDocument	<b>ADDITIONALDOCUMENT</b>
Number	D005	an..35		Consignment/AdditionalDocument/ID	ID
Issuing date	D002	an..35		Consignment/AdditionalDocument/IssueDateTime	IssueDateTime
Type, coded	D006	an..3		Consignment/AdditionalDocument/TypeCode	TypeCode
<b>BINARYFILE</b>	72B			Consignment/AdditionalDocument/BinaryFile	<b>BINARYFILE</b>
Identification	M001	an..256		Consignment/AdditionalDocument/BinaryFile/ID	ID
Title	M002	an..256		Consignment/AdditionalDocument/BinaryFile/Title	Title
Author name	M003	an..70		Consignment/AdditionalDocument/BinaryFile/AuthorName	AuthorName
Version	M004	an..17		Consignment/AdditionalDocument/BinaryFile/VersionID	VersionID
File name	M005	an..256		Consignment/AdditionalDocument/BinaryFile/FileNameText	FileNameText
URI	M006	an..204		Consignment/AdditionalDocument/BinaryFile/URIID	URIID
MIME	M007	an..70		Consignment/AdditionalDocument/BinaryFile/MIMECode	MIMECode
Encoding	M008	an..17		Consignment/AdditionalDocument/BinaryFile/EncodingCode	EncodingCode
Character set	M009	n..17		Consignment/AdditionalDocument/BinaryFile/CharacterSetCode	CharacterSetCode
Include binary object	M010	N/A		Consignment/AdditionalDocument/BinaryFile/IncludedBinaryObjectBinaryObject	IncludedBinaryObjectBinaryObject
Access	M011	an..256		Consignment/AdditionalDocument/BinaryFile/Access	Access
Description	M012	an..256		Consignment/AdditionalDocument/BinaryFile/Description	Description
Size	M013	n..16,6		Consignment/AdditionalDocument/BinaryFile/SizeMeasure	SizeMeasure
Type	M014	an..6		Consignment/AdditionalDocument/BinaryFile/TypeCode	TypeCode
Hash code	M015	an..256		Consignment/AdditionalDocument/BinaryFile/HashCode	HashCode
Hash code algorithm id	M016	an..6		Consignment/AdditionalDocument/BinaryFile/HashCodeAlgorithmIDCode	HashCodeAlgorithmIDCode
<b>CONSIGNMENTITEM</b>	29A			Consignment/ConsignmentItem	<b>CONSIGNMENTITEM</b>
Sequence number	006	n..5		Consignment/ConsignmentItem/SequenceNumeric	SequenceNumeric
<b>ADDITIONALINFORMATION</b>	03A			Consignment/ConsignmentItem/AdditionalInformation	<b>ADDITIONALINFORMATION</b>
Remarks	105	an..512		Consignment/ConsignmentItem/AdditionalInformation/Content	Content
<b>GOODS</b>	23A			Consignment/ConsignmentItem/Commodity	<b>COMMODITY</b>
Description	138	an..256		Consignment/ConsignmentItem/Commodity/CargoDescription	CargoDescription
<b>CLASSIFICATION</b>	21A			Consignment/ConsignmentItem/Commodity/Classification	<b>CLASSIFICATION</b>
Code	145	an..18		Consignment/ConsignmentItem/Commodity/Classification/ID	ID
Type	337	an..3		Consignment/ConsignmentItem/Commodity/Classification/IdentificationTypeCode	IdentificationTypeCode
<b>CONSIGNEE</b>	27A			Consignment/ConsignmentItem/Consignee	<b>CONSIGNEE</b>
Name	R014	an..70		Consignment/ConsignmentItem/Consignee/Name	Name
Code	R015	an..17		Consignment/ConsignmentItem/Consignee/ID	ID
<b>ADDRESS</b>	04A			Consignment/ConsignmentItem/Consignee/Address	<b>ADDRESS</b>
City name	241	an..35		Consignment/ConsignmentItem/Consignee/Address/CityName	CityName
Country, coded	242	a2		Consignment/ConsignmentItem/Consignee/Address/CountryCode	CountryCode
Street and number/P.O. Box	239	an..70		Consignment/ConsignmentItem/Consignee/Address/Line	Line

eTIR name	WCO ID	Format	Codelist	Mapping to XML	XML TAG
└ Postcode identification	245	an..9		Consignment/ConsignmentItem/Consignee/Address/PostcodeID	PostcodeID
<b>CONSIGNOR</b>	30A			Consignment/ConsignmentItem/Consignor	<b>CONSIGNOR</b>
└ Name	R020	an..70		Consignment/ConsignmentItem/Consignor/Name	Name
└ Code	R021	an..17		Consignment/ConsignmentItem/Consignor/ID	ID
<b>ADDRESS</b>	04A			Consignment/ConsignmentItem/Consignor/Address	<b>ADDRESS</b>
└ City name	241	an..35		Consignment/ConsignmentItem/Consignor/Address/CityName	CityName
└ Country, coded	242	a2		Consignment/ConsignmentItem/Consignor/Address/CountryCode	CountryCode
└ Street and number/P.O. Box	239	an..70		Consignment/ConsignmentItem/Consignor/Address/Line	Line
└ Postcode identification	245	an..9		Consignment/ConsignmentItem/Consignor/Address/PostcodeID	PostcodeID
<b>DELIVERYDESTINATION</b>	44A			Consignment/ConsignmentItem/DeliveryDestination	<b>DELIVERYDESTINATION</b>
└ Name	R027	an..70		Consignment/ConsignmentItem/DeliveryDestination/Name	Name
<b>ADDRESS</b>	04A			Consignment/ConsignmentItem/DeliveryDestination/Address	<b>ADDRESS</b>
└ City name	241	an..35		Consignment/ConsignmentItem/DeliveryDestination/Address/CityName	CityName
└ Country, coded	242	a2		Consignment/ConsignmentItem/DeliveryDestination/Address/CountryCode	CountryCode
└ Street and number/P.O. Box	239	an..70		Consignment/ConsignmentItem/DeliveryDestination/Address/Line	Line
└ Postcode identification	245	an..9		Consignment/ConsignmentItem/DeliveryDestination/Address/PostcodeID	PostcodeID
<b>GOODSMEASURE</b>	65A			Consignment/ConsignmentItem/GoodsMeasure	<b>GOODSMEASURE</b>
└ Gross weight	126	n..16,6		Consignment/ConsignmentItem/GoodsMeasure/GrossMassMeasure	GrossMassMeasure
<b>PACKAGING</b>	93A			Consignment/ConsignmentItem/Packaging	<b>PACKAGING</b>
└ Marks and numbers	142	an..512		Consignment/ConsignmentItem/Packaging/MarksNumbersID	MarksNumbersID
└ Number of packages	144	n..8		Consignment/ConsignmentItem/Packaging/QuantityQuantity	QuantityQuantity
└ Type, coded	141	an..2		Consignment/ConsignmentItem/Packaging/TypeCode	TypeCode
<b>TRANSPORTEQUIPMENT</b>	31B			Consignment/ConsignmentItem/TransportEquipment	<b>TRANSPORTEQUIPMENT</b>
└ Identification	159	an..17		Consignment/ConsignmentItem/TransportEquipment/ID	ID
<b>UCR</b>	35B			Consignment/ConsignmentItem/UCR	<b>UCR</b>
└ Identifier	016	an..35		Consignment/ConsignmentItem/UCR/ID	ID
<b>LOADINGLOCATION</b>	83A			Consignment/LoadingLocation	<b>LOADINGLOCATION</b>
└ Name	L009	an..256		Consignment/LoadingLocation/Name	Name
<b>NOTIFYPARTY</b>	89A			Consignment/NotifyParty	<b>NOTIFYPARTY</b>
└ Name	R045	an..70		Consignment/NotifyParty/Name	Name
└ Code	R046	an..17		Consignment/NotifyParty/ID	ID
<b>ADDRESS</b>	04A			Consignment/NotifyParty/Address	<b>ADDRESS</b>
└ City name	241	an..35		Consignment/NotifyParty/Address/CityName	CityName
└ Country, coded	242	a2		Consignment/NotifyParty/Address/CountryCode	CountryCode
└ Street and number/P.O. Box	239	an..70		Consignment/NotifyParty/Address/Line	Line
└ Postcode identification	245	an..9		Consignment/NotifyParty/Address/PostcodeID	PostcodeID
<b>CUSTOMSOFFICEOFDEPARTURE</b>	25B			Consignment/TransitDeparture	<b>TRANSITDEPARTURE</b>
└ Code	L087	an..17		Consignment/TransitDeparture/ID	ID

eTIR name	WCO ID	Format	Codelist	Mapping to XML	XML TAG
<b>CUSTOMSOFFICEOFDESTINATION</b>	26B			Consignment/TransitDestination	<b>TRANSITDESTINATION</b>
Code	L008	an..17		Consignment/TransitDestination/ID	ID
<b>TRANSPORTMEANS</b>	29B			Consignment/TransitTransportMeans	<b>TRANSITTRANSPORTMEANS</b>
Identification	T007	an..25		Consignment/TransitTransportMeans/ID	ID
Type, coded	T011	an..4		Consignment/TransitTransportMeans/TypeCode	TypeCode
Nationality	T015	a2		Consignment/TransitTransportMeans/RegistrationNationalityCode	RegistrationNationalityCode
Conveyance reference number	149	an..17		Consignment/TransitTransportMeans/JourneyID	JourneyID
<b>COUNTRYOFROUTING</b>	81A			Consignment/TransitTransportMeans/Itinerary	<b>ITINERARY</b>
Sequence number	006	n..5		Consignment/TransitTransportMeans/Itinerary/SequenceNumeric	SequenceNumeric
Country, coded	064	a2		Consignment/TransitTransportMeans/Itinerary/RoutingCountryCode	RoutingCountryCode
<b>CERTIFICATEOFAPPROVAL</b>	02A			Consignment/TransitTransportMeans/AdditionalDocument	<b>ADDITIONALDOCUMENT</b>
Number	D005	an..35		Consignment/TransitTransportMeans/AdditionalDocument/ID	ID
Issuing date	D002	an..35		Consignment/TransitTransportMeans/AdditionalDocument/IssueDateTime	IssueDateTime
Type, coded	D006	an..3		Consignment/TransitTransportMeans/AdditionalDocument/TypeCode	TypeCode
<b>BINARYFILE</b>	72B			Consignment/TransitTransportMeans/AdditionalDocument/BinaryFile	<b>BINARYFILE</b>
Identification	M001	an..256		Consignment/TransitTransportMeans/AdditionalDocument/BinaryFile/ID	ID
Title	M002	an..256		Consignment/TransitTransportMeans/AdditionalDocument/BinaryFile/Title	Title
Author name	M003	an..70		Consignment/TransitTransportMeans/AdditionalDocument/BinaryFile/AuthorName	AuthorName
Version	M004	an..17		Consignment/TransitTransportMeans/AdditionalDocument/BinaryFile/VersionID	VersionID
File name	M005	an..256		Consignment/TransitTransportMeans/AdditionalDocument/BinaryFile/FileNameText	FileNameText
URI	M006	an..204		Consignment/TransitTransportMeans/AdditionalDocument/BinaryFile/URIID	URIID
MIME	M007	an..70		Consignment/TransitTransportMeans/AdditionalDocument/BinaryFile/MIMECode	MIMECode
Encoding	M008	an..17		Consignment/TransitTransportMeans/AdditionalDocument/BinaryFile/EncodingCode	EncodingCode
Character set	M009	n..17		Consignment/TransitTransportMeans/AdditionalDocument/BinaryFile/CharacterSetCode	CharacterSetCode
Include binary object	M010	N/A		Consignment/TransitTransportMeans/AdditionalDocument/BinaryFile/IncludedBinaryObjectBinaryObject	IncludedBinaryObjectBinaryObject
Access	M011	an..256		Consignment/TransitTransportMeans/AdditionalDocument/BinaryFile/Access	Access
Description	M012	an..256		Consignment/TransitTransportMeans/AdditionalDocument/BinaryFile/Description	Description
Size	M013	n..16,6		Consignment/TransitTransportMeans/AdditionalDocument/BinaryFile/SizeMeasure	SizeMeasure
Type	M014	an..6		Consignment/TransitTransportMeans/AdditionalDocument/BinaryFile/TypeCode	TypeCode
Hash code	M015	an..256		Consignment/TransitTransportMeans/AdditionalDocument/BinaryFile/HashCode	HashCode
Hash code algorithm id	M016	an..6		Consignment/TransitTransportMeans/AdditionalDocument/BinaryFile/HashCodeAlgorithmIDCode	HashCodeAlgorithmIDCode
<b>TRANSPORTEQUIPMENT</b>	31B			Consignment/TransportEquipment	<b>TRANSPORTEQUIPMENT</b>
Sequence number	006	n..5		Consignment/TransportEquipment/SequenceNumeric	SequenceNumeric
Size and type identification	152	an..4		Consignment/TransportEquipment/CharacteristicCode	CharacteristicCode
Identification	159	an..17		Consignment/TransportEquipment/ID	ID
<b>SEAL</b>	44B			Consignment/TransportEquipment/Seal	<b>SEAL</b>
Sequence number	006	n..5		Consignment/TransportEquipment/Seal/SequenceNumeric	SequenceNumeric
Seal number	165	an..35		Consignment/TransportEquipment/Seal/ID	ID
Seal type code	407	an..3		Consignment/TransportEquipment/Seal/TypeCode	TypeCode

eTIR name	WCO ID	Format	Codelist	Mapping to XML	XML TAG
<b>GUARANTEE</b>	90A			ObligationGuarantee	<b>OBLIGATIONGUARANTEE</b>
Reference	100	an..35		ObligationGuarantee/ReferenceID	ReferenceID
<b>HOLDER</b>	28B			Principal	<b>PRINCIPAL</b>
Name	R001	an..70		Principal/Name	Name
Code	R002	an..17		Principal/ID	ID
<b>ADDRESS</b>	04A			Principal/Address	<b>ADDRESS</b>
City name	241	an..35		Principal/Address/CityName	CityName
Country, coded	242	a2		Principal/Address/CountryCode	CountryCode
Street and number/P.O. Box	239	an..70		Principal/Address/Line	Line
Postcode identification	245	an..9		Principal/Address/PostcodeID	PostcodeID

### E10 – Advanced Cargo Information Results

eTIR name	WCO ID	Format	Codelist	Mapping to XML	XML TAG
<b>E10</b>	07B				
Message function, coded	017	n..2	CL16	Function	Function
Functional Reference	D026	an..35		FunctionalReferenceID	FunctionalReferenceID
Message reference number	D014	an..35		ID	ID
Type, coded	D013	an..3	CL26	TypeCode	TypeCode
<b>ERROR</b>	53A			Error	<b>ERROR</b>
Error, coded	377	an..8	CL99	Error/ValidationCode	ValidationCode
<b>POINTER</b>	97A			Error/Pointer	<b>POINTER</b>
Sequence number	006	n..5		Error/Pointer/SequenceNumeric	SequenceNumeric
Document/message section, coded	375	an..3	CL18	Error/Pointer/DocumentSectionCode	DocumentSectionCode
Tag identifier	381	an..4	CL19	Error/Pointer/TagID	TagID
<b>ADVANCEDCARGOINFORMATION</b>	42A			Declaration	<b>DECLARATION</b>
Acceptance date	023	an..35		Declaration/AcceptanceDateTime	AcceptanceDateTime
Message reference number	D014	an..35		Declaration/ID	ID
Rejection date	374	an..35		Declaration/RejectionDateTime	RejectionDateTime

## b. Internal messages

## I1 – Accept guarantee

eTIR name	WCO ID	Format	Codelist	Mapping to XML	XML TAG
<b>I1</b>	75B				
—Message function, coded	017	n..2	CL16	FunctionCode	FunctionCode
—Message reference number	D014	an..35		ID	ID
—Type, coded	D013	an..3	CL26	TypeCode	TypeCode
<b>GUARANTEE</b>	90A			ObligationGuarantee	<b>OBLIGATIONGUARANTEE</b>
—Acceptance date	023	an..35		ObligationGuarantee/AcceptanceDateTime	AcceptanceDateTime
—Reference	100	an..35		ObligationGuarantee/ReferenceID	ReferenceID
—Guarantee type	101	an..3	CL12	ObligationGuarantee/SecurityDetailsCode	SecurityDetailsCode
<b>GUARANTEECHAIN</b>	19B			ObligationGuarantee/Surety	<b>SURETY</b>
—Code	R055	an..17		ObligationGuarantee/Surety/ID	ID
<b>HOLDER</b>	28B			ObligationGuarantee/Principal	<b>PRINCIPAL</b>
—Code	R002	an..17	CL15	ObligationGuarantee/Principal/ID	ID

## I2 – Acceptance results

eTIR name	WCO ID	Format	Codelist	Mapping to XML	XML TAG
<b>I2</b>	75B				
—Message function, coded	017	n..2	CL16	FunctionCode	FunctionCode
—Functional reference	D026	an..35		FunctionalReferenceID	FunctionalReferenceID
—Message reference number	D014	an..35		ID	ID
—Type, coded	D013	an..3	CL26	TypeCode	TypeCode
<b>ERROR</b>	53A			Error	<b>ERROR</b>
—Error, coded	377	an..8	CL99	Error/ValidationCode	ValidationCode
<b>POINTER</b>	97A			Error/Pointer	<b>POINTER</b>
—Sequence number	006	n..5		Error/Pointer/SequenceNumeric	SequenceNumeric
—Document/message section, coded	375	an..3	CL18	Error/Pointer/DocumentSectionCode	DocumentSectionCode
—Tag identifier	381	an..4	CL19	Error/Pointer/TagID	TagID
<b>GUARANTEE</b>	90A			ObligationGuarantee	<b>OBLIGATIONGUARANTEE</b>
—Reference	100	an..35		ObligationGuarantee/ReferenceID	ReferenceID

### I3 – Get holder information

eTIR name	WCO ID	Format	Codelist	Mapping to XML	XML TAG
<b>I3</b>	75B				
Message function, coded	017	n..2	CL16	FunctionCode	FunctionCode
Message reference number	D014	an..35		ID	ID
Type, coded	D013	an..3	CL26	TypeCode	TypeCode
<b>HOLDER</b>	28B			Principal	<b>PRINCIPAL</b>
Code	R002	an..17	CL15	Principal/ID	ID

### I4 – Holder information

eTIR name	WCO ID	Format	Codelist	Mapping to XML	XML TAG
<b>I4</b>	75B				
Message function, coded	017	n..2	CL16	FunctionCode	FunctionCode
Functional reference	D026	an..35		FunctionalReferenceID	FunctionalReferenceID
Message reference number	D014	an..35		ID	ID
Type, coded	D013	an..3	CL26	TypeCode	TypeCode
<b>ERROR</b>	53A			Error	<b>ERROR</b>
Error, coded	377	an..8	CL99	Error/ValidationCode	ValidationCode
<b>POINTER</b>	97A			Error/Pointer	<b>POINTER</b>
Sequence number	006	n..5		Error/Pointer/SequenceNumeric	SequenceNumeric
Document/message section, coded	375	an..3	CL18	Error/Pointer/DocumentSectionCode	DocumentSectionCode
Tag identifier	381	an..4	CL19	Error/Pointer/TagID	TagID
<b>HOLDER</b>	28B			Principal	<b>PRINCIPAL</b>
Name	R001	an..70		Principal/Name	Name
Code	R002	an..17	CL15	Principal/ID	ID
<b>ADDRESS</b>	04A			Principal/Address	<b>ADDRESS</b>
City name	241	an..35		Principal/Address/CityName	CityName
Country, coded	242	a2	CL04	Principal/Address/CountryCode	CountryCode
Street and number/P.O. Box	239	an..70		Principal/Address/Line	Line
Postcode identification	245	an..9		Principal/Address/PostcodeID	PostcodeID
<b>AUTHORIZATION</b>	88B			Principal/AuthorizationCertificate	<b>AUTHORIZATIONCERTIFICATE</b>
Current status	445	an..3	CL23	Principal/AuthorizationCertificate/StatusCode	StatusCode
<b>ACTIVWITHDRAWAL</b>	90B			Principal/AuthorizationCertificate/AuthorizationWithdrawal	<b>AUTHORIZATIONWITHDRAWAL</b>
Start date	276	an..35		Principal/AuthorizationCertificate/AuthorizationWithdrawal/EffectiveDateTime	EffectiveDateTime
End date	275	an..35		Principal/AuthorizationCertificate/AuthorizationWithdrawal/ExpirationDateTime	ExpirationDateTime
<b>ACTIVEEXCLUSION</b>	89B			Principal/AuthorizationCertificate/Exclusion	<b>EXCLUSION</b>

eTIR name	WCO ID	Format	Codelist	Mapping to XML	XML TAG
Start date	276	an..35		Principal/AuthorizationCertificate/Exclusion/EffectiveDateTime	EffectiveDateTime
End date	275	an..35		Principal/AuthorizationCertificate/Exclusion/ExpirationDateTime	ExpirationDateTime
Country, coded	447	a2	CL04	Principal/AuthorizationCertificate/Exclusion/CountryCode	CountryCode

## I5 – Query guarantee

eTIR name	WCO ID	Format	Codelist	Mapping to XML	XML TAG
<b>I5</b>	75B				
Message function, coded	017	n..2	CL16	FunctionCode	FunctionCode
Message reference number	D014	an..35		ID	ID
Type, coded	D013	an..3	CL26	TypeCode	TypeCode
Reply type, coded	D040	an..3	CL09	ReplyTypeCode	ReplyTypeCode
<b>GUARANTEE</b>	90A			ObligationGuarantee	<b>OBLIGATIONGUARANTEE</b>
Reference	100	an..35		ObligationGuarantee/ReferenceID	ReferenceID

## I6 – Query results

eTIR name	WCO ID	Format	Codelist	Mapping to XML	XML TAG
<b>I6</b>	75B				
Message function, coded	017	n..2	CL16	FunctionCode	FunctionCode
Functional reference	D026	an..35		FunctionalReferenceID	FunctionalReferenceID
Message reference number	D014	an..35		ID	ID
Type, coded	D013	an..3	CL26	TypeCode	TypeCode
<b>ERROR</b>	53A			Error	<b>ERROR</b>
Error, coded	377	an..8	CL99	Error/ValidationCode	ValidationCode
<b>POINTER</b>	97A			Error/Pointer	<b>POINTER</b>
Sequence number	006	n..5		Error/Pointer/SequenceNumeric	SequenceNumeric
Document/message section, coded	375	an..3	CL18	Error/Pointer/DocumentSectionCode	DocumentSectionCode
Tag identifier	381	an..4	CL19	Error/Pointer/TagID	TagID
<b>GUARANTEE</b>	90A			ObligationGuarantee	<b>OBLIGATIONGUARANTEE</b>
Acceptance date	023	an..35		ObligationGuarantee/AcceptanceDateTime	AcceptanceDateTime
Cancellation date	373	an..35		ObligationGuarantee/CancellationDateTime	CancellationDateTime
Validity	275	an..35		ObligationGuarantee/ExpirationDateTime	ExpirationDateTime
Issuing date	D011	an..35		ObligationGuarantee/IssueDateTime	IssueDateTime
Guarantee status	019	an..3	CL22	ObligationGuarantee/StatusCode	StatusCode
Reference	100	an..35		ObligationGuarantee/ReferenceID	ReferenceID
Guarantee type	101	an..3	CL12	ObligationGuarantee/SecurityDetailsCode	SecurityDetailsCode



eTIR name	WCO ID	Format	Codelist	Mapping to XML	XML TAG
<b>ADVANCEDCARGOINFORMATION</b>	42A			ObligationGuarantee/Declaration	<b>DECLARATION</b>
Reference	D014	an..35		ObligationGuarantee/Declaration/ID	ID
Issuing date	D011	an..35		ObligationGuarantee/Declaration/IssueDateTime	IssueDateTime
Total gross weight	131	n..16,6		ObligationGuarantee/Declaration/TotalGrossMassMeasure	TotalGrossMassMeasure
<b>ADDITIONALINFORMATION</b>	03A			ObligationGuarantee/Declaration/AdditionalInformation	<b>ADDITIONALINFORMATION</b>
Remarks	105	an..512		ObligationGuarantee/Declaration/AdditionalInformation/Content	Content
Heavy and bulky goods indicator	226	an..17	CL14	ObligationGuarantee/Declaration/AdditionalInformation/StatementCode	StatementCode
<b>AGENT</b>	05A			ObligationGuarantee/Declaration/Agent	<b>AGENT</b>
Name	R003	an..70		ObligationGuarantee/Declaration/Agent/Name	Name
Code	R004	an..17		ObligationGuarantee/Declaration/Agent/ID	ID
Role, coded	R005	an..3	CL02	ObligationGuarantee/Declaration/Agent/RoleCode	RoleCode
<b>AMENDMENT</b>	06A			ObligationGuarantee/Declaration/Amendment	<b>AMENDMENT</b>
Amendment code	099	an..3	CL17	ObligationGuarantee/Declaration/Amendment/ChangeReasonCode	ChangeReasonCode
<b>POINTER</b>	97A			ObligationGuarantee/Declaration/Amendment/Pointer	<b>POINTER</b>
Sequence number	006	n..5		ObligationGuarantee/Declaration/Amendment/Pointer/SequenceNumeric	SequenceNumeric
Document/message section,	375	an..3	CL18	ObligationGuarantee/Declaration/Amendment/Pointer/DocumentSectionCode	DocumentSectionCode
Tag identifier	381	an..4	CL19	ObligationGuarantee/Declaration/Amendment/Pointer/TagID	TagID
<b>SUBCONTRACTOR</b>	18A			ObligationGuarantee/Declaration/Carrier	<b>CARRIER</b>
Name	R011	an..70		ObligationGuarantee/Declaration/Carrier/Name	Name
Code	R012	an..17	CL15	ObligationGuarantee/Declaration/Carrier/ID	ID
<b>ADDRESS</b>	04A			ObligationGuarantee/Declaration/Carrier/Address	<b>ADDRESS</b>
City name	241	an..35		ObligationGuarantee/Declaration/Carrier/Address/CityName	CityName
Country, coded	242	a2	CL04	ObligationGuarantee/Declaration/Carrier/Address/CountryCode	CountryCode
Street and number/P.O. Box	239	an..70		ObligationGuarantee/Declaration/Carrier/Address/Line	Line
Postcode identification	245	an..9		ObligationGuarantee/Declaration/Carrier/Address/PostcodeID	PostcodeID
<b>CONSIGNMENT</b>	28A			ObligationGuarantee/Declaration/Consignment	<b>CONSIGNMENT</b>
Sequence number	006	n..5		ObligationGuarantee/Declaration/Consignment/SequenceNumeric	SequenceNumeric
<b>ATTACHEDDOCUMENTS</b>	02A			ObligationGuarantee/Declaration/Consignment/AdditionalDocument	<b>ADDITIONALDOCUMENT</b>
Number	D005	an..35		ObligationGuarantee/Declaration/Consignment/AdditionalDocument/ID	ID
Issuing date	D002	an..35		ObligationGuarantee/Declaration/Consignment/AdditionalDocument/IssueDateTime	IssueDateTime
Type, coded	D006	an..3	CL06	ObligationGuarantee/Declaration/Consignment/AdditionalDocument/TypeCode	TypeCode
<b>BINARYFILE</b>	72B			ObligationGuarantee/Declaration/Consignment/AdditionalDocument/BinaryFile	<b>BINARYFILE</b>
Identification	M001	an..256		ObligationGuarantee/Declaration/Consignment/AdditionalDocument/BinaryFile/ID	ID
Title	M002	an..256		ObligationGuarantee/Declaration/Consignment/AdditionalDocument/BinaryFile/Title	Title
Author name	M003	an..70		ObligationGuarantee/Declaration/Consignment/AdditionalDocument/BinaryFile/AuthorName	AuthorName
Version	M004	an..17		ObligationGuarantee/Declaration/Consignment/AdditionalDocument/BinaryFile/VersionID	VersionID
File name	M005	an..256		ObligationGuarantee/Declaration/Consignment/AdditionalDocument/BinaryFile/FileNameText	FileNameText
BinaryFileURI	M006	an..204		ObligationGuarantee/Declaration/Consignment/AdditionalDocument/BinaryFile/URIID	URIID
MIME	M007	an..70		ObligationGuarantee/Declaration/Consignment/AdditionalDocument/BinaryFile/MIMECode	MIMECode
Encoding	M008	an..17		ObligationGuarantee/Declaration/Consignment/AdditionalDocument/BinaryFile/EncodingCode	EncodingCode

eTIR name	WCO ID	Format	Codelist	Mapping to XML	XML TAG
Character set	M009	n..17		ObligationGuarantee/Declaration/Consignment/AdditionalDocument/BinaryFile/CharacterSetCode	CharacterSetCode
Include binary object	M010	N/A		ObligationGuarantee/Declaration/Consignment/AdditionalDocument/BinaryFile/IncludedBinaryObjectBinaryObject	IncludedBinaryObjectBinaryObject
Access	M011	an..256		ObligationGuarantee/Declaration/Consignment/AdditionalDocument/BinaryFile/Access	Access
Description	M012	an..256		ObligationGuarantee/Declaration/Consignment/AdditionalDocument/BinaryFile/Description	Description
Size	M013	n..16,6		ObligationGuarantee/Declaration/Consignment/AdditionalDocument/BinaryFile/SizeMeasure	SizeMeasure
Type	M014	an..6		ObligationGuarantee/Declaration/Consignment/AdditionalDocument/BinaryFile/TypeCode	TypeCode
Hash code	M015	an..256		ObligationGuarantee/Declaration/Consignment/AdditionalDocument/BinaryFile/HashCode	HashCode
Hash code algorithm id	M016	an..6		ObligationGuarantee/Declaration/Consignment/AdditionalDocument/BinaryFile/HashCodeAlgorithmIDCode	HashCodeAlgorithmIDCode
<b>CONSIGNMENTITEM</b>	29A			ObligationGuarantee/Declaration/Consignment/ConsignmentItem	<b>CONSIGNMENTITEM</b>
Sequence number	006	n..5		ObligationGuarantee/Declaration/Consignment/ConsignmentItem/SequenceNumeric	SequenceNumeric
<b>ADDITIONALINFORMATION</b>	03A			ObligationGuarantee/Declaration/Consignment/ConsignmentItem/AdditionalInformation	<b>ADDITIONALINFORMATION</b>
Remarks	105	an..512		ObligationGuarantee/Declaration/Consignment/ConsignmentItem/AdditionalInformation/Content	Content
<b>GOODS</b>	23A			ObligationGuarantee/Declaration/Consignment/ConsignmentItem/Commodity	<b>COMMODITY</b>
Description	138	an..256		ObligationGuarantee/Declaration/Consignment/ConsignmentItem/Commodity/CargoDescription	CargoDescription
<b>CLASSIFICATION</b>	21A			ObligationGuarantee/Declaration/Consignment/ConsignmentItem/Commodity/Classification	<b>CLASSIFICATION</b>
Code	145	an..18		ObligationGuarantee/Declaration/Consignment/ConsignmentItem/Commodity/Classification/ID	ID
Type	337	an..3	CL03	ObligationGuarantee/Declaration/Consignment/ConsignmentItem/Commodity/Classification/IdentificationTypeCode	IdentificationTypeCode
<b>CONSIGNEE</b>	27A			ObligationGuarantee/Declaration/Consignment/ConsignmentItem/Consignee	<b>CONSIGNEE</b>
Name	R014	an..70		ObligationGuarantee/Declaration/Consignment/ConsignmentItem/Consignee/Name	Name
Code	R015	an..17		ObligationGuarantee/Declaration/Consignment/ConsignmentItem/Consignee/ID	ID
<b>ADDRESS</b>	04A			ObligationGuarantee/Declaration/Consignment/ConsignmentItem/Consignee/Address	<b>ADDRESS</b>
City name	241	an..35		ObligationGuarantee/Declaration/Consignment/ConsignmentItem/Consignee/Address/CityName	CityName
Country, coded	242	a2	CL04	ObligationGuarantee/Declaration/Consignment/ConsignmentItem/Consignee/Address/CountryCode	CountryCode
Street and number/P.O. Box	239	an..70		ObligationGuarantee/Declaration/Consignment/ConsignmentItem/Consignee/Address/Line	Line
Postcode identification	245	an..9		ObligationGuarantee/Declaration/Consignment/ConsignmentItem/Consignee/Address/PostcodeID	PostcodeID
<b>CONSIGNOR</b>	30A			ObligationGuarantee/Declaration/Consignment/ConsignmentItem/Consignor	<b>CONSIGNOR</b>
Name	R020	an..70		ObligationGuarantee/Declaration/Consignment/ConsignmentItem/Consignor/Name	Name
Code	R021	an..17		ObligationGuarantee/Declaration/Consignment/ConsignmentItem/Consignor/ID	ID
<b>ADDRESS</b>	04A			ObligationGuarantee/Declaration/Consignment/ConsignmentItem/Consignor/Address	<b>ADDRESS</b>
City name	241	an..35		ObligationGuarantee/Declaration/Consignment/ConsignmentItem/Consignor/Address/CityName	CityName
Country, coded	242	a2	CL04	ObligationGuarantee/Declaration/Consignment/ConsignmentItem/Consignor/Address/CountryCode	CountryCode
Street and number/P.O. Box	239	an..70		ObligationGuarantee/Declaration/Consignment/ConsignmentItem/Consignor/Address/Line	Line
Postcode identification	245	an..9		ObligationGuarantee/Declaration/Consignment/ConsignmentItem/Consignor/Address/PostcodeID	PostcodeID
<b>DELIVERYDESTINATION</b>	44A			ObligationGuarantee/Declaration/Consignment/ConsignmentItem/DeliveryDestination	<b>DELIVERYDESTINATION</b>
Name	R027	an..70		ObligationGuarantee/Declaration/Consignment/ConsignmentItem/DeliveryDestination/Name	Name
<b>ADDRESS</b>	04A			ObligationGuarantee/Declaration/Consignment/ConsignmentItem/DeliveryDestination/Address	<b>ADDRESS</b>
City name	241	an..35		ObligationGuarantee/Declaration/Consignment/ConsignmentItem/DeliveryDestination/Address/CityName	CityName
Country, coded	242	a2	CL04	ObligationGuarantee/Declaration/Consignment/ConsignmentItem/DeliveryDestination/Address/CountryCode	CountryCode
Street and number/P.O. Box	239	an..70		ObligationGuarantee/Declaration/Consignment/ConsignmentItem/DeliveryDestination/Address/Line	Line

eTIR name	WCO ID	Format	Codelist	Mapping to XML	XML TAG
Postcode identification	245	an..9		ObligationGuarantee/Declaration/Consignment/ConsignmenItem/DeliveryDestination/Address/PostcodeID	PostcodeID
<b>GOODSMEASURE</b>	65A			ObligationGuarantee/Declaration/Consignment/ConsignmenItem/GoodsMeasure	<b>GOODSMEASURE</b>
Gross weight	126	n..16,6		ObligationGuarantee/Declaration/Consignment/ConsignmenItem/GoodsMeasure/GrossMassMeasure	GrossMassMeasure
<b>PACKAGING</b>	93A			ObligationGuarantee/Declaration/Consignment/ConsignmenItem/Packaging	<b>PACKAGING</b>
Marks and numbers	142	an..512		ObligationGuarantee/Declaration/Consignment/ConsignmenItem/Packaging/MarksNumbersID	MarksNumbersID
Number of packages	144	n..8		ObligationGuarantee/Declaration/Consignment/ConsignmenItem/Packaging/QuantityQuantity	QuantityQuantity
Type, coded	141	an..2	CL07	ObligationGuarantee/Declaration/Consignment/ConsignmenItem/Packaging/TypeCode	TypeCode
<b>TRANSPORTEQUIPMENT</b>	31B			ObligationGuarantee/Declaration/Consignment/ConsignmenItem/TransportEquipment	<b>TRANSPORTEQUIPMENT</b>
Identification	159	an..17		ObligationGuarantee/Declaration/Consignment/ConsignmenItem/TransportEquipment/ID	ID
<b>UCR</b>	35B			ObligationGuarantee/Declaration/Consignment/ConsignmenItem/UCR	<b>UCR</b>
Identifier	016	an..35		ObligationGuarantee/Declaration/Consignment/ConsignmenItem/UCR/ID	ID
<b>LOADINGLOCATION</b>	83A			ObligationGuarantee/Declaration/Consignment/LoadingLocation	<b>LOADINGLOCATION</b>
Name	1009	an..256		ObligationGuarantee/Declaration/Consignment/LoadingLocation/Name	Name
<b>NOTIFYPARTY</b>	89A			ObligationGuarantee/Declaration/Consignment/NotifyParty	<b>NOTIFYPARTY</b>
Name	R045	an..70		ObligationGuarantee/Declaration/Consignment/NotifyParty/Name	Name
Code	R046	an..17		ObligationGuarantee/Declaration/Consignment/NotifyParty/ID	ID
<b>ADDRESS</b>	04A			ObligationGuarantee/Declaration/Consignment/NotifyParty/Address	<b>ADDRESS</b>
City name	241	an..35		ObligationGuarantee/Declaration/Consignment/NotifyParty/Address/CityName	CityName
Country, coded	242	a2	CL04	ObligationGuarantee/Declaration/Consignment/NotifyParty/Address/CountryCode	CountryCode
Street and number/P.O. Box	239	an..70		ObligationGuarantee/Declaration/Consignment/NotifyParty/Address/Line	Line
Postcode identification	245	an..9		ObligationGuarantee/Declaration/Consignment/NotifyParty/Address/PostcodeID	PostcodeID
<b>CUSTOMSOFFICEOFDEPARTUR</b>	25B			ObligationGuarantee/Declaration/Consignment/TransitDeparture	<b>TRANSITDEPARTURE</b>
Code	L087	an..17	CL13	ObligationGuarantee/Declaration/Consignment/TransitDeparture/ID	ID
<b>CUSTOMSOFFICEOFDESTINATI</b>	26B			ObligationGuarantee/Declaration/Consignment/TransitDestination	<b>TRANSITDESTINATION</b>
Code	L008	an..17	CL13	ObligationGuarantee/Declaration/Consignment/TransitDestination/ID	ID
<b>TRANSPORTMEANS</b>	29B			ObligationGuarantee/Declaration/Consignment/TransitTransportMeans	<b>TRANSITTRANSPORTMEANS</b>
Identification	T007	an..25		ObligationGuarantee/Declaration/Consignment/TransitTransportMeans/ID	ID
Type, coded	T011	an..4	CL05	ObligationGuarantee/Declaration/Consignment/TransitTransportMeans/TypeCode	TypeCode
Nationality	T015	a2	CL04	ObligationGuarantee/Declaration/Consignment/TransitTransportMeans/RegistrationNationalityCode	RegistrationNationalityCode
Conveyance reference number	149	an..17		ObligationGuarantee/Declaration/Consignment/TransitTransportMeans/JourneyID	JourneyID
<b>COUNTRYOFFROUTING</b>	81A			ObligationGuarantee/Declaration/Consignment/TransitTransportMeans/Itinerary	<b>ITINERARY</b>
Sequence number	006	n..5		ObligationGuarantee/Declaration/Consignment/TransitTransportMeans/Itinerary/SequenceNumeric	SequenceNumeric
Country, coded	064	a2	CL04	ObligationGuarantee/Declaration/Consignment/TransitTransportMeans/Itinerary/RoutingCountryCode	RoutingCountryCode
<b>CERTIFICATEOFAPPROVAL</b>	02A			ObligationGuarantee/Declaration/Consignment/TransitTransportMeans/AdditionalDocument	<b>ADDITIONALDOCUMENT</b>
Number	D005	an..35		ObligationGuarantee/Declaration/Consignment/TransitTransportMeans/AdditionalDocument/ID	ID
Issuing date	D002	an..35		ObligationGuarantee/Declaration/Consignment/TransitTransportMeans/AdditionalDocument/IssueDateTim	IssueDateTime
Type, coded	D006	an..3	CL06	ObligationGuarantee/Declaration/Consignment/TransitTransportMeans/AdditionalDocument/TypeCode	TypeCode
<b>BINARYFILE</b>	72B			ObligationGuarantee/Declaration/Consignment/TransitTransportMeans/AdditionalDocument/BinaryFile	<b>BINARYFILE</b>

eTIR name	WCO ID	Format	Codelist	Mapping to XML	XML TAG
Identification	M001	an..256		ObligationGuarantee/Declaration/Consignment/TransitTransportMeans/AdditionalDocument/BinaryFile/ID	ID
Title	M002	an..256		ObligationGuarantee/Declaration/Consignment/TransitTransportMeans/AdditionalDocument/BinaryFile/Title	Title
Author name	M003	an..70		ObligationGuarantee/Declaration/Consignment/TransitTransportMeans/AdditionalDocument/BinaryFile/AuthorName	AuthorName
Version	M004	an..17		ObligationGuarantee/Declaration/Consignment/TransitTransportMeans/AdditionalDocument/BinaryFile/VersionID	VersionID
File name	M005	an..256		ObligationGuarantee/Declaration/Consignment/TransitTransportMeans/AdditionalDocument/BinaryFile/FileNameText	FileNameText
URI	M006	an..204		ObligationGuarantee/Declaration/Consignment/TransitTransportMeans/AdditionalDocument/BinaryFile/URIID	URIID
MIME	M007	an..70		ObligationGuarantee/Declaration/Consignment/TransitTransportMeans/AdditionalDocument/BinaryFile/MIMECode	MIMECode
Encoding	M008	an..17		ObligationGuarantee/Declaration/Consignment/TransitTransportMeans/AdditionalDocument/BinaryFile/EncodingCode	EncodingCode
Character set	M009	n..17		ObligationGuarantee/Declaration/Consignment/TransitTransportMeans/AdditionalDocument/BinaryFile/CharacterSetCode	CharacterSetCode
Include binary object	M010	N/A		ObligationGuarantee/Declaration/Consignment/TransitTransportMeans/AdditionalDocument/BinaryFile/IncludedBinaryObjectBinaryObject	IncludedBinaryObjectBinaryObject
Access	M011	an..256		ObligationGuarantee/Declaration/Consignment/TransitTransportMeans/AdditionalDocument/BinaryFile/Access	Access
Description	M012	an..256		ObligationGuarantee/Declaration/Consignment/TransitTransportMeans/AdditionalDocument/BinaryFile/Description	Description
Size	M013	n..16,6		ObligationGuarantee/Declaration/Consignment/TransitTransportMeans/AdditionalDocument/BinaryFile/SizeMeasure	SizeMeasure
Type	M014	an..6		ObligationGuarantee/Declaration/Consignment/TransitTransportMeans/AdditionalDocument/BinaryFile/TypeCode	TypeCode
Hash code	M015	an..256		ObligationGuarantee/Declaration/Consignment/TransitTransportMeans/AdditionalDocument/BinaryFile/HashCode	HashCode
Hash code algorithm id	M016	an..6		ObligationGuarantee/Declaration/Consignment/TransitTransportMeans/AdditionalDocument/BinaryFile/HashCodeAlgorithmIDCode	HashCodeAlgorithmIDCode
<b>TRANSPORTEQUIPMENT</b>	31B			ObligationGuarantee/Declaration/Consignment/TransportEquipment	<b>TRANSPORTEQUIPMENT</b>
Sequence number	006	n..5		ObligationGuarantee/Declaration/Consignment/TransportEquipment/SequenceNumeric	SequenceNumeric
Size and type identification	152	an..4	CL01	ObligationGuarantee/Declaration/Consignment/TransportEquipment/CharacteristicCode	CharacteristicCode
Identification	159	an..17		ObligationGuarantee/Declaration/Consignment/TransportEquipment/ID	ID
<b>SEAL</b>	44B			ObligationGuarantee/Declaration/Consignment/TransportEquipment/Seal	<b>SEAL</b>
Sequence number	006	n..5		ObligationGuarantee/Declaration/Consignment/TransportEquipment/Seal/SequenceNumeric	SequenceNumeric
Seal number	165	an..35		ObligationGuarantee/Declaration/Consignment/TransportEquipment/Seal/ID	ID
Seal type code	407	an..3	CL08	ObligationGuarantee/Declaration/Consignment/TransportEquipment/Seal/TypeCode	TypeCode
<b>GUARANTEE</b>	92B			ObligationGuarantee/Declaration/DeclarationGuarantee	<b>DECLARATIONGUARANTEE</b>
Validity	275	an..35		ObligationGuarantee/Declaration/DeclarationGuarantee/ExpirationDateTime	ExpirationDateTime
Reference	100	an..35		ObligationGuarantee/Declaration/DeclarationGuarantee/ReferenceID	ReferenceID
Guarantee type, coded	101	an..3	CL12	ObligationGuarantee/Declaration/DeclarationGuarantee/SecurityDetailsCode	SecurityDetailsCode
<b>NATIONALREFERENCE</b>	91B			ObligationGuarantee/Declaration/NationalReference	<b>NATIONALREFERENCE</b>
Reference	446	an..35		ObligationGuarantee/Declaration/NationalReference/ID	ID
Country, coded	450	a2	CL04	ObligationGuarantee/Declaration/NationalReference/IssuingCountryCode	IssuingCountryCode
<b>HOLDER</b>	28B			ObligationGuarantee/Declaration/Principal	<b>PRINCIPAL</b>
Name	R001	an..70		ObligationGuarantee/Declaration/Principal/Name	Name

eTIR name	WCO ID	Format	Codelist	Mapping to XML	XML TAG
Code	R002	an..17	CL15	ObligationGuarantee/Declaration/Principal/ID	ID
<b>ADDRESS</b>	04A			ObligationGuarantee/Declaration/Principal/Address	<b>ADDRESS</b>
City name	241	an..35		ObligationGuarantee/Declaration/Principal/Address/CityName	CityName
Country, coded	242	a2	CL04	ObligationGuarantee/Declaration/Principal/Address/CountryCode	CountryCode
Street and number/P.O. Box	239	an..70		ObligationGuarantee/Declaration/Principal/Address/Line	Line
Postcode identification	245	an..9		ObligationGuarantee/Declaration/Principal/Address/PostcodeID	PostcodeID
<b>GUARANTEECHAIN</b>	19B			ObligationGuarantee/Surety	<b>SURETY</b>
Code	R055	an..17		ObligationGuarantee/Surety/ID	ID
<b>TIROPERATION</b>	78B			ObligationGuarantee/TransitOperation	<b>TRANSITOPERATION</b>
Sequence number	006	n..5		ObligationGuarantee/TransitOperation/SequenceNumeric	SequenceNumeric
Registration number	443	an..35		ObligationGuarantee/TransitOperation/RegistrationID	RegistrationID
<b>START</b>	80B			ObligationGuarantee/TransitOperation/OperationStart	<b>OPERATIONSTART</b>
End date	356	an..35		ObligationGuarantee/TransitOperation/OperationStart/InspectionEndDateTime	InspectionEndDateTime
Time limit	264	an..35		ObligationGuarantee/TransitOperation/OperationStart/LimitDateTime	LimitDateTime
<b>ADDITIONALINFORMATION</b>	03A			ObligationGuarantee/TransitOperation/OperationStart/AdditionalInformation	<b>ADDITIONALINFORMATION</b>
Remarks	105	an..512		ObligationGuarantee/TransitOperation/OperationStart/AdditionalInformation/Content	Content
<b>CONSIGNMENT</b>	28A			ObligationGuarantee/TransitOperation/OperationStart/Consignment	<b>CONSIGNMENT</b>
Sequence number	006	n..5		ObligationGuarantee/TransitOperation/OperationStart/Consignment/SequenceNumeric	SequenceNumeric
<b>TRANSPORTEQUIPMENT</b>	31B			ObligationGuarantee/TransitOperation/OperationStart/Consignment/TransportEquipment	<b>TRANSPORTEQUIPMENT</b>
Identification	159	an..17		ObligationGuarantee/TransitOperation/OperationStart/Consignment/TransportEquipment/ID	ID
<b>SEAL</b>	44B			ObligationGuarantee/TransitOperation/OperationStart/Consignment/TransportEquipment/Seal	
Sequence number	006	n..5		ObligationGuarantee/TransitOperation/OperationStart/Consignment/TransportEquipment/Seal/SequenceN	SequenceNumeric
Seal number	165	an..35		ObligationGuarantee/TransitOperation/OperationStart/Consignment/TransportEquipment/Seal/ID	ID
Seal type code	407	an..3	CL08	ObligationGuarantee/TransitOperation/OperationStart/Consignment/TransportEquipment/Seal/TypeCode	TypeCode
<b>CONTROL</b>	38A			ObligationGuarantee/TransitOperation/OperationStart/Control	<b>CONTROL</b>
Control type, coded	449	an..3	CL25	ObligationGuarantee/TransitOperation/OperationStart/Control/TypeCode	TypeCode
<b>CONTROLRESULT</b>	83B			ObligationGuarantee/TransitOperation/OperationStart/Control/ControlResult	<b>CONTROLRESULT</b>
Code	444	an..3	CL24	ObligationGuarantee/TransitOperation/OperationStart/Control/ControlResult/ID	ID
<b>NATIONALITINERARY</b>	81A			ObligationGuarantee/TransitOperation/OperationStart/Itinerary	<b>ITINERARY</b>
<b>NATIONALITINERARYCUSTOM</b>	82B			ObligationGuarantee/TransitOperation/OperationStart/Itinerary/ItineraryGovernmentOffice	<b>ITINERARYGOVERNMENTOFFICE</b>
Customs office, coded	G009	an..17	CL13	ObligationGuarantee/TransitOperation/OperationStart/Itinerary/ItineraryGovernmentOffice/ID	ID
<b>CUSTOMSOFFICE</b>	81B			ObligationGuarantee/TransitOperation/OperationStart/TransitOperationStartOffice	<b>TRANSITOPERATIONSTARTOFFICE</b>
Customs office, coded	G008	an..17	CL13	ObligationGuarantee/TransitOperation/OperationStart/TransitOperationStartOffice/ID	ID
<b>TERMINATION</b>	84B			ObligationGuarantee/TransitOperation/OperationTermination	<b>OPERATIONTERMINATION</b>
End date	356	an..35		ObligationGuarantee/TransitOperation/OperationTermination/InspectionEndDateTime	InspectionEndDateTime
Number of packages	144	n..8		ObligationGuarantee/TransitOperation/OperationTermination/PackageQuantityQuantity	PackageQuantityQuantity
<b>ADDITIONALINFORMATION</b>	03A			ObligationGuarantee/TransitOperation/OperationTermination/AdditionalInformation	<b>ADDITIONALINFORMATION</b>
Reservations	105	an..512		ObligationGuarantee/TransitOperation/OperationTermination/AdditionalInformation/Content	Content
<b>CONSIGNMENT</b>	28A			ObligationGuarantee/TransitOperation/OperationTermination/Consignment	<b>CONSIGNMENT</b>

eTIR name	WCO ID	Format	Codelist	Mapping to XML	XML TAG
Sequence number	006	n..5		ObligationGuarantee/TransitOperation/OperationTermination/Consignment/SequenceNumeric	SequenceNumeric
<b>TRANSPORTEQUIPMENT</b>	31B			ObligationGuarantee/TransitOperation/OperationTermination/Consignment/TransportEquipment	<b>TRANSPORTEQUIPMENT</b>
Identification	159	an..17		ObligationGuarantee/TransitOperation/OperationTermination/Consignment/TransportEquipment/ID	ID
<b>SEAL</b>	44B			ObligationGuarantee/TransitOperation/OperationTermination/Consignment/TransportEquipment/Seal	<b>SEAL</b>
Sequence number	006	n..5		ObligationGuarantee/TransitOperation/OperationTermination/Consignment/TransportEquipment/Seal/	SequenceNumeric
Seal number	165	an..35		ObligationGuarantee/TransitOperation/OperationTermination/Consignment/TransportEquipment/Seal/ID	ID
Seal type code	407	an..3	CL08	ObligationGuarantee/TransitOperation/OperationTermination/Consignment/TransportEquipment/Seal/Typ	TypeCode
<b>CONTROL</b>	38A			ObligationGuarantee/TransitOperation/OperationTermination/Control	<b>CONTROL</b>
Control type, coded	449	an..3	CL25	ObligationGuarantee/TransitOperation/OperationTermination/Control/TypeCode	TypeCode
<b>CONTROLRESULT</b>	83B			ObligationGuarantee/TransitOperation/OperationTermination/Control/ControlResult	<b>CONTROLRESULT</b>
Code	444	an..3	CL24	ObligationGuarantee/TransitOperation/OperationTermination/Control/ControlResult/ID	ID
<b>CUSTOMSOFFICE</b>	85B			ObligationGuarantee/TransitOperation/OperationTermination/TransitOperationTerminationOffice	<b>TRANSITOPERATIONTERMINATIO</b>
Customs office, coded	G010	an..17	CL13	ObligationGuarantee/TransitOperation/OperationTermination/TransitOperationTerminationOffice/ID	ID
<b>DISCHARGE</b>	86B			ObligationGuarantee/TransitOperation/OperationDischarge	<b>OPERATIONDISCHARGE</b>
End date	356	an..35		ObligationGuarantee/TransitOperation/OperationDischarge/InspectionEndTime	InspectionEndTime
<b>CUSTOMSOFFICE</b>	87B			ObligationGuarantee/TransitOperation/OperationDischarge/TransitOperationDischargeOffice	<b>TRANSITOPERATIONDISCHARGEO</b>
Customs office, coded	G011	an..17	CL13	ObligationGuarantee/TransitOperation/OperationDischarge/TransitOperationDischargeOffice/ID	ID
<b>HOLDER</b>	28B			ObligationGuarantee/Principal	<b>PRINCIPAL</b>
Name	R001	an..70		ObligationGuarantee/Principal/Name	Name
Code	R002	an..17	CL15	ObligationGuarantee/Principal/ID	ID
<b>ADDRESS</b>	04A			ObligationGuarantee/Principal/Address	<b>ADDRESS</b>
City name	241	an..35		ObligationGuarantee/Principal/Address/CityName	CityName
Country, coded	242	a2	CL04	ObligationGuarantee/Principal/Address/CountryCode	CountryCode
Street and number/P.O. Box	239	an..70		ObligationGuarantee/Principal/Address/Line	Line
Postcode identification	245	an..9		ObligationGuarantee/Principal/Address/PostcodeID	PostcodeID
<b>AUTHORIZATION</b>	88B			ObligationGuarantee/Principal/AuthorizationCertificate	<b>AUTHORIZATIONCERTIFICATE</b>
Current status	445	an..3	CL23	ObligationGuarantee/Principal/AuthorizationCertificate/StatusCode	StatusCode
<b>ACTIVWITHDRAWAL</b>	90B			ObligationGuarantee/Principal/AuthorizationCertificate/AuthorizationWithdrawal	<b>AUTHORIZATIONWITHDRAWAL</b>
Start date	276	an..35		ObligationGuarantee/Principal/AuthorizationCertificate/AuthorizationWithdrawal/EffectiveDateTime	EffectiveDateTime
End date	275	an..35		ObligationGuarantee/Principal/AuthorizationCertificate/AuthorizationWithdrawal/ExpirationDateTime	ExpirationDateTime
<b>ACTIVEEXCLUSION</b>	89B			ObligationGuarantee/Principal/AuthorizationCertificate/Exclusion	<b>EXCLUSION</b>
Start date	276	an..35		ObligationGuarantee/Principal/AuthorizationCertificate/Exclusion/EffectiveDateTime	EffectiveDateTime
End date	275	an..35		ObligationGuarantee/Principal/AuthorizationCertificate/Exclusion/ExpirationDateTime	ExpirationDateTime
Country, coded	447	a2	CL04	ObligationGuarantee/Principal/AuthorizationCertificate/Exclusion/CountryCode	CountryCode

I7 – Record advanced cargo Information

eTIR name	WCO ID	Format	Codelist	Mapping to XML	XML TAG
<b>I7</b>	75B				
—Message function, coded	017	n..2	CL16	FunctionCode	FunctionCode
—Message reference number	D014	an..35		ID	ID
—Type, coded	D013	an..3	CL26	TypeCode	TypeCode
<b>ADVANCEDCARGOINFORMATION</b>	42A			Declaration	<b>DECLARATION</b>
—Message function, coded	017	n..2	CL16	Declaration/FunctionCode	FunctionCode
—Functional reference	D026	an..35		Declaration/FunctionalReferenceID	FunctionalReferenceID
—Message reference number	D014	an..35		Declaration/ID	ID
—Issuing date	D011	an..35		Declaration/IssueDateTime	IssueDateTime
—Type, coded	D013	an..3	CL26	Declaration/TypeCode	TypeCode
—Version	383	an..9		Declaration/VersionID	VersionID
—Total gross weight	131	n..16,6		Declaration/TotalGrossMassMeasure	TotalGrossMassMeasure
<b>ADDITIONALINFORMATION</b>	03A			Declaration/AdditionalInformation	<b>ADDITIONALINFORMATION</b>
—Remarks	105	an..512		Declaration/AdditionalInformation/Content	Content
—Heavy and bulky goods indicator	226	an..17	CL14	Declaration/AdditionalInformation/StatementCode	StatementCode
<b>AGENT</b>	05A			Declaration/Agent	<b>AGENT</b>
—Name	R003	an..70		Declaration/Agent/Name	Name
—Code	R004	an..17		Declaration/Agent/ID	ID
—Role, coded	R005	an..3	CL02	Declaration/Agent/RoleCode	RoleCode
<b>AMENDMENT</b>	06A			Declaration/Amendment	<b>AMENDMENT</b>
—Amendment code	099	an..3	CL17	Declaration/Amendment/ChangeReasonCode	ChangeReasonCode
<b>POINTER</b>	97A			Declaration/Amendment/Pointer	<b>POINTER</b>
—Sequence number	006	n..5		Declaration/Amendment/Pointer/SequenceNumeric	SequenceNumeric
—Document/message section, coded	375	an..3	CL18	Declaration/Amendment/Pointer/DocumentSectionCode	DocumentSectionCode
—Tag identifier	381	an..4	CL19	Declaration/Amendment/Pointer/TagID	TagID
<b>SUBCONTRACTOR</b>	18A			Declaration/Carrier	<b>CARRIER</b>
—Name	R011	an..70		Declaration/Carrier/Name	Name
—Code	R012	an..17	CL15	Declaration/Carrier/ID	ID
<b>ADDRESS</b>	04A			Declaration/Carrier/Address	<b>ADDRESS</b>
—City name	241	an..35		Declaration/Carrier/Address/CityName	CityName
—Country, coded	242	a2	CL04	Declaration/Carrier/Address/CountryCode	CountryCode
—Street and number/P.O. Box	239	an..70		Declaration/Carrier/Address/Line	Line
—Postcode identification	245	an..9		Declaration/Carrier/Address/PostcodeID	PostcodeID
<b>CONSIGNMENT</b>	28A			Declaration/Consignment	<b>CONSIGNMENT</b>
—Sequence number	006	n..5		Declaration/Consignment/SequenceNumeric	SequenceNumeric
<b>ATTACHEDDOCUMENTS</b>	02A			Declaration/Consignment/AdditionalDocument	<b>ADDITIONALDOCUMENT</b>
—Number	D005	an..35		Declaration/Consignment/AdditionalDocument/ID	ID
—Issuing date	D002	an..35		Declaration/Consignment/AdditionalDocument/IssueDateTime	IssueDateTime

eTIR name	WCO ID	Format	Codelist	Mapping to XML	XML TAG
Type, coded	D006	an..3	CL06	Declaration/Consignment/AdditionalDocument/TypeCode	TypeCode
<b>BINARYFILE</b>	72B			Declaration/Consignment/AdditionalDocument/BinaryFile	<b>BINARYFILE</b>
Identification	M001	an..256		Declaration/Consignment/AdditionalDocument/BinaryFile/ID	ID
Title	M002	an..256		Declaration/Consignment/AdditionalDocument/BinaryFile/Title	Title
Author name	M003	an..70		Declaration/Consignment/AdditionalDocument/BinaryFile/AuthorName	AuthorName
Version	M004	an..17		Declaration/Consignment/AdditionalDocument/BinaryFile/VersionID	VersionID
File name	M005	an..256		Declaration/Consignment/AdditionalDocument/BinaryFile/FileNametext	FileNametext
URI	M006	an..204		Declaration/Consignment/AdditionalDocument/BinaryFile/URIID	URIID
MIME	M007	an..70		Declaration/Consignment/AdditionalDocument/BinaryFile/MIMECode	MIMECode
Encoding	M008	an..17		Declaration/Consignment/AdditionalDocument/BinaryFile/EncodingCode	EncodingCode
Character set	M009	n..17		Declaration/Consignment/AdditionalDocument/BinaryFile/CharacterSetCode	CharacterSetCode
Include binary object	M010	N/A		Declaration/Consignment/AdditionalDocument/BinaryFile/IncludedBinaryObjectBinaryObject	IncludedBinaryObjectBinaryObject
Access	M011	an..256		Declaration/Consignment/AdditionalDocument/BinaryFile/Access	Access
Description	M012	an..256		Declaration/Consignment/AdditionalDocument/BinaryFile/Description	Description
Size	M013	n..16,6		Declaration/Consignment/AdditionalDocument/BinaryFile/SizeMeasure	SizeMeasure
Type	M014	an..6		Declaration/Consignment/AdditionalDocument/BinaryFile/TypeCode	TypeCode
Hash code	M015	an..256		Declaration/Consignment/AdditionalDocument/BinaryFile/HashCode	HashCode
Hash code algorithm id	M016	an..6		Declaration/Consignment/AdditionalDocument/BinaryFile/HashCodeAlgorithmIDCode	HashCodeAlgorithmIDCode
<b>CONSIGNMENTITEM</b>	29A			Declaration/Consignment/ConsignmentItem	<b>CONSIGNMENTITEM</b>
Sequence number	006	n..5		Declaration/Consignment/ConsignmentItem/SequenceNumeric	SequenceNumeric
<b>ADDITIONALINFORMATION</b>	03A			Declaration/Consignment/ConsignmentItem/AdditionalInformation	<b>ADDITIONALINFORMATION</b>
Remarks	105	an..512		Declaration/Consignment/ConsignmentItem/AdditionalInformation/Content	Content
<b>GOODS</b>	23A			Declaration/Consignment/ConsignmentItem/Commodity	<b>COMMODITY</b>
Description	138	an..256		Declaration/Consignment/ConsignmentItem/Commodity/CargoDescription	CargoDescription
<b>CLASSIFICATION</b>	21A			Declaration/Consignment/ConsignmentItem/Commodity/Classification	<b>CLASSIFICATION</b>
Code	145	an..18		Declaration/Consignment/ConsignmentItem/Commodity/Classification/ID	ID
Type	337	an..3	CL03	Declaration/Consignment/ConsignmentItem/Commodity/Classification/IdentificationTypeCode	IdentificationTypeCode
<b>CONSIGNEE</b>	27A			Declaration/Consignment/ConsignmentItem/Consignee	<b>CONSIGNEE</b>
Name	R014	an..70		Declaration/Consignment/ConsignmentItem/Consignee/Name	Name
Code	R015	an..17		Declaration/Consignment/ConsignmentItem/Consignee/ID	ID
<b>ADDRESS</b>	04A			Declaration/Consignment/ConsignmentItem/Consignee/Address	<b>ADDRESS</b>
City name	241	an..35		Declaration/Consignment/ConsignmentItem/Consignee/Address/CityName	CityName
Country, coded	242	a2	CL04	Declaration/Consignment/ConsignmentItem/Consignee/Address/CountryCode	CountryCode
Street and number/P.O. Box	239	an..70		Declaration/Consignment/ConsignmentItem/Consignee/Address/Line	Line
Postcode identification	245	an..9		Declaration/Consignment/ConsignmentItem/Consignee/Address/PostcodeID	PostcodeID
<b>CONSIGNOR</b>	30A			Declaration/Consignment/ConsignmentItem/Consignor	<b>CONSIGNOR</b>
Name	R020	an..70		Declaration/Consignment/ConsignmentItem/Consignor/Name	Name
Code	R021	an..17		Declaration/Consignment/ConsignmentItem/Consignor/ID	ID
<b>ADDRESS</b>	04A			Declaration/Consignment/ConsignmentItem/Consignor/Address	<b>ADDRESS</b>



eTIR name	WCO ID	Format	Codelist	Mapping to XML	XML TAG
City name	241	an..35		Declaration/Consignment/ConsignmentItem/Consignor/Address/CityName	CityName
Country, coded	242	a2	CL04	Declaration/Consignment/ConsignmentItem/Consignor/Address/CountryCode	CountryCode
Street and number/P.O. Box	239	an..70		Declaration/Consignment/ConsignmentItem/Consignor/Address/Line	Line
Postcode identification	245	an..9		Declaration/Consignment/ConsignmentItem/Consignor/Address/PostcodeID	PostcodeID
<b>DELIVERYDESTINATION</b>	44A			Declaration/Consignment/ConsignmentItem/DeliveryDestination	<b>DELIVERYDESTINATION</b>
Name	R027	an..70		Declaration/Consignment/ConsignmentItem/DeliveryDestination/Name	Name
<b>ADDRESS</b>	04A			Declaration/Consignment/ConsignmentItem/DeliveryDestination/Address	<b>ADDRESS</b>
City name	241	an..35		Declaration/Consignment/ConsignmentItem/DeliveryDestination/Address/CityName	CityName
Country, coded	242	a2	CL04	Declaration/Consignment/ConsignmentItem/DeliveryDestination/Address/CountryCode	CountryCode
Street and number/P.O. Box	239	an..70		Declaration/Consignment/ConsignmentItem/DeliveryDestination/Address/Line	Line
Postcode identification	245	an..9		Declaration/Consignment/ConsignmentItem/DeliveryDestination/Address/PostcodeID	PostcodeID
<b>GOODSMEASURE</b>	65A			Declaration/Consignment/ConsignmentItem/GoodsMeasure	<b>GOODSMEASURE</b>
Gross weight	126	n..16,6		Declaration/Consignment/ConsignmentItem/GoodsMeasure/GrossMassMeasure	GrossMassMeasure
<b>PACKAGING</b>	93A			Declaration/Consignment/ConsignmentItem/Packaging	<b>PACKAGING</b>
Marks and numbers	142	an..512		Declaration/Consignment/ConsignmentItem/Packaging/MarksNumbersID	MarksNumbersID
Number of packages	144	n..8		Declaration/Consignment/ConsignmentItem/Packaging/QuantityQuantity	QuantityQuantity
Type, coded	141	an..2	CL07	Declaration/Consignment/ConsignmentItem/Packaging/TypeCode	TypeCode
<b>TRANSPORTEQUIPMENT</b>	31B			Declaration/Consignment/ConsignmentItem/TransportEquipment	<b>TRANSPORTEQUIPMENT</b>
Identification	159	an..17		Declaration/Consignment/ConsignmentItem/TransportEquipment/ID	ID
<b>UCR</b>	35B			Declaration/Consignment/ConsignmentItem/UCR	<b>UCR</b>
Identifier	016	an..35		Declaration/Consignment/ConsignmentItem/UCR/ID	ID
<b>LOADINGLOCATION</b>	83A			Declaration/Consignment/LoadingLocation	<b>LOADINGLOCATION</b>
Name	L009	an..256		Declaration/Consignment/LoadingLocation/Name	Name
<b>NOTIFYPARTY</b>	89A			Declaration/Consignment/NotifyParty	<b>NOTIFYPARTY</b>
Name	R045	an..70		Declaration/Consignment/NotifyParty/Name	Name
Code	R046	an..17		Declaration/Consignment/NotifyParty/ID	ID
<b>ADDRESS</b>	04A			Declaration/Consignment/NotifyParty/Address	<b>ADDRESS</b>
City name	241	an..35		Declaration/Consignment/NotifyParty/Address/CityName	CityName
Country, coded	242	a2	CL04	Declaration/Consignment/NotifyParty/Address/CountryCode	CountryCode
Street and number/P.O. Box	239	an..70		Declaration/Consignment/NotifyParty/Address/Line	Line
Postcode identification	245	an..9		Declaration/Consignment/NotifyParty/Address/PostcodeID	PostcodeID
<b>CUSTOMSOFFICEOFDEPARTURE</b>	25B			Declaration/Consignment/TransitDeparture	<b>TRANSITDEPARTURE</b>
Code	L087	an..17	CL13	Declaration/Consignment/TransitDeparture/ID	ID
<b>CUSTOMSOFFICEOFDESTINATIO</b>	26B			Declaration/Consignment/TransitDestination	<b>TRANSITDESTINATION</b>
Code	L008	an..17	CL13	Declaration/Consignment/TransitDestination/ID	ID
<b>TRANSPORTMEANS</b>	29B			Declaration/Consignment/TransitTransportMeans	<b>TRANSITTRANSPORTMEANS</b>
Identification	T007	an..25		Declaration/Consignment/TransitTransportMeans/ID	ID
Type, coded	T011	an..4	CL05	Declaration/Consignment/TransitTransportMeans/TypeCode	TypeCode
Nationality	T015	a2	CL04	Declaration/Consignment/TransitTransportMeans/RegistrationNationalityCode	RegistrationNationalityCode
Conveyance reference number	149	an..17		Declaration/Consignment/TransitTransportMeans/JourneyID	JourneyID

eTIR name	WCO ID	Format	Codelist	Mapping to XML	XML TAG
<b>COUNTRYOFROUTING</b>	81A			Declaration/Consignment/TransitTransportMeans/Itinerary	<b>ITINERARY</b>
Sequence number	006	n..5		Declaration/Consignment/TransitTransportMeans/Itinerary/SequenceNumeric	SequenceNumeric
Country, coded	064	a2	CL04	Declaration/Consignment/TransitTransportMeans/Itinerary/RoutingCountryCode	RoutingCountryCode
<b>CERTIFICATEOFAPPROVAL</b>	02A			Declaration/Consignment/TransitTransportMeans/AdditionalDocument	<b>ADDITIONALDOCUMENT</b>
Number	D005	an..35		Declaration/Consignment/TransitTransportMeans/AdditionalDocument/ID	ID
Issuing date	D002	an..35		Declaration/Consignment/TransitTransportMeans/AdditionalDocument/IssueDateTime	IssueDateTime
Type, coded	D006	an..3	CL06	Declaration/Consignment/TransitTransportMeans/AdditionalDocument/TypeCode	TypeCode
<b>BINARYFILE</b>	72B			Declaration/Consignment/TransitTransportMeans/AdditionalDocument/BinaryFile	<b>BINARYFILE</b>
Identification	M001	an..256		Declaration/Consignment/TransitTransportMeans/AdditionalDocument/BinaryFile/ID	ID
Title	M002	an..256		Declaration/Consignment/TransitTransportMeans/AdditionalDocument/BinaryFile/Title	Title
Author name	M003	an..70		Declaration/Consignment/TransitTransportMeans/AdditionalDocument/BinaryFile/AuthorName	AuthorName
Version	M004	an..17		Declaration/Consignment/TransitTransportMeans/AdditionalDocument/BinaryFile/VersionID	VersionID
File name	M005	an..256		Declaration/Consignment/TransitTransportMeans/AdditionalDocument/BinaryFile/FileNameText	FileNameText
URI	M006	an..204		Declaration/Consignment/TransitTransportMeans/AdditionalDocument/BinaryFile/URIID	URIID
MIME	M007	an..70		Declaration/Consignment/TransitTransportMeans/AdditionalDocument/BinaryFile/MIMECode	MIMECode
Encoding	M008	an..17		Declaration/Consignment/TransitTransportMeans/AdditionalDocument/BinaryFile/EncodingCode	EncodingCode
Character set	M009	n..17		Declaration/Consignment/TransitTransportMeans/AdditionalDocument/BinaryFile/CharacterSetCode	CharacterSetCode
Include binary object	M010	N/A		Declaration/Consignment/TransitTransportMeans/AdditionalDocument/BinaryFile/ IncludedBinaryObjectBinaryObject	IncludedBinaryObjectBinaryObject
Access	M011	an..256		Declaration/Consignment/TransitTransportMeans/AdditionalDocument/BinaryFile/Access	Access
Description	M012	an..256		Declaration/Consignment/TransitTransportMeans/AdditionalDocument/BinaryFile/Description	Description
Size	M013	n..16,6		Declaration/Consignment/TransitTransportMeans/AdditionalDocument/BinaryFile/SizeMeasure	SizeMeasure
Type	M014	an..6		Declaration/Consignment/TransitTransportMeans/AdditionalDocument/BinaryFile/TypeCode	TypeCode
Hash code	M015	an..256		Declaration/Consignment/TransitTransportMeans/AdditionalDocument/BinaryFile/HashCode	HashCode
Hash code algorithm id	M016	an..6		Declaration/Consignment/TransitTransportMeans/AdditionalDocument/BinaryFile/HashCodeAlgorithmIDCode	HashCodeAlgorithmIDCode
<b>TRANSPORTEQUIPMENT</b>	31B			Declaration/Consignment/TransportEquipment	<b>TRANSPORTEQUIPMENT</b>
Sequence number	006	n..5		Declaration/Consignment/TransportEquipment/SequenceNumeric	SequenceNumeric
Size and type identification	152	an..4	CL01	Declaration/Consignment/TransportEquipment/CharacteristicCode	CharacteristicCode
Identification	159	an..17		Declaration/Consignment/TransportEquipment/ID	ID
<b>SEAL</b>	44B			Declaration/Consignment/TransportEquipment/Seal	<b>SEAL</b>
Sequence number	006	n..5		Declaration/Consignment/TransportEquipment/Seal/SequenceNumeric	SequenceNumeric
Seal number	165	an..35		Declaration/Consignment/TransportEquipment/Seal/ID	ID
Seal type code	407	an..3	CL08	Declaration/Consignment/TransportEquipment/Seal/TypeCode	TypeCode
<b>GUARANTEE</b>	92B			Declaration/DeclarationGuarantee	<b>DECLARATIONGUARANTEE</b>
Validity	275	an..35		Declaration/DeclarationGuarantee/ExpirationDateTime	ExpirationDateTime
Reference	100	an..35		Declaration/DeclarationGuarantee/ReferenceID	ReferenceID
<b>HOLDER</b>	28B			Declaration/Principal	<b>PRINCIPAL</b>
Name	R001	an..70		Declaration/Principal/Name	Name
Code	R002	an..17	CL15	Declaration/Principal/ID	ID

eTIR name	WCO ID	Format	Codelist	Mapping to XML	XML TAG
<b>ADDRESS</b>	04A			Declaration/Principal/Address	<b>ADDRESS</b>
City name	241	an..35		Declaration/Principal/Address/CityName	CityName
Country, coded	242	a2	CL04	Declaration/Principal/Address/CountryCode	CountryCode
Street and number/P.O. Box	239	an..70		Declaration/Principal/Address/Line	Line
Postcode identification	245	an..9		Declaration/Principal/Address/PostcodeID	PostcodeID

### I8 – Record advanced cargo information results

eTIR name	WCO ID	Format	Codelist	Mapping to XML	XML TAG
<b>I8</b>	75B				
Message function, coded	017	n..2	CL16	FunctionCode	FunctionCode
Message reference number	D014	an..35		ID	ID
Type, coded	D013	an..3	CL26	TypeCode	TypeCode
<b>ADVANCEDCARGOINFORMATION</b>	42A			Declaration	<b>DECLARATION</b>
Message reference number	D014	an..35		Declaration/ID	ID
<b>NATIONALREFERENCE</b>	91B			Declaration/NationalReference	<b>NATIONALREFERENCE</b>
Reference	446	an..35		Declaration/NationalReference/ID	ID
Country, coded	450	a2	CL04	Declaration/NationalReference/IssuingCountryCode	IssuingCountryCode
<b>ERROR</b>	53A			Error	<b>ERROR</b>
Error, coded	377	an..8	CL99	Error/ValidationCode	ValidationCode
<b>POINTER</b>	97A			Error/Pointer	<b>POINTER</b>
Sequence number	006	n..5		Error/Pointer/SequenceNumeric	SequenceNumeric
Document/message section, coded	375	an..3	CL18	Error/Pointer/DocumentSectionCode	DocumentSectionCode
Tag identifier	381	an..4	CL19	Error/Pointer/TagID	TagID

## I9 – Start TIR operation

eTIR name	WCO ID	Format	Codelist	Mapping to XML	XML TAG
<b>I9</b>	75B				
Message function, coded	017	n..2	CL16	FunctionCode	FunctionCode
Message reference number	D014	an..35		ID	ID
Type, coded	D013	an..3	CL26	TypeCode	TypeCode
<b>GUARANTEE</b>	90A			ObligationGuarantee	<b>OBLIGATIONGUARANTEE</b>
Validity	275	an..35		ObligationGuarantee/ExpirationDateTime	ExpirationDateTime
Reference	100	an..35		ObligationGuarantee/ReferenceID	ReferenceID
Guarantee type	101	an..3	CL12	ObligationGuarantee/SecurityDetailsCode	SecurityDetailsCode
<b>GUARANTEECHAIN</b>	19B			ObligationGuarantee/Surety	<b>SURETY</b>
Code	R055	an..17		ObligationGuarantee/Surety/ID	ID
<b>TIROPERATION</b>	78B			ObligationGuarantee/TransitOperation	<b>TRANSITOPERATION</b>
Sequence number	006	n..5		ObligationGuarantee/TransitOperation/SequenceNumeric	SequenceNumeric
Registration number	443	an..35		ObligationGuarantee/TransitOperation/RegistrationID	RegistrationID
<b>START</b>	80B			ObligationGuarantee/TransitOperation/OperationStart	<b>OPERATIONSTART</b>
End date	356	an..35		ObligationGuarantee/TransitOperation/OperationStart/InspectionEndDateTime	InspectionEndDateTime
Time limit	264	an..35		ObligationGuarantee/TransitOperation/OperationStart/LimitDateTime	LimitDateTime
<b>ADDITIONALINFORMATION</b>	03A			ObligationGuarantee/TransitOperation/OperationStart/AdditionalInformation	<b>ADDITIONALINFORMATION</b>
Remarks	105	an..512		ObligationGuarantee/TransitOperation/OperationStart/AdditionalInformation/Content	Content
<b>CONSIGNMENT</b>	28A			ObligationGuarantee/TransitOperation/OperationStart/Consignment	<b>CONSIGNMENT</b>
Sequence number	006	n..5		ObligationGuarantee/TransitOperation/OperationStart/Consignment/SequenceNumeric	SequenceNumeric
<b>TRANSPORTEQUIPMENT</b>	31B			ObligationGuarantee/TransitOperation/OperationStart/Consignment/TransportEquipment	<b>TRANSPORTEQUIPMENT</b>
Identification	159	an..17		ObligationGuarantee/TransitOperation/OperationStart/Consignment/TransportEquipment/ID	ID
<b>SEAL</b>	44B			ObligationGuarantee/TransitOperation/OperationStart/Consignment/TransportEquipment/Seal	<b>SEAL</b>
Sequence number	006	n..5		ObligationGuarantee/TransitOperation/OperationStart/Consignment/TransportEquipment/Seal/SequenceNumeric	SequenceNumeric
Seal number	165	an..35		ObligationGuarantee/TransitOperation/OperationStart/Consignment/TransportEquipment/Seal/ID	ID
Seal type code	407	an..3	CL08	ObligationGuarantee/TransitOperation/OperationStart/Consignment/TransportEquipment/Seal/TypeCode	TypeCode
<b>CONTROL</b>	38A			ObligationGuarantee/TransitOperation/OperationStart/Control	<b>CONTROL</b>
Control type, coded	449	an..3	CL25	ObligationGuarantee/TransitOperation/OperationStart/Control/TypeCode	TypeCode
<b>CONTROLRESULT</b>	83B			ObligationGuarantee/TransitOperation/OperationStart/Control/ControlResult	<b>CONTROLRESULT</b>
Code	444	an..3	CL24	ObligationGuarantee/TransitOperation/OperationStart/Control/ControlResult/ID	ID
<b>NATIONALITINERARY</b>	81A			ObligationGuarantee/TransitOperation/OperationStart/Itinerary	<b>ITINERARY</b>
<b>NATIONALITINERARYCUSTOM     SOFFICE</b>	82B			ObligationGuarantee/TransitOperation/OperationStart/Itinerary/ItineraryGovernmentOffice	<b>ITINERARYGOVERNMENTOFFICE</b>
Customs office, coded	G009	an..17	CL13	ObligationGuarantee/TransitOperation/OperationStart/Itinerary/ItineraryGovernmentOffice/ID	ID

<b>CUSTOMSOFFICE</b>	81B			ObligationGuarantee/TransitOperation/OperationStart/TransitOperationStartOffice	<b>TRANSITOPERATIONSTARTOFFICE</b>
Customs office, coded	G008	an..17	CL13	ObligationGuarantee/TransitOperation/OperationStart/TransitOperationStartOffice/ID	ID
<b>HOLDER</b>	28B			ObligationGuarantee/Principal	<b>PRINCIPAL</b>
Code	R002	an..17	CL15	ObligationGuarantee/Principal/ID	ID

### I10 – Start results

eTIR name	WCO ID	Format	Codelist	Mapping to XML	XML TAG
<b>I10</b>	75B				
Message function, coded	017	n..2	CL16	FunctionCode	FunctionCode
Functional reference	D026	an..35		FunctionalReferenceID	FunctionalReferenceID
Message reference number	D014	an..35		ID	ID
Type, coded	D013	an..3	CL26	TypeCode	TypeCode
<b>ERROR</b>	53A			Error	<b>ERROR</b>
Error, coded	377	an..8	CL99	Error/ValidationCode	ValidationCode
<b>POINTER</b>	97A			Error/Pointer	<b>POINTER</b>
Sequence number	006	n..5		Error/Pointer/SequenceNumeric	SequenceNumeric
Document/message section, coded	375	an..3	CL18	Error/Pointer/DocumentSectionCode	DocumentSectionCode
Tag identifier	381	an..4	CL19	Error/Pointer/TagID	TagID
<b>GUARANTEE</b>	90A			ObligationGuarantee	<b>OBLIGATIONGUARANTEE</b>
Guarantee status	019	an..3	CL22	ObligationGuarantee/StatusCode	StatusCode
Reference	100	an..35		ObligationGuarantee/ReferenceID	ReferenceID
Guarantee type	101	an..3	CL12	ObligationGuarantee/SecurityDetailsCode	SecurityDetailsCode
<b>GUARANTEECHAIN</b>	19B			ObligationGuarantee/Surety	<b>SURETY</b>
Code	R055	an..17		ObligationGuarantee/Surety/ID	ID
<b>TIROPERATION</b>	78B			ObligationGuarantee/TransitOperation	<b>TRANSITOPERATION</b>
Sequence number	006	n..5		ObligationGuarantee/TransitOperation/SequenceNumeric	SequenceNumeric
Registration number	443	an..35		ObligationGuarantee/TransitOperation/RegistrationID	RegistrationID
<b>START</b>	80B			ObligationGuarantee/TransitOperation/OperationStart	<b>OPERATIONSTART</b>
End date	356	an..35		ObligationGuarantee/TransitOperation/OperationStart/InspectionEndDateTime	InspectionEndDateTime
<b>HOLDER</b>	28B			ObligationGuarantee/Principal	<b>PRINCIPAL</b>
Code	R002	an..17	CL15	ObligationGuarantee/Principal/ID	ID
<b>AUTHORIZATION</b>	88B			ObligationGuarantee/Principal/AuthorizationCertificate	<b>AUTHORIZATIONCERTIFICATE</b>
Current status	445	an..3	CL23	ObligationGuarantee/Principal/AuthorizationCertificate/StatusCode	StatusCode
<b>ACTIVWITHDRAWAL</b>	90B			ObligationGuarantee/Principal/AuthorizationCertificate/AuthorizationWithdrawal	<b>AUTHORIZATIONWITHDRAWAL</b>
Start date	276	an..35		ObligationGuarantee/Principal/AuthorizationCertificate/AuthorizationWithdrawal/EffectiveDateTime	EffectiveDateTime
End date	275	an..35		ObligationGuarantee/Principal/AuthorizationCertificate/AuthorizationWithdrawal/ExpirationDateTime	ExpirationDateTime
<b>ACTIVEEXCLUSION</b>	89B			ObligationGuarantee/Principal/AuthorizationCertificate/Exclusion	<b>EXCLUSION</b>

eTIR name	WCO ID	Format	Codelist	Mapping to XML	XML TAG
Start date	276	an..35		ObligationGuarantee/Principal/AuthorizationCertificate/Exclusion/EffectiveDateTime	EffectiveDateTime
End date	275	an..35		ObligationGuarantee/Principal/AuthorizationCertificate/Exclusion/ExpirationDateTime	ExpirationDateTime
Country, coded	447	a2	CL04	ObligationGuarantee/Principal/AuthorizationCertificate/Exclusion/CountryCode	CountryCode

## I11 – Terminate TIR operation

eTIR name	WCO ID	Format	Codelist	Mapping to XML	XML TAG
<b>I11</b>	75B				
Message function, coded	017	n..2	CL16	FunctionCode	FunctionCode
Message reference number	D014	an..35		ID	ID
Type, coded	D013	an..3	CL26	TypeCode	TypeCode
<b>GUARANTEE</b>	90A			ObligationGuarantee	<b>OBLIGATIONGUARANTEE</b>
Validity	275	an..35		ObligationGuarantee/ExpirationDateTime	ExpirationDateTime
Reference	100	an..35		ObligationGuarantee/ReferenceID	ReferenceID
Guarantee type	101	an..3	CL12	ObligationGuarantee/SecurityDetailsCode	SecurityDetailsCode
<b>GUARANTEECHAIN</b>	19B			ObligationGuarantee/Surety	<b>SURETY</b>
Code	R055	an..17		ObligationGuarantee/Surety/ID	ID
<b>TIROPERATION</b>	78B			ObligationGuarantee/TransitOperation	<b>TRANSITOPERATION</b>
Sequence number	006	n..5		ObligationGuarantee/TransitOperation/SequenceNumeric	SequenceNumeric
Registration number	443	an..35		ObligationGuarantee/TransitOperation/RegistrationID	RegistrationID
<b>TERMINATION</b>	84B			ObligationGuarantee/TransitOperation/OperationTermination	<b>OPERATIONTERMINATION</b>
End date	356	an..35		ObligationGuarantee/TransitOperation/OperationTermination/InspectionEndDateTime	InspectionEndDateTime
Number of packages	144	n..8		ObligationGuarantee/TransitOperation/OperationTermination/PackageQuantityQuantity	PackageQuantityQuantity
<b>ADDITIONALINFORMATION</b>	03A			ObligationGuarantee/TransitOperation/OperationTermination/AdditionalInformation	<b>ADDITIONALINFORMATION</b>
Reservations	105	an..512		ObligationGuarantee/TransitOperation/OperationTermination/AdditionalInformation/Content	Content
<b>CONSIGNMENT</b>	28A			ObligationGuarantee/TransitOperation/OperationTermination/Consignment	<b>CONSIGNMENT</b>
Sequence number	006	n..5		ObligationGuarantee/TransitOperation/OperationTermination/Consignment/SequenceNumeric	SequenceNumeric
<b>TRANSPORTEQUIPMENT</b>	31B			ObligationGuarantee/TransitOperation/OperationTermination/Consignment/TransportEquipment	<b>TRANSPORTEQUIPMENT</b>
Identification	159	an..17		ObligationGuarantee/TransitOperation/OperationTermination/Consignment/TransportEquipment/ID	ID
<b>SEAL</b>	44B			ObligationGuarantee/TransitOperation/OperationTermination/Consignment/TransportEquipment/Seal	<b>SEAL</b>
Sequence number	006	n..5		ObligationGuarantee/TransitOperation/OperationTermination/Consignment/TransportEquipment/Seal/Seq	SequenceNumeric
Seal number	165	an..35		ObligationGuarantee/TransitOperation/OperationTermination/Consignment/TransportEquipment/Seal/ID	ID
Seal type code	407	an..3	CL08	ObligationGuarantee/TransitOperation/OperationTermination/Consignment/TransportEquipment/Seal/Typ	TypeCode
<b>CONTROL</b>	38A			ObligationGuarantee/TransitOperation/OperationTermination/Control	<b>CONTROL</b>
Control type, coded	449	an..3	CL25	ObligationGuarantee/TransitOperation/OperationTermination/Control/TypeCode	TypeCode
<b>CONTROLRESULT</b>	83B			ObligationGuarantee/TransitOperation/OperationTermination/Control/ControlResult	<b>CONTROLRESULT</b>

eTIR name	WCO ID	Format	Codelist	Mapping to XML	XML TAG
Code	444	an..3	CL24	ObligationGuarantee/TransitOperation/OperationTermination/Control/ControlResult/ID	ID
<b>CUSTOMSOFFICE</b>	85B			ObligationGuarantee/TransitOperation/OperationTermination/TransitOperationTerminationOffice	<b>TRANSITOPERATIONTERMINATIO</b>
Customs office, coded	G010	an..17	CL13	ObligationGuarantee/TransitOperation/OperationTermination/TransitOperationTerminationOffice/ID	ID
<b>HOLDER</b>	28B			ObligationGuarantee/Principal	<b>PRINCIPAL</b>
Code	R002	an..17	CL15	ObligationGuarantee/Principal/ID	ID

## I12 – Termination results

eTIR name	WCO ID	Format	Codelist	Mapping to XML	XML TAG
<b>I12</b>	75B				
Message function, coded	017	n..2	CL16	FunctionCode	FunctionCode
Functional reference	D026	an..35		FunctionalReferenceID	FunctionalReferenceID
Message reference number	D014	an..35		ID	ID
Type, coded	D013	an..3	CL26	TypeCode	TypeCode
<b>ERROR</b>	53A			Error	<b>ERROR</b>
Error, coded	377	an..8	CL99	Error/ValidationCode	ValidationCode
<b>POINTER</b>	97A			Error/Pointer	<b>POINTER</b>
Sequence number	006	n..5		Error/Pointer/SequenceNumeric	SequenceNumeric
Document/message section, coded	375	an..3	CL18	Error/Pointer/DocumentSectionCode	DocumentSectionCode
Tag identifier	381	an..4	CL19	Error/Pointer/TagID	TagID
<b>GUARANTEE</b>	90A			ObligationGuarantee	<b>OBLIGATIONGUARANTEE</b>
Guarantee status	019	an..3	CL22	ObligationGuarantee/StatusCode	StatusCode
Reference	100	an..35		ObligationGuarantee/ReferenceID	ReferenceID
Guarantee type	101	an..3	CL12	ObligationGuarantee/SecurityDetailsCode	SecurityDetailsCode
<b>GUARANTEECHAIN</b>	19B			ObligationGuarantee/Surety	<b>SURETY</b>
Code	R055	an..17		ObligationGuarantee/Surety/ID	ID
<b>TIROPERATION</b>	78B			ObligationGuarantee/TransitOperation	<b>TRANSITOPERATION</b>
Sequence number	006	n..5		ObligationGuarantee/TransitOperation/SequenceNumeric	SequenceNumeric
Registration number	443	an..35		ObligationGuarantee/TransitOperation/RegistrationID	RegistrationID
<b>TERMINATION</b>	84B			ObligationGuarantee/TransitOperation/OperationTermination	<b>OPERATIONTERMINATION</b>
End date	356	an..35		ObligationGuarantee/TransitOperation/OperationTermination/InspectionEndTime	InspectionEndTime
<b>HOLDER</b>	28B			ObligationGuarantee/Principal	<b>PRINCIPAL</b>
Code	R002	an..17	CL15	ObligationGuarantee/Principal/ID	ID
<b>AUTHORIZATION</b>	88B			ObligationGuarantee/Principal/AuthorizationCertificate	<b>AUTHORIZATIONCERTIFICATE</b>
Current status	445	an..3	CL23	ObligationGuarantee/Principal/AuthorizationCertificate/StatusCode	StatusCode
<b>ACTIVWITHDRAWAL</b>	90B			ObligationGuarantee/Principal/AuthorizationCertificate/AuthorizationWithdrawal	<b>AUTHORIZATIONWITHDRAWAL</b>
Start date	276	an..35		ObligationGuarantee/Principal/AuthorizationCertificate/AuthorizationWithdrawal/EffectiveDateTime	EffectiveDateTime

eTIR name	WCO ID	Format	Codelist	Mapping to XML	XML TAG
End date	275	an..35		ObligationGuarantee/Principal/AuthorizationCertificate/AuthorizationWithdrawal/ExpirationDateTime	ExpirationDateTime
<b>ACTIVEEXCLUSION</b>	89B			ObligationGuarantee/Principal/AuthorizationCertificate/Exclusion	<b>EXCLUSION</b>
Start date	276	an..35		ObligationGuarantee/Principal/AuthorizationCertificate/Exclusion/EffectiveDateTime	EffectiveDateTime
End date	275	an..35		ObligationGuarantee/Principal/AuthorizationCertificate/Exclusion/ExpirationDateTime	ExpirationDateTime
Country, coded	447	a2	CL04	ObligationGuarantee/Principal/AuthorizationCertificate/Exclusion/CountryCode	CountryCode

## I13 – Discharge TIR operation

eTIR name	WCO ID	Format	Codelist	Mapping to XML	XML TAG
<b>I13</b>	75B				
Message function, coded	017	n..2	CL16	FunctionCode	FunctionCode
Message reference number	D014	an..35		ID	ID
Type, coded	D013	an..3	CL26	TypeCode	TypeCode
<b>GUARANTEE</b>	90A			ObligationGuarantee	<b>OBLIGATIONGUARANTEE</b>
Validity	275	an..35		ObligationGuarantee/ExpirationDateTime	ExpirationDateTime
Reference	100	an..35		ObligationGuarantee/ReferenceID	ReferenceID
Guarantee type	101	an..3	CL12	ObligationGuarantee/SecurityDetailsCode	SecurityDetailsCode
<b>GUARANTEECHAIN</b>	19B			ObligationGuarantee/Surety	<b>SURETY</b>
Code	R055	an..17		ObligationGuarantee/Surety/ID	ID
<b>TIROPERATION</b>	78B			ObligationGuarantee/TransitOperation	<b>TRANSITOPERATION</b>
Sequence number	006	n..5		ObligationGuarantee/TransitOperation/SequenceNumeric	SequenceNumeric
Registration number	443	an..35		ObligationGuarantee/TransitOperation/RegistrationID	RegistrationID
<b>DISCHARGE</b>	86B			ObligationGuarantee/TransitOperation/OperationDischarge	<b>OPERATIONDISCHARGE</b>
End date	356	an..35		ObligationGuarantee/TransitOperation/OperationDischarge/InspectionEndDateTime	InspectionEndDateTime
<b>CUSTOMSOFFICE</b>	87B			ObligationGuarantee/TransitOperation/OperationDischarge/TransitOperationDischargeOffice	<b>TRANSITOPERATIONDISCHARGE</b>
Customs office, coded	G011	an..17	CL13	ObligationGuarantee/TransitOperation/OperationDischarge/TransitOperationDischargeOffice/ID	ID

## I14 – Discharge results

eTIR name	WCO ID	Format	Codelist	Mapping to XML	XML TAG
<b>I14</b>	75B				
Message function, coded	017	n..2	CL16	FunctionCode	FunctionCode
Functional reference	D026	an..35		FunctionalReferenceID	FunctionalReferenceID
Message reference number	D014	an..35		ID	ID
Type, coded	D013	an..3	CL26	TypeCode	TypeCode



eTIR name	WCO ID	Format	Codelist	Mapping to XML	XML TAG
<b>ERROR</b>	53A			Error	<b>ERROR</b>
Error, coded	377	an..8	CL99	Error/ValidationCode	ValidationCode
<b>POINTER</b>	97A			Error/Pointer	<b>POINTER</b>
Sequence number	006	n..5		Error/Pointer/SequenceNumeric	SequenceNumeric
Document/message section, coded	375	an..3	CL18	Error/Pointer/DocumentSectionCode	DocumentSectionCode
Tag identifier	381	an..4	CL19	Error/Pointer/TagID	TagID
<b>GUARANTEE</b>	90A			ObligationGuarantee	<b>OBLIGATIONGUARANTEE</b>
Guarantee status	019	an..3	CL22	ObligationGuarantee/StatusCode	StatusCode
Reference	100	an..35		ObligationGuarantee/ReferenceID	ReferenceID
Guarantee type	101	an..3	CL12	ObligationGuarantee/SecurityDetailsCode	SecurityDetailsCode
<b>GUARANTEECHAIN</b>	19B			ObligationGuarantee/Surety	<b>SURETY</b>
Code	R055	an..17		ObligationGuarantee/Surety/ID	ID
<b>TIROPERATION</b>	78B			ObligationGuarantee/TransitOperation	<b>TRANSITOPERATION</b>
Sequence number	006	n..5		ObligationGuarantee/TransitOperation/SequenceNumeric	SequenceNumeric
Registration number	443	an..35		ObligationGuarantee/TransitOperation/RegistrationID	RegistrationID
<b>DISCHARGE</b>	86B			ObligationGuarantee/TransitOperation/OperationDischarge	<b>OPERATIONDISCHARGE</b>
End date	356	an..35		ObligationGuarantee/TransitOperation/OperationDischarge/InspectionEndDateTime	InspectionEndDateTime

### I15 – Notify Customs

eTIR name	WCO ID	Format	Codelist	Mapping to XML	XML TAG
<b>I15</b>	75B				
Message function, coded	017	n..2	CL16	FunctionCode	FunctionCode
Message reference number	D014	an..35		ID	ID
Type, coded	D013	an..3	CL26	TypeCode	TypeCode
<b>ADVANCEDCARGOINFORMATION</b>	42A			Declaration	<b>DECLARATION</b>
Message function, coded	017	n..2	CL16	Declaration/FunctionCode	FunctionCode
Functional reference	D026	an..35		Declaration/FunctionalReferenceID	FunctionalReferenceID
Message reference number	D014	an..35		Declaration/ID	ID
Issuing date	D011	an..35		Declaration/IssueDateTime	IssueDateTime
Type, coded	D013	an..3	CL26	Declaration/TypeCode	TypeCode
Version	383	an..9		Declaration/VersionID	VersionID
Total gross weight	131	n..16,6		Declaration/TotalGrossMassMeasure	TotalGrossMassMeasure
<b>ADDITIONALINFORMATION</b>	03A			Declaration/AdditionalInformation	<b>ADDITIONALINFORMATION</b>
Remarks	105	an..512		Declaration/AdditionalInformation/Content	Content
Heavy and bulky goods indicator	226	an..17	CL14	Declaration/AdditionalInformation/StatementCode	StatementCode
<b>AGENT</b>	05A			Declaration/Agent	<b>AGENT</b>
Name	R003	an..70		Declaration/Agent/Name	Name

eTIR name	WCO ID	Format	Codelist	Mapping to XML	XML TAG
Code	R004	an..17		Declaration/Agent/ID	ID
Role, coded	R005	an..3	CL02	Declaration/Agent/RoleCode	RoleCode
<b>AMENDMENT</b>	06A			Declaration/Amendment	<b>AMENDMENT</b>
Amendment code	099	an..3	CL17	Declaration/Amendment/ChangeReasonCode	ChangeReasonCode
<b>POINTER</b>	97A			Declaration/Amendment/Pointer	<b>POINTER</b>
Sequence number	006	n..5		Declaration/Amendment/Pointer/SequenceNumeric	SequenceNumeric
Document/message section, coded	375	an..3	CL18	Declaration/Amendment/Pointer/DocumentSectionCode	DocumentSectionCode
Tag identifier	381	an..4	CL19	Declaration/Amendment/Pointer/TagID	TagID
<b>SUBCONTRACTOR</b>	18A			Declaration/Carrier	<b>CARRIER</b>
Name	R011	an..70		Declaration/Carrier/Name	Name
Code	R012	an..17	CL15	Declaration/Carrier/ID	ID
<b>ADDRESS</b>	04A			Declaration/Carrier/Address	<b>ADDRESS</b>
City name	241	an..35		Declaration/Carrier/Address/CityName	CityName
Country, coded	242	a2	CL04	Declaration/Carrier/Address/CountryCode	CountryCode
Street and number/P.O. Box	239	an..70		Declaration/Carrier/Address/Line	Line
Postcode identification	245	an..9		Declaration/Carrier/Address/PostcodeID	PostcodeID
<b>CONSIGNMENT</b>	28A			Declaration/Consignment	<b>CONSIGNMENT</b>
Sequence number	006	n..5		Declaration/Consignment/SequenceNumeric	SequenceNumeric
<b>ATTACHEDDOCUMENTS</b>	02A			Declaration/Consignment/AdditionalDocument	<b>ADDITIONALDOCUMENT</b>
Number	D005	an..35		Declaration/Consignment/AdditionalDocument/ID	ID
Issuing date	D002	an..35		Declaration/Consignment/AdditionalDocument/IssueDateTime	IssueDateTime
Type, coded	D006	an..3	CL06	Declaration/Consignment/AdditionalDocument/TypeCode	TypeCode
<b>BINARYFILE</b>	72B			Declaration/Consignment/AdditionalDocument/BinaryFile	<b>BINARYFILE</b>
Identification	M001	an..256		Declaration/Consignment/AdditionalDocument/BinaryFile/ID	ID
Title	M002	an..256		Declaration/Consignment/AdditionalDocument/BinaryFile/Title	Title
Author name	M003	an..70		Declaration/Consignment/AdditionalDocument/BinaryFile/AuthorName	AuthorName
Version	M004	an..17		Declaration/Consignment/AdditionalDocument/BinaryFile/VersionID	VersionID
File name	M005	an..256		Declaration/Consignment/AdditionalDocument/BinaryFile/FileNameText	FileNameText
URI	M006	an..204		Declaration/Consignment/AdditionalDocument/BinaryFile/URIID	URIID
MIME	M007	an..70		Declaration/Consignment/AdditionalDocument/BinaryFile/MIMECode	MIMECode
Encoding	M008	an..17		Declaration/Consignment/AdditionalDocument/BinaryFile/EncodingCode	EncodingCode
Character set	M009	n..17		Declaration/Consignment/AdditionalDocument/BinaryFile/CharacterSetCode	CharacterSetCode
Include binary object	M010	N/A		Declaration/Consignment/AdditionalDocument/BinaryFile/IncludedBinaryObjectBinaryObject	IncludedBinaryObjectBinaryObject
Access	M011	an..256		Declaration/Consignment/AdditionalDocument/BinaryFile/Access	Access
Description	M012	an..256		Declaration/Consignment/AdditionalDocument/BinaryFile/Description	Description
Size	M013	n..16,6		Declaration/Consignment/AdditionalDocument/BinaryFile/SizeMeasure	SizeMeasure
Type	M014	an..6		Declaration/Consignment/AdditionalDocument/BinaryFile/TypeCode	TypeCode
Hash code	M015	an..256		Declaration/Consignment/AdditionalDocument/BinaryFile/HashCode	HashCode
Hash code algorithm id	M016	an..6		Declaration/Consignment/AdditionalDocument/BinaryFile/HashCodeAlgorithmIDCode	HashCodeAlgorithmIDCode

eTIR name	WCO ID	Format	Codelist	Mapping to XML	XML TAG
<b>CONSIGNMENTITEM</b>	29A			Declaration/Consignment/ConsignmentItem	<b>CONSIGNMENTITEM</b>
Sequence number	006	n..5		Declaration/Consignment/ConsignmentItem/SequenceNumeric	SequenceNumeric
<b>ADDITIONALINFORMATION</b>	03A			Declaration/Consignment/ConsignmentItem/AdditionalInformation	<b>ADDITIONALINFORMATION</b>
Remarks	105	an..512		Declaration/Consignment/ConsignmentItem/AdditionalInformation/Content	Content
<b>GOODS</b>	23A			Declaration/Consignment/ConsignmentItem/Commodity	<b>COMMODITY</b>
Description	138	an..256		Declaration/Consignment/ConsignmentItem/Commodity/CargoDescription	CargoDescription
<b>CLASSIFICATION</b>	21A			Declaration/Consignment/ConsignmentItem/Commodity/Classification	<b>CLASSIFICATION</b>
Code	145	an..18		Declaration/Consignment/ConsignmentItem/Commodity/Classification/ID	ID
Type	337	an..3	CL03	Declaration/Consignment/ConsignmentItem/Commodity/Classification/IdentificationTypeCode	IdentificationTypeCode
<b>CONSIGNEE</b>	27A			Declaration/Consignment/ConsignmentItem/Consignee	<b>CONSIGNEE</b>
Name	R014	an..70		Declaration/Consignment/ConsignmentItem/Consignee/Name	Name
Code	R015	an..17		Declaration/Consignment/ConsignmentItem/Consignee/ID	ID
<b>ADDRESS</b>	04A			Declaration/Consignment/ConsignmentItem/Consignee/Address	<b>ADDRESS</b>
City name	241	an..35		Declaration/Consignment/ConsignmentItem/Consignee/Address/CityName	CityName
Country, coded	242	a2	CL04	Declaration/Consignment/ConsignmentItem/Consignee/Address/CountryCode	CountryCode
Street and number/P.O. Box	239	an..70		Declaration/Consignment/ConsignmentItem/Consignee/Address/Line	Line
Postcode identification	245	an..9		Declaration/Consignment/ConsignmentItem/Consignee/Address/PostcodeID	PostcodeID
<b>CONSIGNOR</b>	30A			Declaration/Consignment/ConsignmentItem/Consignor	<b>CONSIGNOR</b>
Name	R020	an..70		Declaration/Consignment/ConsignmentItem/Consignor/Name	Name
Code	R021	an..17		Declaration/Consignment/ConsignmentItem/Consignor/ID	ID
<b>ADDRESS</b>	04A			Declaration/Consignment/ConsignmentItem/Consignor/Address	<b>ADDRESS</b>
City name	241	an..35		Declaration/Consignment/ConsignmentItem/Consignor/Address/CityName	CityName
Country, coded	242	a2	CL04	Declaration/Consignment/ConsignmentItem/Consignor/Address/CountryCode	CountryCode
Street and number/P.O. Box	239	an..70		Declaration/Consignment/ConsignmentItem/Consignor/Address/Line	Line
Postcode identification	245	an..9		Declaration/Consignment/ConsignmentItem/Consignor/Address/PostcodeID	PostcodeID
<b>DELIVERYDESTINATION</b>	44A			Declaration/Consignment/ConsignmentItem/DeliveryDestination	<b>DELIVERYDESTINATION</b>
Name	R027	an..70		Declaration/Consignment/ConsignmentItem/DeliveryDestination/Name	Name
<b>ADDRESS</b>	04A			Declaration/Consignment/ConsignmentItem/DeliveryDestination/Address	<b>ADDRESS</b>
City name	241	an..35		Declaration/Consignment/ConsignmentItem/DeliveryDestination/Address/CityName	CityName
Country, coded	242	a2	CL04	Declaration/Consignment/ConsignmentItem/DeliveryDestination/Address/CountryCode	CountryCode
Street and number/P.O. Box	239	an..70		Declaration/Consignment/ConsignmentItem/DeliveryDestination/Address/Line	Line
Postcode identification	245	an..9		Declaration/Consignment/ConsignmentItem/DeliveryDestination/Address/PostcodeID	PostcodeID
<b>GOODSMEASURE</b>	65A			Declaration/Consignment/ConsignmentItem/GoodsMeasure	<b>GOODSMEASURE</b>
Gross weight	126	n..16,6		Declaration/Consignment/ConsignmentItem/GoodsMeasure/GrossMassMeasure	GrossMassMeasure
<b>PACKAGING</b>	93A			Declaration/Consignment/ConsignmentItem/Packaging	<b>PACKAGING</b>
Marks and numbers	142	an..512		Declaration/Consignment/ConsignmentItem/Packaging/MarksNumbersID	MarksNumbersID
Number of packages	144	n..8		Declaration/Consignment/ConsignmentItem/Packaging/QuantityQuantity	QuantityQuantity
Type, coded	141	an..2	CL07	Declaration/Consignment/ConsignmentItem/Packaging/TypeCode	TypeCode
<b>TRANSPORTEQUIPMENT</b>	31B			Declaration/Consignment/ConsignmentItem/TransportEquipment	<b>TRANSPORTEQUIPMENT</b>
Identification	159	an..17		Declaration/Consignment/ConsignmentItem/TransportEquipment/ID	ID

eTIR name	WCO ID	Format	Codelist	Mapping to XML	XML TAG
<b>UCR</b>	35B			Declaration/Consignment/ConsignmentItem/UCR	<b>UCR</b>
Identifier	016	an..35		Declaration/Consignment/ConsignmentItem/UCR/ID	ID
<b>LOADINGLOCATION</b>	83A			Declaration/Consignment/LoadingLocation	<b>LOADINGLOCATION</b>
Name	L009	an..256		Declaration/Consignment/LoadingLocation/Name	Name
<b>NOTIFYPARTY</b>	89A			Declaration/Consignment/NotifyParty	<b>NOTIFYPARTY</b>
Name	R045	an..70		Declaration/Consignment/NotifyParty/Name	Name
Code	R046	an..17		Declaration/Consignment/NotifyParty/ID	ID
<b>ADDRESS</b>	04A			Declaration/Consignment/NotifyParty/Address	<b>ADDRESS</b>
City name	241	an..35		Declaration/Consignment/NotifyParty/Address/CityName	CityName
Country, coded	242	a2	CL04	Declaration/Consignment/NotifyParty/Address/CountryCode	CountryCode
Street and number/P.O. Box	239	an..70		Declaration/Consignment/NotifyParty/Address/Line	Line
Postcode identification	245	an..9		Declaration/Consignment/NotifyParty/Address/PostcodeID	PostcodeID
<b>CUSTOMSOFFICEOFDEPARTURE</b>	25B			Declaration/Consignment/TransitDeparture	<b>TRANSITDEPARTURE</b>
Code	L087	an..17	CL13	Declaration/Consignment/TransitDeparture/ID	ID
<b>CUSTOMSOFFICEOFDESTINATIO</b>	26B			Declaration/Consignment/TransitDestination	<b>TRANSITDESTINATION</b>
Code	L008	an..17	CL13	Declaration/Consignment/TransitDestination/ID	ID
<b>TRANSPORTMEANS</b>	29B			Declaration/Consignment/TransitTransportMeans	<b>TRANSITTRANSPORTMEANS</b>
Identification	T007	an..25		Declaration/Consignment/TransitTransportMeans/ID	ID
Type, coded	T011	an..4	CL05	Declaration/Consignment/TransitTransportMeans/TypeCode	TypeCode
Nationality	T015	a2	CL04	Declaration/Consignment/TransitTransportMeans/RegistrationNationalityCode	RegistrationNationalityCode
Conveyance reference number	149	an..17		Declaration/Consignment/TransitTransportMeans/JourneyID	JourneyID
<b>COUNTRYOFROUTING</b>	81A			Declaration/Consignment/TransitTransportMeans/Itinerary	<b>ITINERARY</b>
Sequence number	006	n..5		Declaration/Consignment/TransitTransportMeans/Itinerary/SequenceNumeric	SequenceNumeric
Country, coded	064	a2	CL04	Declaration/Consignment/TransitTransportMeans/Itinerary/RoutingCountryCode	RoutingCountryCode
<b>CERTIFICATEOFAPPROVAL</b>	02A			Declaration/Consignment/TransitTransportMeans/AdditionalDocument	<b>ADDITIONALDOCUMENT</b>
Number	D005	an..35		Declaration/Consignment/TransitTransportMeans/AdditionalDocument/ID	ID
Issuing date	D002	an..35		Declaration/Consignment/TransitTransportMeans/AdditionalDocument/IssueDateTime	IssueDateTime
Type, coded	D006	an..3	CL06	Declaration/Consignment/TransitTransportMeans/AdditionalDocument/TypeCode	TypeCode
<b>BINARYFILE</b>	72B			Declaration/Consignment/TransitTransportMeans/AdditionalDocument/BinaryFile	<b>BINARYFILE</b>
Identification	M001	an..256		Declaration/Consignment/TransitTransportMeans/AdditionalDocument/BinaryFile/ID	ID
Title	M002	an..256		Declaration/Consignment/TransitTransportMeans/AdditionalDocument/BinaryFile/Title	Title
Author name	M003	an..70		Declaration/Consignment/TransitTransportMeans/AdditionalDocument/BinaryFile/AuthorName	AuthorName
Version	M004	an..17		Declaration/Consignment/TransitTransportMeans/AdditionalDocument/BinaryFile/VersionID	VersionID
File name	M005	an..256		Declaration/Consignment/TransitTransportMeans/AdditionalDocument/BinaryFile/FileNameText	FileNameText
URI	M006	an..204		Declaration/Consignment/TransitTransportMeans/AdditionalDocument/BinaryFile/URIID	URIID
MIME	M007	an..70		Declaration/Consignment/TransitTransportMeans/AdditionalDocument/BinaryFile/MIMECode	MIMECode
Encoding	M008	an..17		Declaration/Consignment/TransitTransportMeans/AdditionalDocument/BinaryFile/EncodingCode	EncodingCode
Character set	M009	n..17		Declaration/Consignment/TransitTransportMeans/AdditionalDocument/BinaryFile/CharacterSetCode	CharacterSetCode
Include binary object	M010	N/A		Declaration/Consignment/TransitTransportMeans/AdditionalDocument/BinaryFile/ IncludedBinaryObjectBinaryObject	IncludedBinaryObjectBinaryObject

eTIR name	WCO ID	Format	Codelist	Mapping to XML	XML TAG
Access	M011	an..256		Declaration/Consignment/TransitTransportMeans/AdditionalDocument/BinaryFile/Access	Access
Description	M012	an..256		Declaration/Consignment/TransitTransportMeans/AdditionalDocument/BinaryFile/Description	Description
Size	M013	n..16,6		Declaration/Consignment/TransitTransportMeans/AdditionalDocument/BinaryFile/SizeMeasure	SizeMeasure
Type	M014	an..6		Declaration/Consignment/TransitTransportMeans/AdditionalDocument/BinaryFile/TypeCode	TypeCode
Hash code	M015	an..256		Declaration/Consignment/TransitTransportMeans/AdditionalDocument/BinaryFile/HashCode	HashCode
Hash code algorithm id	M016	an..6		Declaration/Consignment/TransitTransportMeans/AdditionalDocument/BinaryFile/HashCodeAlgorithmIDCo	HashCodeAlgorithmIDCode
<b>TRANSPORTEQUIPMENT</b>	31B			Declaration/Consignment/TransportEquipment	<b>TRANSPORTEQUIPMENT</b>
Sequence number	006	n..5		Declaration/Consignment/TransportEquipment/SequenceNumeric	SequenceNumeric
Size and type identification	152	an..4	CL01	Declaration/Consignment/TransportEquipment/CharacteristicCode	CharacteristicCode
Identification	159	an..17		Declaration/Consignment/TransportEquipment/ID	ID
<b>SEAL</b>	44B			Declaration/Consignment/TransportEquipment/Seal	<b>SEAL</b>
Sequence number	006	n..5		Declaration/Consignment/TransportEquipment/Seal/SequenceNumeric	SequenceNumeric
Seal number	165	an..35		Declaration/Consignment/TransportEquipment/Seal/ID	ID
Seal type code	407	an..3	CL08	Declaration/Consignment/TransportEquipment/Seal/TypeCode	TypeCode
<b>GUARANTEE</b>	92B			Declaration/DeclarationGuarantee	<b>DECLARATIONGUARANTEE</b>
Validity	275	an..35		Declaration/DeclarationGuarantee/ExpirationDateTime	ExpirationDateTime
Reference	100	an..35		Declaration/DeclarationGuarantee/ReferenceID	ReferenceID
Guarantee type, coded	101	an..3	CL12	Declaration/DeclarationGuarantee/SecurityDetailsCode	SecurityDetailsCode
<b>HOLDER</b>	28B			Declaration/Principal	<b>PRINCIPAL</b>
Name	R001	an..70		Declaration/Principal/Name	Name
Code	R002	an..17	CL15	Declaration/Principal/ID	ID
<b>ADDRESS</b>	04A			Declaration/Principal/Address	<b>ADDRESS</b>
City name	241	an..35		Declaration/Principal/Address/CityName	CityName
Country, coded	242	a2	CL04	Declaration/Principal/Address/CountryCode	CountryCode
Street and number/P.O. Box	239	an..70		Declaration/Principal/Address/Line	Line
Postcode identification	245	an..9		Declaration/Principal/Address/PostcodeID	PostcodeID
<b>GUARANTEE</b>	90A			ObligationGuarantee	<b>OBLIGATIONGUARANTEE</b>
Reference	100	an..35		ObligationGuarantee/ReferenceID	ReferenceID
<b>TIROPERATION</b>	78B			ObligationGuarantee/TransitOperation	<b>TRANSITOPERATION</b>
Sequence number	006	n..5		ObligationGuarantee/TransitOperation/SequenceNumeric	SequenceNumeric
Registration number	443	an..35		ObligationGuarantee/TransitOperation/RegistrationID	RegistrationID
<b>START</b>	80B			ObligationGuarantee/TransitOperation/OperationStart	<b>OPERATIONSTART</b>
End date	356	an..35		ObligationGuarantee/TransitOperation/OperationStart/InspectionEndDateTime	InspectionEndDateTime
Time limit	264	an..35		ObligationGuarantee/TransitOperation/OperationStart/LimitDateTime	LimitDateTime
<b>ADDITIONALINFORMATION</b>	03A			ObligationGuarantee/TransitOperation/OperationStart/AdditionalInformation	<b>ADDITIONALINFORMATION</b>
Remarks	105	an..512		ObligationGuarantee/TransitOperation/OperationStart/AdditionalInformation/Content	Content
<b>CONSIGNMENT</b>	28A			ObligationGuarantee/TransitOperation/OperationStart/Consignment	<b>CONSIGNMENT</b>
Sequence number	006	n..5		ObligationGuarantee/TransitOperation/OperationStart/Consignment/SequenceNumeric	SequenceNumeric
<b>TRANSPORTEQUIPMENT</b>	31B			ObligationGuarantee/TransitOperation/OperationStart/Consignment/TransportEquipment	<b>TRANSPORTEQUIPMENT</b>

eTIR name	WCO ID	Format	Codelist	Mapping to XML	XML TAG
Identification	159	an..17		ObligationGuarantee/TransitOperation/OperationStart/Consignment/TransportEquipment/ID	ID
SEAL	44B			ObligationGuarantee/TransitOperation/OperationStart/Consignment/TransportEquipment/Seal	SEAL
Sequence number	006	n..5		ObligationGuarantee/TransitOperation/OperationStart/Consignment/TransportEquipment/Seal/SequenceN	SequenceNumeric
Seal number	165	an..35		ObligationGuarantee/TransitOperation/OperationStart/Consignment/TransportEquipment/Seal/ID	ID
Seal type code	407	an..3	CL08	ObligationGuarantee/TransitOperation/OperationStart/Consignment/TransportEquipment/Seal/TypeCode	TypeCode
CONTROL	38A			ObligationGuarantee/TransitOperation/OperationStart/Control	CONTROL
Control type, coded	449	an..3	CL25	ObligationGuarantee/TransitOperation/OperationStart/Control/TypeCode	TypeCode
CONTROLRESULT	83B			ObligationGuarantee/TransitOperation/OperationStart/Control/ControlResult	CONTROLRESULT
Code	444	an..3	CL24	ObligationGuarantee/TransitOperation/OperationStart/Control/ControlResult/ID	ID
NATIONALITINERARY	81A			ObligationGuarantee/TransitOperation/OperationStart/Itinerary	ITINERARY
NATIONALITINERARYCUSTOM	82B			ObligationGuarantee/TransitOperation/OperationStart/Itinerary/ItineraryGovernmentOffice	ITINERARYGOVERNMENTOFFICE
Customs office, coded	G009	an..17	CL13	ObligationGuarantee/TransitOperation/OperationStart/Itinerary/ItineraryGovernmentOffice/ID	ID
CUSTOMSOFFICE	81B			ObligationGuarantee/TransitOperation/OperationStart/TransitOperationStartOffice	TRANSITOPERATIONSTARTOFFICE
Customs office, coded	G008	an..17	CL13	ObligationGuarantee/TransitOperation/OperationStart/TransitOperationStartOffice/ID	ID
TERMINATION	84B			ObligationGuarantee/TransitOperation/OperationTermination	OPERATIONTERMINATION
End date	356	an..35		ObligationGuarantee/TransitOperation/OperationTermination/InspectionEndTime	InspectionEndTime
Number of packages	144	n..8		ObligationGuarantee/TransitOperation/OperationTermination/PackageQuantityQuantity	PackageQuantityQuantity
ADDITIONALINFORMATION	03A			ObligationGuarantee/TransitOperation/OperationTermination/AdditionalInformation	ADDITIONALINFORMATION
Reservations	105	an..512		ObligationGuarantee/TransitOperation/OperationTermination/AdditionalInformation/Content	Content
CONSIGNMENT	28A			ObligationGuarantee/TransitOperation/OperationTermination/Consignment	CONSIGNMENT
Sequence number	006	n..5		ObligationGuarantee/TransitOperation/OperationTermination/Consignment/SequenceNumeric	SequenceNumeric
TRANSPORTEQUIPMENT	31B			ObligationGuarantee/TransitOperation/OperationTermination/Consignment/TransportEquipment	TRANSPORTEQUIPMENT
Identification	159	an..17		ObligationGuarantee/TransitOperation/OperationTermination/Consignment/TransportEquipment/ID	ID
SEAL	44B			ObligationGuarantee/TransitOperation/OperationTermination/Consignment/TransportEquipment/Seal	SEAL
Sequence number	006	n..5		ObligationGuarantee/TransitOperation/OperationTermination/Consignment/TransportEquipment/Seal/SequenceNumeric	SequenceNumeric
Seal number	165	an..35		ObligationGuarantee/TransitOperation/OperationTermination/Consignment/TransportEquipment/Seal/ID	ID
CONTROL	38A			ObligationGuarantee/TransitOperation/OperationTermination/Control	CONTROL
Control type, coded	449	an..3	CL25	ObligationGuarantee/TransitOperation/OperationTermination/Control/TypeCode	TypeCode
CONTROLRESULT	83B			ObligationGuarantee/TransitOperation/OperationTermination/Control/ControlResult	CONTROLRESULT
Code	444	an..3	CL24	ObligationGuarantee/TransitOperation/OperationTermination/Control/ControlResult/ID	ID
CUSTOMSOFFICE	85B			ObligationGuarantee/TransitOperation/OperationTermination/TransitOperationTerminationOffice	TRANSITOPERATIONTERMINATIO
Customs office, coded	G010	an..17	CL13	ObligationGuarantee/TransitOperation/OperationTermination/TransitOperationTerminationOffice/ID	ID

I16 – Notification confirmation

eTIR name	WCO ID	Format	Codelist	Mapping to XML	XML TAG
<b>I16</b>	75B				
—Message function, coded	017	n..2	CL16	FunctionCode	FunctionCode
—Functional reference	D026	an..35		FunctionalReferenceID	FunctionalReferenceID
—Message reference number	D014	an..35		ID	ID
—Type, coded	D013	an..3	CL26	TypeCode	TypeCode
<b>ADVANCEDCARGOINFORMATION</b>	42A			Declaration	<b>DECLARATION</b>
—Message reference number	D014	an..35		Declaration/ID	ID
<b>NATIONALREFERENCE</b>	91B			Declaration/NationalReference	<b>NATIONALREFERENCE</b>
—Reference	446	an..35		Declaration/NationalReference/ID	ID
—Country, coded	450	a2	CL04	Declaration/NationalReference/IssuingCountryCode	IssuingCountryCode
<b>ERROR</b>	53A			Error	<b>ERROR</b>
—Error, coded	377	an..8	CL99	Error/ValidationCode	ValidationCode
<b>POINTER</b>	97A			Error/Pointer	<b>POINTER</b>
—Sequence number	006	n..5		Error/Pointer/SequenceNumeric	SequenceNumeric
—Document/message section, coded	375	an..3	CL18	Error/Pointer/DocumentSectionCode	DocumentSectionCode
—Tag identifier	381	an..4	CL19	Error/Pointer/TagID	TagID

#### 4.2.3.2. *UN/EDIFACT*

Only E9 and E10 messages will be mapped in the UNEDIFACT format. Other messages will only be exchanged using the XML format

##### 4.2.3.2.1 E9 - Advanced cargo information

###### a. Introduction

This message allows the holder to provide Customs authorities of departure with all information required to begin a TIR transport. It also allows the holder to amend the information and complement it in case of multiple loading places.

###### b. Entities

See Chapter 3.2.5.1.1.i.

###### c. Entities and attributes

See Chapter 3.2.5.2.1.i.

###### d. Rules and conditions

See Chapter 3.2.6.



e. Cross Reference (English only)

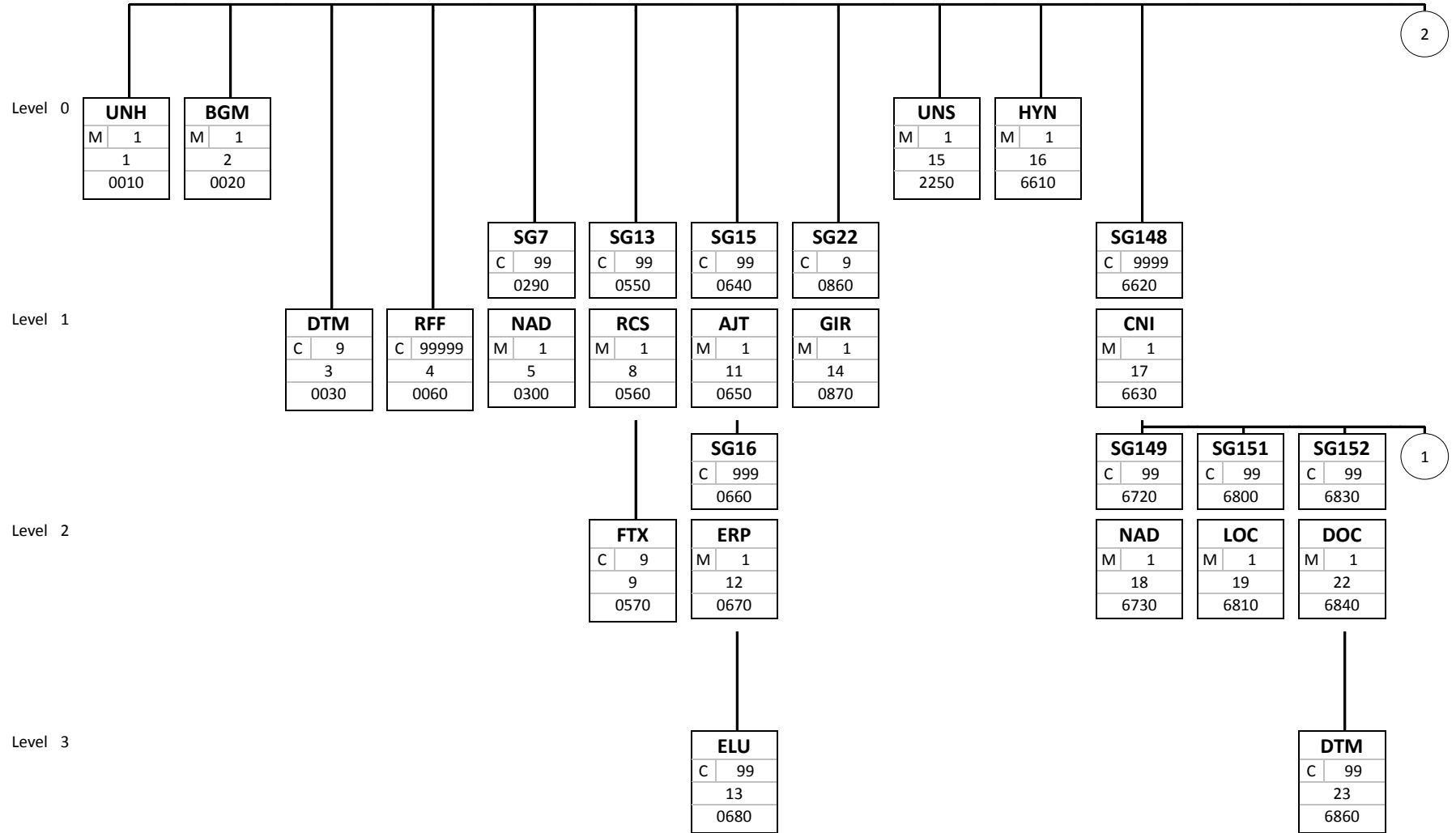
ENTITIES/ATTRIBUTES	CODE LIST	FORMAT	STATUS	MAPPING TO EDIFACT
<b>DECLARATION</b>				
—Message function, coded	CL16	n..2	R	BGM.1225(0020:030)
—Functional reference		an..35	D	RFF.C506.1154(0060:010:02)
—Message reference number		an..35	R	BGM.C106.1004(0020:020:01)
—Issuing date		an..35	R	DTM.C507.2380(0030:010:02)
—Type, coded	CL26	an..3	R	BGM.C002.1001(0020:010:01)
—Version		an..9	R	BGM.C106.1056(0020:020:02)
—Total gross weight		n..16,6	O	CNT.C270.6066(11500:010:02)
<b>ADDITIONAL INFORMATION</b>				
—Remarks		an..512	O	SG13.FTX[D_4451="ACB"].C108.4440(0570:040:01)
—Heavy and bulky goods indicator	CL14	an..17	R	SG13.FTX[D_4451="Various"].C107.4441(0570:030:01)
<b>AGENT</b>				
—Name		an..70	D	SG7[D_3035="AE"OR D_3035="AG"OR D_3035="CB"OR D_3035="FW"].NAD.C080.3036(0300:040:01)
—Code		an..17	D	SG7[D_3035="AE"OR D_3035="AG"OR D_3035="CB"OR D_3035="FW"].NAD.C082.3039(0300:020:01)
—Role, coded	CL02	an..3	R	SG7[D_3035="AE"OR D_3035="AG"OR D_3035="CB"OR D_3035="FW"].NAD.3035(0300:010)
<b>ADDRESS</b>				
—City name		an..35	R	SG7[D_3035="AE"OR D_3035="AG"OR D_3035="CB"OR D_3035="FW"].NAD.3164(0300:060)
—Country, coded	CL04	a2	R	SG7[D_3035="AE"OR D_3035="AG"OR D_3035="CB"OR D_3035="FW"].NAD.3207(0300:090)
—Street and number/P.O. Box		an..70	R	SG7[D_3035="AE"OR D_3035="AG"OR D_3035="CB"OR D_3035="FW"].NAD.C059.3042(0300:050:01)
—Postcode identification		an..9	R	SG7[D_3035="AE"OR D_3035="AG"OR D_3035="CB"OR D_3035="FW"].NAD.3251(0300:080)
<b>AMENDMENT</b>				
—Amendment code	CL17	an..3	R	SG15.AJT.4465(0650:010)
<b>POINTER</b>				
—Sequence number		n..5	R	SG15.SG16.ERP.C853.1050(0670:020:02)
—Document/message section, coded	CL18	an..3	R	SG15.SG16.ERP.C701.1049(0670:010:01)
—Tag identifier	CL19	an..4	R	SG15.SG16.ELU.9162(0680:010)
<b>SUBCONTRACTOR</b>				
—Name		an..70	D	SG7[D_3035="CA"].NAD.C080.3036(0300:040:01)
—Code	CL15	an..17	D	SG7[D_3035="CA"].NAD.C082.3039(0300:020:01)
<b>ADDRESS</b>				
—City name		an..35	R	SG7[D_3035="CA"].NAD.3164(0300:060)
—Country, coded	CL04	a2	R	SG7[D_3035="CA"].NAD.3207(0300:090)
—Street and number/P.O. Box		an..70	R	SG7[D_3035="CA"].NAD.C059.3042(0300:050:01)
—Postcode identification		an..9	R	SG7[D_3035="CA"].NAD.3251(0300:080)
<b>CONSIGNMENT</b>				
—Sequence number		n..5	R	SG148.CNI.1490(6630:010)

ENTITIES/ATTRIBUTES	CODE LIST	FORMAT	STATUS	MAPPING TO EDIFACT
<b>ATTACHEDDOCUMENTS</b>				
—Number		an..35	R	SG148.SG152.DOC.C503.1004(6840:020:01)
—Issuing date		an..35	R	SG148.SG152.DTM.C507.2380(6860:010:02)
—Type, coded	CL06	an..3	R	SG148.SG152.DOC.C002.1001(6840:010:01)
<b>BINARYFILE</b>				
—URI		an..2048	O	SG148.SG152.DOC.C503.1366(6840:020:03)
<b>CONSIGNMENTITEM</b>				
—Sequence number		n..5	R	SG148.SG187.SEQ.C286.1050(8330:020:01)
<b>ADDITIONALINFORMATION</b>				
—Remarks		an..512	R	SG148.SG187.SG197.FTX.C108.4440(8730:040:01)
<b>GOODS</b>				
—Description		an..256	D	SG148.SG187.SG215.FTX.C108.4440(9520:040:01)
<b>CLASSIFICATION</b>				
—Code		an..18	R	SG148.SG187.SG215.TCC.C528.7357(9620:030:01)
—Type	CL03	an..3	R	SG148.SG187.SG215.TCC.C528.1131(9620:030:02)
<b>CONSIGNEE</b>				
—Name		an..70	D	SG148.SG187.SG188[D_3035="CN"].NAD.C080.3036(8400:040:01)
—Code		an..17	D	SG148.SG187.SG188[D_3035="CN"].NAD.C082.3039(8400:020:01)
<b>ADDRESS</b>				
—City name		an..35	R	SG148.SG187.SG188[D_3035="CN"].NAD.3164(8400:060)
—Country, coded	CL04	a2	R	SG148.SG187.SG188[D_3035="CN"].NAD.3207(8400:090)
—Street and number/P.O. Box		an..70	R	SG148.SG187.SG188[D_3035="CN"].NAD.C059.3042(8400:050:01)
—Postcode identification		an..9	R	SG148.SG187.SG188[D_3035="CN"].NAD.3251(8400:080)
<b>CONSIGNOR</b>				
—Name		an..70	D	SG148.SG187.SG188[D_3035="CZ"].NAD.C080.3036(8400:040:01)
—Code		an..17	D	SG148.SG187.SG188[D_3035="CZ"].NAD.C082.3039(8400:020:01)
<b>ADDRESS</b>				
—City name		an..35	R	SG148.SG187.SG188[D_3035="CZ"].NAD.3164(8400:060)
—Country, coded	CL04	a2	R	SG148.SG187.SG188[D_3035="CZ"].NAD.3207(8400:090)
—Street and number/P.O. Box		an..70	R	SG148.SG187.SG188[D_3035="CZ"].NAD.C059.3042(8400:050:01)
—Postcode identification		an..9	R	SG148.SG187.SG188[D_3035="CZ"].NAD.3251(8400:080)
<b>DELIVERYDESTINATION</b>				
—Name		an..70	R	SG148.SG187.SG188[D_3035="DP"].NAD.C080.3036(8400:040:01)
<b>ADDRESS</b>				
—City name		an..35	R	SG148.SG187.SG188[D_3035="DP"].NAD.3164(8400:060)
—Country, coded	CL04	a2	R	SG148.SG187.SG188[D_3035="DP"].NAD.3207(8400:090)
—Street and number/P.O. Box		an..70	R	SG148.SG187.SG188[D_3035="DP"].NAD.C059.3042(8400:050:01)
—Postcode identification		an..9	R	SG148.SG187.SG188[D_3035="DP"].NAD.3251(8400:080)
<b>GOODSMEASURE</b>				

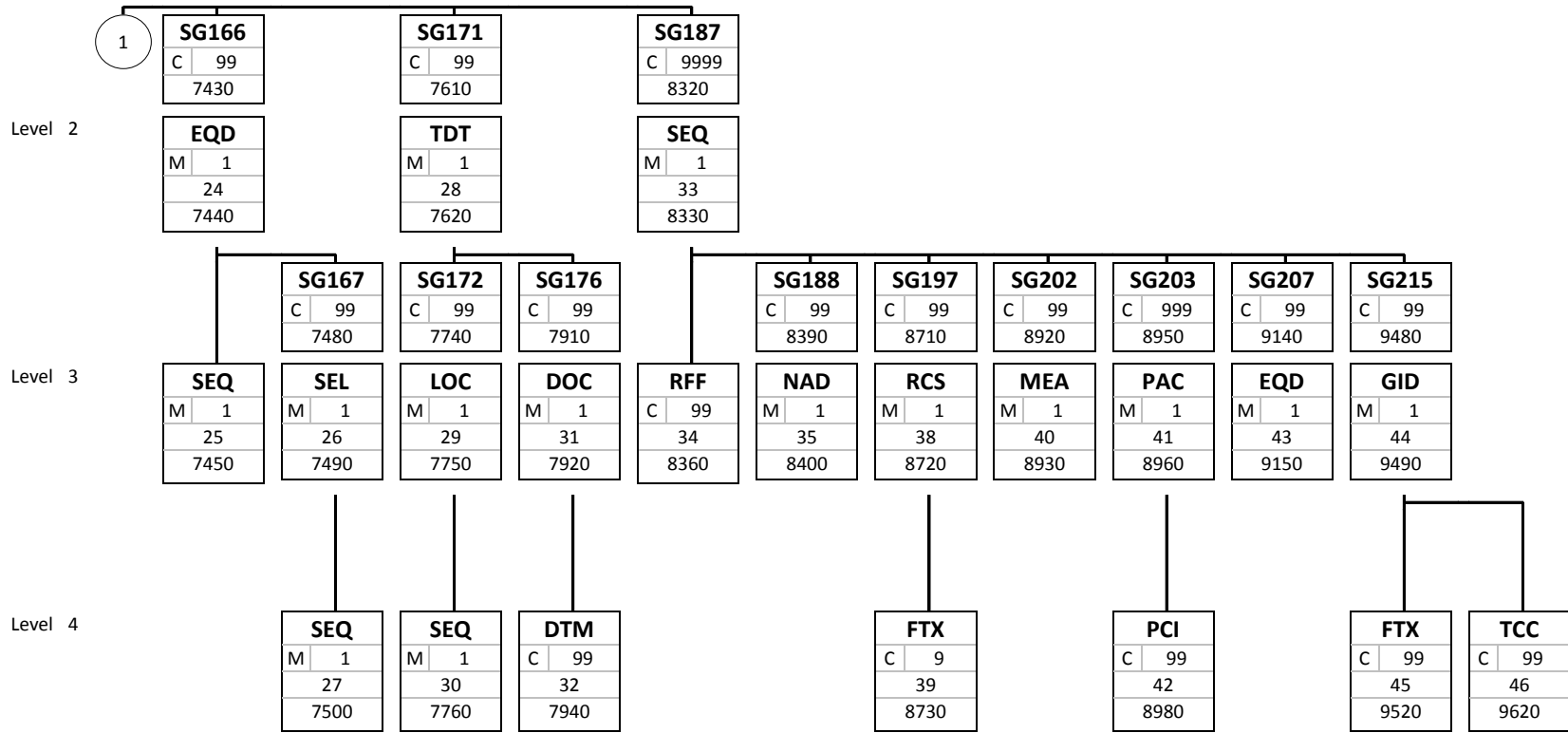
ENTITIES/ATTRIBUTES	CODE LIST	FORMAT	STATUS	MAPPING TO EDIFACT
└Gross weight		n..16,6	R	SG148.SG187.SG202.MEA.C174.6314(8930:030:02)
<b>PACKAGING</b>				
└Marks and numbers		an..512	O	SG148.SG187.SG203.PCI.C210.7102(8980:020:01)
└Number of packages		n..8	D	SG148.SG187.SG203.PAC.7224(8960:010)
└Type, coded	CL07	an..2	R	SG148.SG187.SG203.PAC.C202.7065(8960:030:01)
<b>TRANSPORTEQUIPMENT</b>				
└Identification		an..17	R	SG148.SG187.SG207.EQD.C237.8260(9150:020:01)
<b>UCR</b>				
└Identifier		an..35	O	SG148.SG187.RFF.C506.1154(8360:010:02)
<b>LOADINGLOCATION</b>				
└Name		an..256	O	SG148.SG151[D_3227="9"].LOC.C517.3224(6810:020:04)
<b>NOTIFYPARTY</b>				
└Name		an..70	D	SG148.SG149.NAD.C080.3036(6730:040:01)
└Code		an..17	D	SG148.SG149.NAD.C082.3039(6730:020:01)
<b>ADDRESS</b>				
└City name		an..35	R	SG148.SG149.NAD.3164(6730:060)
└Country, coded	CL04	a2	R	SG148.SG149.NAD.3207(6730:090)
└Street and number/P.O. Box		an..70	R	SG148.SG149.NAD.C059.3042(6730:050:01)
└Postcode identification		an..9	R	SG148.SG149.NAD.3251(6730:080)
<b>CUSTOMSOFFICEOFDEPARTURE</b>				
└Code	CL13	an..17	R	SG148.SG151[D_3227="5"].LOC.C517.3225(6810:020:01)
<b>CUSTOMSOFFICEOFDESTINATION</b>				
└Code	CL13	an..17	R	SG148.SG151[D_3227="8"].LOC.C517.3225(6810:020:01)
<b>TRANSPORTMEANS</b>				
└Identification		an..25	R	SG148.SG171.TDT.C222.8212(7620:080:04)
└Type, coded	CL05	an..4	R	SG148.SG171.TDT.C001.8179(7620:040:01)
└Nationality	CL04	a2	R	SG148.SG171.TDT.C222.8453(7620:080:05)
└Conveyance reference number		an..17	O	SG148.SG171.TDT.8028(7620:020)
<b>COUNTRYOFROUTING</b>				
└Sequence number		n..5	R	SG148.SG171.SG172.SEQ.C286.1050(7760:020:01)
└Country, coded	CL04	a2	R	SG148.SG171.SG172.LOC.C517.3225(7750:020:01)
<b>CERTIFICATEOFAPPROVAL</b>				
└Number		an..35	R	SG148.SG171.SG176.DOC.C503.1004(7920:020:01)
└Issuing date		an..35	R	SG148.SG171.SG176.DTM.C507.2380(7940:010:02)
└Type, coded	CL06	an..3	R	SG148.SG171.SG176.DOC.C002.1001(7920:010:01)
<b>BINARYFILE</b>				
└URI		an..2048	O	SG148.SG171.SG176.DOC.C503.1366(7920:020:03)
<b>TRANSPORTEQUIPMENT</b>				

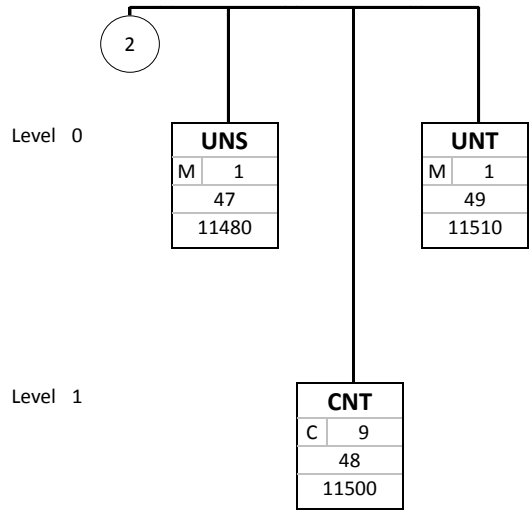
ENTITIES/ATTRIBUTES	CODE LIST	FORMAT	STATUS	MAPPING TO EDIFACT
—Sequence number		n..5	R	SG148.SG166.SEQ.C286.1050(7450:020:01)
—Size and type identification	CL01	an..4	R	SG148.SG166.EQD.C224.8155(7440:030:01)
—Identification		an..17	R	SG148.SG166.EQD.C237.8260(7440:020:01)
<b>SEAL</b>				
—Sequence number		n..5	R	SG148.SG166.SG167.SEQ.C286.1050(7500:020:01)
—Seal number		an..35	R	SG148.SG166.SG167.SEL.9308(7490:010)
—Seal type code	CL08	an..3	O	SG148.SG166.SG167.SEL.4525(7490:050)
<b>GUARANTEE</b>				
—Reference		an..35	R	SG22.GIR.C206.7402(0870:020:01)
<b>HOLDER</b>				
—Name		an..70	O	SG7[D_3035="AF"].NAD.C080.3036(0300:040:01)
—Code	CL15	an..17	R	SG7[D_3035="AF"].NAD.C082.3039(0300:020:01)
<b>ADDRESS</b>				
—City name		an..35	R	SG7[D_3035="AF"].NAD.3164(0300:060)
—Country, coded	CL04	a2	R	SG7[D_3035="AF"].NAD.3207(0300:090)
—Street and number/P.O. Box		an..70	R	SG7[D_3035="AF"].NAD.C059.3042(0300:050:01)
—Postcode identification		an..9	R	SG7[D_3035="AF"].NAD.3251(0300:080)

f. Branching Diagram (English only)



650





g. Segment descriptions (English only)

**1 UNH Message header M 1**

EDIFACT			Functional Mapping	
<b>0062</b>	Message reference number	M an..14	Message reference number (M, an..14)	
<b>S009</b>	Message identifier	M		
0065	Message type	M an..6	Code value: <b>GOVCBR</b>	Government cross border regulatory message
0052	Message version number	M an..3	Code value: <b>D</b>	Draft version/UN/EDIFACT Directory
0054	Message release number	M an..3	Code value: <b>13B</b>	
0051	Controlling agency	M an..2	Code value: <b>UN</b>	UN/CEFACT
0057	Association assigned code	C an..6	Code note: <b>CCCTRT</b>	Transit declaration
<b>0068</b>	Common access reference	C an..35		
<b>S010</b>	Status of the transfer	C		
0070	Sequence of transfers	M n..2		
0073	First and last transfer	C a1		

**MAPPING COMMENT: ALWAYS REQUIRED**

**2 BGM Beginning of message M 1**

EDIFACT			Functional Mapping	
<b>C002</b>	Document/message name	C		
1001	Document name code	C an..3	AdvancedCargoInformation Code list: CL26	<b>Type, coded</b> R an..3
1131	Code list identification code	C an..17		
3055	Code list responsible agency code	C an..3		
1000	Document name	C an..35		
<b>C106</b>	Document/message identification	C		
1004	Document identifier	C an..70	AdvancedCargoInformation	<b>Message reference number</b> R an..35
1056	Version identifier	C an..9	AdvancedCargoInformation	<b>Version</b> R an..9
1060	Revision identifier	C an..6		
<b>1225</b>	Message function code	C an..3	AdvancedCargoInformation Code list: CL16	<b>Message function, coded</b> R n..2
<b>4343</b>	Response type code	C an..3		

**3 DTM Date/time/period C 9**

EDIFACT			Functional Mapping	
<b>C507</b>	Date/time/period	M		
2005	Date or time or period function code qualifier	M an..3	Code value: <b>137</b>	Document issue date time
2380	Date or time or period text	C an..35	AdvancedCargoInformation	<b>Issuing date</b> R an..35
2379	Date or time or period format code	C an..3	Code value: <b>304</b>	CCYYMMDDHHMMSSZZ

**4 RFF Reference C 99999**

EDIFACT			Functional Mapping	
<b>C506</b>	Reference	M		
1153	Reference code qualifier	M an..3	Code value: <b>APG</b>	General purpose message reference number
1154	Reference identifier	C an..70	AdvancedCargoInformation	<b>Functional reference</b> D an..35
1156	Document line identifier	C an..6		
1056	Version identifier	C an..9		
1060	Revision identifier	C an..6		



5 **SG7** **NAD-DTM-GEI-STS-IFD-SG8** **C 99**  
**NAD** **Name and address** **M 1**

EDIFACT			Functional Mapping		
<b>3035</b>	Party function code qualifier	M an..3	AdvancedCargoInformation /Agent	<b>Role, coded</b>	R an..3
			Code list: CL02		
			Code value: <b>AE</b>	Declarant's agent/representative	
			Code value: <b>AG</b>	Agent	
			Code value: <b>CB</b>	Customs broker	
			Code value: <b>FW</b>	Freight forwarder	
<b>C082</b>	Party identification details	C			
3039	Party identifier	M an..35	AdvancedCargoInformation/Agent	<b>Code</b>	D an..17
1131	Code list identification code	C an..17			
3055	Code list responsible agency code	C an..3			
<b>C058</b>	Name and address	C			
3124	Name and address description	M an..35			
3124	Name and address description	C an..35			
3124	Name and address description	C an..35			
3124	Name and address description	C an..35			
3124	Name and address description	C an..35			
<b>C080</b>	Party name	C			
3036	Party name	M an..70	AdvancedCargoInformation/Agent	<b>Name</b>	D an..70
3036	Party name	C an..70			
3036	Party name	C an..70			
3036	Party name	C an..70			
3036	Party name	C an..70			
3045	Party name format code	C an..3			
<b>C059</b>	Street	C			
3042	Street and number or post office box identifier	M an..35	AdvancedCargoInformation /Agent/Address	<b>Street and number/P.O. Box</b>	R an..70
3042	Street and number or post office box identifier	C an..35		- continued 35 -	
3042	Street and number or post office box identifier	C an..35			
3042	Street and number or post office box identifier	C an..35			
<b>3164</b>	City name	C an..35	AdvancedCargoInformation /Agent/Address	<b>City name</b>	R an..35
<b>C819</b>	Country subdivision details	C			
3229	Country subdivision identifier	C an..9			
1131	Code list identification code	C an..17			
3055	Code list responsible agency code	C an..3			
3228	Country subdivision name	C an..70			
<b>3251</b>	Postal identification code	C an..17	AdvancedCargoInformation /Agent/Address	<b>Postcode identification</b>	R an..9
<b>3207</b>	Country identifier	C an..3	AdvancedCargoInformation /Agent/Address	<b>Country, coded</b>	R a2
			Code list: CL04		

6 SG7 NAD-DTM-GEI-STS-IFD-SG8 C 99  
 NAD Name and address M 1

EDIFACT			Functional Mapping		
3035	Party function code qualifier	M an..3	Code value: CA	Carrier	
C082	Party identification details	C			
3039	Party identifier	M an..35	AdvancedCargoInformation /SubContractor	Code	D an..17
			Code list: CL15		
1131	Code list identification code	C an..17			
3055	Code list responsible agency code	C an..3			
C058	Name and address	C			
3124	Name and address description	M an..35			
3124	Name and address description	C an..35			
3124	Name and address description	C an..35			
3124	Name and address description	C an..35			
3124	Name and address description	C an..35			
3124	Name and address description	C an..35			
C080	Party name	C			
3036	Party name	M an..70	AdvancedCargoInformation /SubContractor	Name	D an..70
3036	Party name	C an..70			
3036	Party name	C an..70			
3036	Party name	C an..70			
3045	Party name format code	C an..3			
C059	Street	C			
3042	Street and number or post office box identifier	M an..35	AdvancedCargoInformation /SubContractor/Address	Street and number/P.O. Box	R an..70
3042	Street and number or post office box identifier	C an..35		- continued 35 -	
3042	Street and number or post office box identifier	C an..35			
3042	Street and number or post office box identifier	C an..35			
3164	City name	C an..35	AdvancedCargoInformation /SubContractor/Address	City name	R an..35
C819	Country subdivision details	C			
3229	Country subdivision identifier	C an..9			
1131	Code list identification code	C an..17			
3055	Code list responsible agency code	C an..3			
3228	Country subdivision name	C an..70			
3251	Postal identification code	C an..17	AdvancedCargoInformation /SubContractor/Address	Postcode identification	R an..9
3207	Country identifier	C an..3	AdvancedCargoInformation /SubContractor/Address	Country, coded	R a2
			Code list: CL04		

7 **SG7 NAD** **NAD-DTM-GEI-STS-IFD-SG8** **Name and address** **C 99**  
**M 1**

EDIFACT			Functional Mapping		
<b>3035</b>	Party function code qualifier	M an..3	Code value: <b>AF</b>	Transit principal	
<b>C082</b>	Party identification details	C			
3039	Party identifier	M an..35	AdvancedCargoInformation/Holder	<b>Code</b>	R an..17
			Code list: <b>CL15</b>		
1131	Code list identification code	C an..17			
3055	Code list responsible agency code	C an..3			
<b>C058</b>	Name and address	C			
3124	Name and address description	M an..35			
3124	Name and address description	C an..35			
3124	Name and address description	C an..35			
3124	Name and address description	C an..35			
3124	Name and address description	C an..35			
<b>C080</b>	Party name	C			
3036	Party name	M an..70	AdvancedCargoInformation/Holder	<b>Name</b>	O an..70
3036	Party name	C an..70			
3036	Party name	C an..70			
3036	Party name	C an..70			
3036	Party name	C an..70			
3045	Party name format code	C an..3			
<b>C059</b>	Street	C			
3042	Street and number or post office box identifier	M an..35	AdvancedCargoInformation/Holder/Address	<b>Street and number/P.O. Box</b>	R an..70
3042	Street and number or post office box identifier	C an..35		- continued 35 -	
3042	Street and number or post office box identifier	C an..35			
3042	Street and number or post office box identifier	C an..35			
<b>3164</b>	City name	C an..35	AdvancedCargoInformation/Holder/Address	<b>City name</b>	R an..35
<b>C819</b>	Country subdivision details	C			
3229	Country subdivision identifier	C an..9			
1131	Code list identification code	C an..17			
3055	Code list responsible agency code	C an..3			
3228	Country subdivision name	C an..70			
<b>3251</b>	Postal identification code	C an..17	AdvancedCargoInformation/Holder/Address	<b>Postcode identification</b>	R an..9
<b>3207</b>	Country identifier	C an..3	AdvancedCargoInformation/Holder/Address	<b>Country, coded</b>	R a2
			Code list: <b>CL04</b>		

8 **SG13** **RCS-FTX-DTM-GEI-ALI-SG14** **C 99**  
**RCS** **Requirements and conditions** **M 1**

EDIFACT			Functional Mapping
<b>7293</b>	Sector area identification code qualifier	M an..3	Code value: <b>15</b> Government
<b>C550</b>	Requirement/condition identification	C	
7295	Requirement or condition description identifier	M an..17	
1131	Code list identification code	C an..17	
3055	Code list responsible agency code	C an..3	
7294	Requirement or condition description	C an..35	
<b>1229</b>	Action code	C an..3	
<b>3207</b>	Country identifier	C an..3	

**MAPPING COMMENT: THIS SEGMENT IS REQUIRED IF OTHER INFORMATION FROM THIS SEGMENT GROUP IS USED (TRIGGER SEGMENT)**

9 **SG13** **RCS-FTX-DTM-GEI-ALI-SG14** **C 99**  
**FTX** **Free text** **C 9**

EDIFACT			Functional Mapping	
<b>4451</b>	Text subject code qualifier	M an..3	Code value: <b>ACB</b> Additional information	
<b>4453</b>	Free text function code	C an..3		
<b>C107</b>	Text reference	C		
4441	Free text description code	M an..17		
1131	Code list identification code	C an..17		
3055	Code list responsible agency code	C an..3		
<b>C108</b>	Text literal	C		
4440	Free text	M an..512		AdvancedCargoInformation /AdditionalInformation <b>Remarks</b> O an..512
4440	Free text	C an..512		
4440	Free text	C an..512		
4440	Free text	C an..512		
<b>3453</b>	Language name code	C an..3		
<b>4447</b>	Free text format code	C an..3		

10 **SG13** **RCS-FTX-DTM-GEI-ALI-SG14** **C 99**  
**FTX** **Free text** **C 9**

EDIFACT			Functional Mapping	
<b>4451</b>	Text subject code qualifier	M an..3	Code value: <b>Various</b>	
<b>4453</b>	Free text function code	C an..3		
<b>C107</b>	Text reference	C		
4441	Free text description code	M an..17		AdvancedCargoInformation /AdditionalInformation <b>Heavy and bulky goods indicator</b> R an..17
1131	Code list identification code	C an..17		Code list: <b>CL14</b>
3055	Code list responsible agency code	C an..3		
<b>C108</b>	Text literal	C		
4440	Free text	M an..512		
4440	Free text	C an..512		
4440	Free text	C an..512		
4440	Free text	C an..512		
4440	Free text	C an..512		

3453	Language name code	C	an..3	
4447	Free text format code	C	an..3	

11 SG15 AJT-SG16 C 99  
 11 AJT Adjustment details M 1

EDIFACT			Functional Mapping				
4465	Adjustment reason description code	M	an..3	AdvancedCargoInformation /Amendment Code list: CL17	Amendment code	R	an..3
1082	Line item identifier	C	an..6				

**MAPPING COMMENT: THIS SEGMENT GROUP IS USED FOR BOTH RESPONSE.AMENDMENT AND FOR DECLARATION.AMENDMENT. IN CASE OF A RESPONSE MESSAGE ONLY RESPONSE.AMENDMENT IS TO BE USED!**

12 SG16 ERP-ELU C 999  
 12 ERP Error point details M 1

EDIFACT			Functional Mapping				
C701	Error point details	C					
1049	Message section code	C	an..3	AdvancedCargoInformation /Amendment/Pointer Code list: CL18	Document /message section, coded	R	an..3
1052	Message item identifier	C	an..35				
1054	Message sub-item identifier	C	n..6				
C853	Error segment point details	C					
9166	Segment tag identifier	C	an..3				
1050	Sequence position identifier	C	an..10	AdvancedCargoInformation /Amendment/Pointer	Sequence number	R	n..5
1159	Sequence identifier source code	C	an..3				

13 SG16 ERP-ELU C 999  
 13 ELU Data element usage details C 99

EDIFACT			Functional Mapping				
9162	Data element tag identifier	M	an..4	AdvancedCargoInformation /Amendment/Pointer Code list: CL19	Tag identifier	R	an..4
7299	Requirement designator code	C	an..3				
1050	Sequence position identifier	C	an..10				
4513	Maintenance operation code	C	an..3				
6176	Occurrences maximum number	C	n..7				
9453	Code value source code	C	an..3				
9285	Validation criteria code	C	an..3				
9175	Data element usage type code	C	an..3				

14 **SG22** **GIR-LOC-VLI-DTM-SG23** **C 9**  
**GIR** **Related identification numbers** **M 1**

EDIFACT			Functional Mapping
<b>7297</b>	Set type code qualifier	M an..3	Code value: <b>9</b> Financial security
<b>C206</b>	Identification number	M	
7402	Object identifier	M an..35	AdvancedCargoInformation <b>Reference</b> R an..35 /Guarantee
7405	Object identification code qualifier	C an..3	
4405	Status description code	C an..3	
<b>C206</b>	Identification number	C	
7402	Object identifier	M an..35	
7405	Object identification code qualifier	C an..3	
4405	Status description code	C an..3	
<b>C206</b>	Identification number	C	
7402	Object identifier	M an..35	
7405	Object identification code qualifier	C an..3	
4405	Status description code	C an..3	
<b>C206</b>	Identification number	C	
7402	Object identifier	M an..35	
7405	Object identification code qualifier	C an..3	
4405	Status description code	C an..3	
<b>C206</b>	Identification number	C	
7402	Object identifier	M an..35	
7405	Object identification code qualifier	C an..3	
4405	Status description code	C an..3	

15 **UNS** **Section control** **M 1**

EDIFACT			Functional Mapping
<b>0081</b>	Section identification	M a1	Code value: <b>D</b> Header/detail section separation

**MAPPING COMMENT: ALWAYS REQUIRED**

16 **HYN** **Hierarchy information** **M 1**

EDIFACT			Functional Mapping
<b>7173</b>	Hierarchy object code qualifier	M an..3	Code value: <b>3</b> No hierarchy
<b>7171</b>	Hierarchical structure relationship code	C an..3	
<b>1229</b>	Action code	C an..3	
<b>C212</b>	Item number identification	C	
7140	Item identifier	C an..35	
7143	Item type identification code	C an..3	
1131	Code list identification code	C an..17	
3055	Code list responsible agency code	C an..3	
<b>7166</b>	Hierarchical structure parent identifier	C an..35	

**MAPPING COMMENT: ALWAYS REQUIRED**

**SG148 CNI-RFF-GEI-STS-MEA-QTY-MOA-IFD-HAN-SG149-SG151-SG152-SG156-SG158-  
SG161-SG162-SG163-SG164-SG165-SG166-SG171-SG187-SG243** **C 9999**

**17 CNI Consignment information M 1**

EDIFACT			Functional Mapping		
<b>1490</b>	Consolidation item number	C n..5	AdvancedCargoInformation /Consignment	<b>Sequence number</b>	R n..5
<b>C503</b>	Document/message details	C			
1004	Document identifier	C an..70			
1373	Document status code	C an..3			
1366	Document source description	C an..70			
3453	Language name code	C an..3			
1056	Version identifier	C an..9			
1060	Revision identifier	C an..6			
<b>1312</b>	Consignment load sequence identifier	C n..4			

**SG149 NAD-IFD-DTM-RFF-SG150** **C 99**

**18 NAD Name and address M 1**

EDIFACT			Functional Mapping		
<b>3035</b>	Party function code qualifier	M an..3	Code value: <b>NI</b>	Notify party	
<b>C082</b>	Party identification details	C			
3039	Party identifier	M an..35	AdvancedCargoInformation /Consignment/NotifyParty	<b>Code</b>	D an..17
1131	Code list identification code	C an..17			
3055	Code list responsible agency code	C an..3			
<b>C058</b>	Name and address	C			
3124	Name and address description	M an..35			
3124	Name and address description	C an..35			
3124	Name and address description	C an..35			
3124	Name and address description	C an..35			
3124	Name and address description	C an..35			
<b>C080</b>	Party name	C			
3036	Party name	M an..70	AdvancedCargoInformation /Consignment/NotifyParty	<b>Name</b>	D an..70
3036	Party name	C an..70			
3036	Party name	C an..70			
3036	Party name	C an..70			
3045	Party name format code	C an..3			
<b>C059</b>	Street	C			
3042	Street and number or post office box identifier	M an..35	AdvancedCargoInformation /Consignment/NotifyParty/Address	<b>Street and number /P.O. Box</b> - continued 35 -	R an..70
3042	Street and number or post office box identifier	C an..35			
3042	Street and number or post office box identifier	C an..35			
3042	Street and number or post office box identifier	C an..35			
<b>3164</b>	City name	C an..35	AdvancedCargoInformation /Consignment/NotifyParty/Address	<b>City name</b>	R an..35
<b>C819</b>	Country subdivision details	C			
3229	Country subdivision identifier	C an..9			

1131	Code list identification code	C	an..17				
3055	Code list responsible agency code	C	an..3				
3228	Country subdivision name	C	an..70				
<b>3251</b>	Postal identification code	C	an..17	AdvancedCargoInformation /Consignment/NotifyParty/Address	<b>Postcode identification</b>	R	an..9
<b>3207</b>	Country identifier	C	an..3	AdvancedCargoInformation /Consignment/NotifyParty/Address Code list: CL04	<b>Country, coded</b>	R	a2

19 **SG151** **LOC-DTM** **C 99**  
**LOC** **Place/location identification** **M 1**

EDIFACT			Functional Mapping				
<b>3227</b>	Location function code qualifier	M	an..3	Code value: 9	Place of loading		
<b>C517</b>	Location identification	C					
3225	Location identifier	C	an..35				
1131	Code list identification code	C	an..17				
3055	Code list responsible agency code	C	an..3				
3224	Location name	C	an..256	AdvancedCargoInformation /Consignment/LoadingLocation	<b>Name</b>	O	an..256
<b>C519</b>	Related location one identification	C					
3223	First related location identifier	C	an..35				
1131	Code list identification code	C	an..17				
3055	Code list responsible agency code	C	an..3				
3222	First related location name	C	an..70				
<b>C553</b>	Related location two identification	C					
3233	Second related location identifier	C	an..35				
1131	Code list identification code	C	an..17				
3055	Code list responsible agency code	C	an..3				
3232	Second related location name	C	an..70				
<b>5479</b>	Relation code	C	an..3				

20 **SG151** **LOC-DTM** **C 99**  
**LOC** **Place/location identification** **M 1**

EDIFACT			Functional Mapping				
<b>3227</b>	Location function code qualifier	M	an..3	Code value: 5	Place of departure		
<b>C517</b>	Location identification	C					
3225	Location identifier	C	an..35	AdvancedCargoInformation /Consignment/TransitDeparture Code list: CL13	<b>Code</b>	R	an..17
1131	Code list identification code	C	an..17				
3055	Code list responsible agency code	C	an..3				
3224	Location name	C	an..256				
<b>C519</b>	Related location one identification	C					
3223	First related location identifier	C	an..35				
1131	Code list identification code	C	an..17				
3055	Code list responsible agency code	C	an..3				



3222	First related location name	C	an..70
<b>C553</b>	Related location two identification	C	
3233	Second related location identifier	C	an..35
1131	Code list identification code	C	an..17
3055	Code list responsible agency code	C	an..3
3232	Second related location name	C	an..70
<b>5479</b>	Relation code	C	an..3

**21**      **SG151**      **LOC-DTM**      **C 99**  
**LOC**      **Place/location identification**      **M 1**

EDIFACT				Functional Mapping			
<b>3227</b>	Location function code qualifier	M	an..3	Code value: <b>8</b>	Place of destination		
<b>C517</b>	Location identification	C					
3225	Location identifier	C	an..35	AdvancedCargoInformation /Consignment/TransitDestination	<b>Code</b>	R	an..17
				Code list: <b>CL13</b>			
1131	Code list identification code	C	an..17				
3055	Code list responsible agency code	C	an..3				
3224	Location name	C	an..256				
<b>C519</b>	Related location one identification	C					
3223	First related location identifier	C	an..35				
1131	Code list identification code	C	an..17				
3055	Code list responsible agency code	C	an..3				
3222	First related location name	C	an..70				
<b>C553</b>	Related location two identification	C					
3233	Second related location identifier	C	an..35				
1131	Code list identification code	C	an..17				
3055	Code list responsible agency code	C	an..3				
3232	Second related location name	C	an..70				
<b>5479</b>	Relation code	C	an..3				

**22**      **SG152**      **DOC-RFF-DTM-MOA-ALI-QTY-TSR-SG153-SG155**      **C 99**  
**DOC**      **Document/message details**      **M 1**

EDIFACT				Functional Mapping			
<b>C002</b>	Document/message name	M					
1001	Document name code	C	an..3	AdvancedCargoInformation /Consignment/AdditionalDocument	<b>Type, coded</b>	R	an..3
				Code list: <b>CL06</b>			
1131	Code list identification code	C	an..17				
3055	Code list responsible agency code	C	an..3				
1000	Document name	C	an..35				
<b>C503</b>	Document/message details	C					
1004	Document identifier	C	an..70	AdvancedCargoInformation /Consignment/AdditionalDocument	<b>Number</b>	R	an..35
1373	Document status code	C	an..3				

1366	Document source description	C	an..70	AdvancedCargoInformation /Consignment/AdditionalDocument/BinaryFile - truncated 1978 -	<b>URI</b>	O	an..2048
3453	Language name code	C	an..3				
1056	Version identifier	C	an..9				
1060	Revision identifier	C	an..6				
<b>3153</b>	Communication medium type code	C	an..3				
<b>1220</b>	Document copies required quantity	C	n..2				
<b>1218</b>	Document originals required quantity	C	n..2				

**23**      **SG152**      **DOC-RFF-DTM-MOA-ALI-QTY-TSR-SG153-SG155**      **C 99**  
**DTM**      **Date/time/period**      **C 99**

EDIFACT			Functional Mapping			
<b>C507</b>	Date/time/period	M				
2005	Date or time or period function code qualifier	M	an..3	Code value: <b>137</b>	Document issue date time	
2380	Date or time or period text	C	an..35	AdvancedCargoInformation /Consignment/AdditionalDocument	<b>Issuing date</b>	R an..35
2379	Date or time or period format code	C	an..3	Code value: <b>304</b>	CCYMMDDHHMMSSZZ	

**24**      **SG166**      **EQD-SEQ-QTY-GEI-SG167-SG168-SG170**      **C 99**  
**EQD**      **Equipment details**      **M 1**

EDIFACT			Functional Mapping			
<b>8053</b>	Equipment type code qualifier	M	an..3	Code value: <b>Various</b>		
<b>C237</b>	Equipment identification	C				
8260	Equipment identifier	C	an..17	AdvancedCargoInformation /Consignment/TransportEquipment	<b>Identification</b>	R an..17
1131	Code list identification code	C	an..17			
3055	Code list responsible agency code	C	an..3			
3207	Country identifier	C	an..3			
<b>C224</b>	Equipment size and type	C				
8155	Equipment size and type description code	C	an..10	AdvancedCargoInformation /Consignment/TransportEquipment	<b>Size and type identification</b>	R an..4
1131	Code list identification code	C	an..17	Code list: <b>CL01</b>		
3055	Code list responsible agency code	C	an..3			
8154	Equipment size and type description	C	an..35			
<b>8077</b>	Equipment supplier code	C	an..3			
<b>8249</b>	Equipment status code	C	an..3			
<b>8169</b>	Full or empty indicator code	C	an..3			
<b>4233</b>	Marking instructions code	C	an..3			

25 SG166 EQD-SEQ-QTY-GEI-SG167-SG168-SG170 C 99  
SEQ Sequence details M 1

EDIFACT			Functional Mapping		
1229	Action code	C an..3			
C286	Sequence information	C			
1050	Sequence position identifier	M an..10	AdvancedCargoInformation /Consignment/TransportEquipment	Sequence number	R n..5
1159	Sequence identifier source code	C an..3			
1131	Code list identification code	C an..17			
3055	Code list responsible agency code	C an..3			

26 SG167 SEL-SEQ C 99  
SEL Seal number M 1

EDIFACT			Functional Mapping		
9308	Transport unit seal identifier	C an..35	AdvancedCargoInformation /Consignment/TransportEquipment/Seal	Seal number	R an..35
C215	Seal issuer	C			
9303	Sealing party name code	C an..3			
1131	Code list identification code	C an..17			
3055	Code list responsible agency code	C an..3			
9302	Sealing party name	C an..35			
4517	Seal condition code	C an..3			
C208	Identity number range	C			
7402	Object identifier	M an..35			
7402	Object identifier	C an..35			
4525	Seal type code	C an..3	AdvancedCargoInformation /Consignment/TransportEquipment/Seal Code list: CL08	Seal type code	O an..3

27 SG167 SEL-SEQ C 99  
SEQ Sequence details M 1

EDIFACT			Functional Mapping		
1229	Action code	C an..3			
C286	Sequence information	C			
1050	Sequence position identifier	M an..10	AdvancedCargoInformation /Consignment/TransportEquipment/Seal	Sequence number	R n..5
1159	Sequence identifier source code	C an..3			
1131	Code list identification code	C an..17			
3055	Code list responsible agency code	C an..3			

28 SG171 TDT-DTM-RFF-QTY-MEA-MOA-POC-DIM-FTX-GDS-STS-GPO-SG172-SG173-SG176-SG182 C 99  
TDT Transport information M 1

EDIFACT			Functional Mapping		
8051	Transport stage code qualifier	M an..3	Code value: 30	On-carriage transport	
8028	Means of transport journey identifier	C an..17	AdvancedCargoInformation /Consignment/TransitTransportMeans	Conveyance reference number	O an..17
C220	Mode of transport	C			
8067	Transport mode name code	C an..3			

8066	Transport mode name	C	an..17				
<b>C001</b>	Transport means	C					
8179	Transport means description code	C	an..8	AdvancedCargoInformation /Consignment/TransitTransportMeans	<b>Type, coded</b>	R	an..4
				Code list: CL05			
1131	Code list identification code	C	an..17				
3055	Code list responsible agency code	C	an..3				
8178	Transport means description	C	an..17				
<b>C040</b>	Carrier	C					
3127	Carrier identifier	C	an..17				
1131	Code list identification code	C	an..17				
3055	Code list responsible agency code	C	an..3				
3126	Carrier name	C	an..35				
<b>8101</b>	Transit direction indicator code	C	an..3				
<b>C401</b>	Excess transportation information	C					
8457	Excess transportation reason code	M	an..3				
8459	Excess transportation responsibility code	M	an..3				
7130	Customer shipment authorisation identifier	C	an..17				
<b>C222</b>	Transport identification	C					
8213	Transport means identification name identifier	C	an..35				
1131	Code list identification code	C	an..17				
3055	Code list responsible agency code	C	an..3				
8212	Transport means identification name	C	an..70	AdvancedCargoInformation /Consignment/TransitTransportMeans	<b>Identification</b>	R	an..25
8453	Transport means nationality code	C	an..3	AdvancedCargoInformation /Consignment/TransitTransportMeans	<b>Nationality</b>	R	a2
				Code list: CL04			
<b>8281</b>	Transport means ownership indicator code	C	an..3				

29 **SG172** **LOC-SEQ-DTM** **LOC** **Place/location identification** **C 99**  
**M 1**

EDIFACT		Functional Mapping		
<b>3227</b>	Location function code qualifier	M	an..3	Code value: 49 Transit country
<b>C517</b>	Location identification	C		
3225	Location identifier	C	an..35	AdvancedCargoInformation /Consignment/TransitTransportMeans/Itinerary
				Code list: CL04
1131	Code list identification code	C	an..17	
3055	Code list responsible agency code	C	an..3	
3224	Location name	C	an..256	
<b>C519</b>	Related location one identification	C		
3223	First related location identifier	C	an..35	
1131	Code list identification code	C	an..17	
3055	Code list responsible agency code	C	an..3	

3222	First related location name	C	an..70	
<b>C553</b>	Related location two identification	C		
3233	Second related location identifier	C	an..35	
1131	Code list identification code	C	an..17	
3055	Code list responsible agency code	C	an..3	
3232	Second related location name	C	an..70	
<b>5479</b>	Relation code	C	an..3	

**30**      **SG172**      **LOC-SEQ-DTM**      **C 99**  
**SEQ**      **Sequence details**      **M 1**

EDIFACT		Functional Mapping		
<b>1229</b>	Action code	C	an..3	
<b>C286</b>	Sequence information	C		
1050	Sequence position identifier	M	an..10	AdvancedCargoInformation <b>Sequence number</b> R      n..5 /Consignment/TransitTransportMeans/Itinerary
1159	Sequence identifier source code	C	an..3	
1131	Code list identification code	C	an..17	
3055	Code list responsible agency code	C	an..3	

**31**      **SG176**      **DOC-RFF-DTM-MOA-ALI-QTY-TSR-GEI-SG177-SG179-SG180**      **C 99**  
**DOC**      **Document/message details**      **M 1**

EDIFACT		Functional Mapping		
<b>C002</b>	Document/message name	M		
1001	Document name code	C	an..3	AdvancedCargoInformation <b>Type, coded</b> R      an..3 /Consignment/TransitTransportMeans/AdditionalDocument Code list:      CL06
1131	Code list identification code	C	an..17	
3055	Code list responsible agency code	C	an..3	
1000	Document name	C	an..35	
<b>C503</b>	Document/message details	C		
1004	Document identifier	C	an..70	AdvancedCargoInformation <b>Number</b> R      an..35 /Consignment/TransitTransportMeans/AdditionalDocument
1373	Document status code	C	an..3	
1366	Document source description	C	an..70	AdvancedCargoInformation <b>URI</b> O      an..2048 /Consignment/TransitTransportMeans/AdditionalDocument/BinaryFile - truncated 1978 -
3453	Language name code	C	an..3	
1056	Version identifier	C	an..9	
1060	Revision identifier	C	an..6	
<b>3153</b>	Communication medium type code	C	an..3	
<b>1220</b>	Document copies required quantity	C	n..2	
<b>1218</b>	Document originals required quantity	C	n..2	

32 SG176 DOC-RFF-DTM-MOA-ALI-QTY-TSR-GEI-SG177-SG179-SG180 C 99  
 DTM Date/time/period C 99

EDIFACT			Functional Mapping
<b>C507</b>	Date/time/period	M	
2005	Date or time or period function code qualifier	M an..3	Code value: <b>137</b> Document issue date time
2380	Date or time or period text	C an..35	AdvancedCargoInformation Issuing date R an..35 /Consignment/TransitTransportMeans/ AdditionalDocument
2379	Date or time or period format code	C an..3	Code value: <b>304</b> CCYYMMDDHHMMSSZZ

33 SG187 SEQ-GEI-STS-RFF-IFD-HAN-SG188-SG190-SG191-SG197-SG199-SG202-SG203-SG206-SG207 C 9999  
 SEQ Sequence details M 1

EDIFACT			Functional Mapping
<b>1229</b>	Action code	C an..3	
<b>C286</b>	Sequence information	C	
1050	Sequence position identifier	M an..10	AdvancedCargoInformation Sequence number R n..5 /Consignment/ConsignmentItem
1159	Sequence identifier source code	C an..3	
1131	Code list identification code	C an..17	
3055	Code list responsible agency code	C an..3	

34 SG187 RFF-GEI-STS-RFF-IFD-HAN-SG188-SG190-SG191-SG197-SG199-SG202-SG203-SG206-SG207 C 9999  
 RFF Reference C 99

EDIFACT			Functional Mapping
<b>C506</b>	Reference	M	
1153	Reference code qualifier	M an..3	Code value: <b>UCN</b> Unique consignment reference number
1154	Reference identifier	C an..70	AdvancedCargoInformation Identifier O an..35 /Consignment/ConsignmentItem/UCR
1156	Document line identifier	C an..6	
1056	Version identifier	C an..9	
1060	Revision identifier	C an..6	

35 SG188 NAD-IFD-DTM-SG189 C 99  
 NAD Name and address M 1

EDIFACT			Functional Mapping		
3035	Party function code qualifier	M an..3	Code value: CN	Consignee	
C082	Party identification details	C			
3039	Party identifier	M an..35	AdvancedCargoInformation	Code	D an..17
1131	Code list identification code	C an..17	/Consignment/ConsignmentItem/Consignee		
3055	Code list responsible agency code	C an..3			
C058	Name and address	C			
3124	Name and address description	M an..35			
3124	Name and address description	C an..35			
3124	Name and address description	C an..35			
3124	Name and address description	C an..35			
3124	Name and address description	C an..35			
C080	Party name	C			
3036	Party name	M an..70	AdvancedCargoInformation	Name	D an..70
3036	Party name	C an..70	/Consignment/ConsignmentItem/Consignee		
3036	Party name	C an..70			
3036	Party name	C an..70			
3045	Party name format code	C an..3			
C059	Street	C			
3042	Street and number or post office box identifier	M an..35	AdvancedCargoInformation	Street and number/P.O. Box	R an..70
3042	Street and number or post office box identifier	C an..35	/Consignment/ConsignmentItem/Consignee/Address	- continued 35 -	
3042	Street and number or post office box identifier	C an..35			
3042	Street and number or post office box identifier	C an..35			
3164	City name	C an..35	AdvancedCargoInformation	City name	R an..35
			/Consignment/ConsignmentItem/Consignee/Address		
C819	Country subdivision details	C			
3229	Country subdivision identifier	C an..9			
1131	Code list identification code	C an..17			
3055	Code list responsible agency code	C an..3			
3228	Country subdivision name	C an..70			
3251	Postal identification code	C an..17	AdvancedCargoInformation	Postcode identification	R an..9
			/Consignment/ConsignmentItem/Consignee/Address		
3207	Country identifier	C an..3	AdvancedCargoInformation	Country, coded	R a2
			/Consignment/ConsignmentItem/Consignee/Address		
			Code list: CL04		

36 SG188 NAD-IFD-DTM-SG189 C 99  
 NAD Name and address M 1

EDIFACT			Functional Mapping		
3035	Party function code qualifier	M an..3	Code value: CZ	Consignor	
C082	Party identification details	C			
3039	Party identifier	M an..35	AdvancedCargoInformation	Code	D an..17
			/Consignment/ConsignmentItem/Consignor		
1131	Code list identification code	C an..17			
3055	Code list responsible agency code	C an..3			
C058	Name and address	C			
3124	Name and address description	M an..35			
3124	Name and address description	C an..35			
3124	Name and address description	C an..35			
3124	Name and address description	C an..35			
3124	Name and address description	C an..35			
C080	Party name	C			
3036	Party name	M an..70	AdvancedCargoInformation	Name	D an..70
			/Consignment/ConsignmentItem/Consignor		
3036	Party name	C an..70			
3036	Party name	C an..70			
3036	Party name	C an..70			
3036	Party name	C an..70			
3045	Party name format code	C an..3			
C059	Street	C			
3042	Street and number or post office box identifier	M an..35	AdvancedCargoInformation	Street and number/P.O. Box	R an..70
			/Consignment/ConsignmentItem/Consignor/Address		
3042	Street and number or post office box identifier	C an..35		- continued 35 -	
3042	Street and number or post office box identifier	C an..35			
3042	Street and number or post office box identifier	C an..35			
3164	City name	C an..35	AdvancedCargoInformation	City name	R an..35
			/Consignment/ConsignmentItem/Consignor/Address		
C819	Country subdivision details	C			
3229	Country subdivision identifier	C an..9			
1131	Code list identification code	C an..17			
3055	Code list responsible agency code	C an..3			
3228	Country subdivision name	C an..70			
3251	Postal identification code	C an..17	AdvancedCargoInformation	Postcode identification	R an..9
			/Consignment/ConsignmentItem/Consignor/Address		
3207	Country identifier	C an..3	AdvancedCargoInformation	Country, coded	R a2
			/Consignment/ConsignmentItem/Consignor/Address		
			Code list: CL04		



37 SG188 NAD-IFD-DTM-SG189 C 99  
 NAD Name and address M 1

EDIFACT			Functional Mapping		
<b>3035</b>	Party function code qualifier	M an..3	Code value: DP	Delivery party	
<b>C082</b>	Party identification details	C			
3039	Party identifier	M an..35			
1131	Code list identification code	C an..17			
3055	Code list responsible agency code	C an..3			
<b>C058</b>	Name and address	C			
3124	Name and address description	M an..35			
3124	Name and address description	C an..35			
3124	Name and address description	C an..35			
3124	Name and address description	C an..35			
3124	Name and address description	C an..35			
<b>C080</b>	Party name	C			
3036	Party name	M an..70	AdvancedCargoInformation	<b>Name</b>	R an..70
			/Consignment/ConsignmentItem/DeliveryDestination		
3036	Party name	C an..70			
3036	Party name	C an..70			
3036	Party name	C an..70			
3045	Party name format code	C an..3			
<b>C059</b>	Street	C			
3042	Street and number or post office box identifier	M an..35	AdvancedCargoInformation	<b>Street and number/P.O. Box</b>	R an..70
			/Consignment/ConsignmentItem/DeliveryDestination/		
			Address		
3042	Street and number or post office box identifier	C an..35		- continued 35 -	
3042	Street and number or post office box identifier	C an..35			
3042	Street and number or post office box identifier	C an..35			
<b>3164</b>	City name	C an..35	AdvancedCargoInformation	<b>City name</b>	R an..35
			/Consignment/ConsignmentItem/DeliveryDestination/		
			Address		
<b>C819</b>	Country subdivision details	C			
3229	Country subdivision identifier	C an..9			
1131	Code list identification code	C an..17			
3055	Code list responsible agency code	C an..3			
3228	Country subdivision name	C an..70			
<b>3251</b>	Postal identification code	C an..17	AdvancedCargoInformation	<b>Postcode identification</b>	R an..9
			/Consignment/ConsignmentItem/DeliveryDestination/		
			Address		
<b>3207</b>	Country identifier	C an..3	AdvancedCargoInformation	<b>Country, coded</b>	R a2
			/Consignment/ConsignmentItem/DeliveryDestination/		
			Address		
			Code list: CL04		

38 **SG197** **RCS-FTX-DTM-GEI-ALI-SG198** **C 99**  
**RCS** **Requirements and conditions** **M 1**

EDIFACT			Functional Mapping
<b>7293</b>	Sector area identification code qualifier	M an..3	Code value: <b>15</b> Government
<b>C550</b>	Requirement/condition identification	C	
7295	Requirement or condition description identifier	M an..17	
1131	Code list identification code	C an..17	
3055	Code list responsible agency code	C an..3	
7294	Requirement or condition description	C an..35	
<b>1229</b>	Action code	C an..3	
<b>3207</b>	Country identifier	C an..3	

39 **SG197** **RCS-FTX-DTM-GEI-ALI-SG198** **C 99**  
**FTX** **Free text** **C 9**

EDIFACT			Functional Mapping
<b>4451</b>	Text subject code qualifier	M an..3	Code value: <b>ACB</b> Additional information
<b>4453</b>	Free text function code	C an..3	
<b>C107</b>	Text reference	C	
4441	Free text description code	M an..17	
1131	Code list identification code	C an..17	
3055	Code list responsible agency code	C an..3	
<b>C108</b>	Text literal	C	
4440	Free text	M an..512	AdvancedCargoInformation <b>Remarks</b> R an..512 /Consignment/ConsignmentItem/AdditionalInformation
4440	Free text	C an..512	
4440	Free text	C an..512	
4440	Free text	C an..512	
<b>3453</b>	Language name code	C an..3	
<b>4447</b>	Free text format code	C an..3	

40 **SG202** **MEA-QTY** **C 99**  
**MEA** **Measurements** **M 1**

EDIFACT			Functional Mapping
<b>6311</b>	Measurement purpose code qualifier	M an..3	Code value: <b>AAE</b> Measurement
<b>C502</b>	Measurement details	C	
6313	Measured attribute code	C an..3	Code value: <b>AAB</b> Goods item gross weight
6321	Measurement significance code	C an..3	
6155	Non-discrete measurement name code	C an..17	
6154	Non-discrete measurement name	C an..70	
<b>C174</b>	Value/range	C	
6411	Measurement unit code	M an..8	Code value: <b>KGM</b> kilogram
6314	Measure	C an..18	AdvancedCargoInformation <b>Gross weight</b> R n..16,6 /Consignment/ConsignmentItem/GoodsMeasure
6162	Range minimum quantity	C n..18	
6152	Range maximum quantity	C n..18	

6432	Significant digits quantity	C	n..2	
7383	Surface or layer code	C	an..3	

41 SG203 PAC-SEQ-PCI-FTX-GEI-DIM-MEA-SG204 C 999  
 PAC Package M 1

EDIFACT			Functional Mapping	
7224	Package quantity	C	n..8	AdvancedCargoInformation /Consignment/ConsignmentItem/Packaging <b>Number of packages</b> D n..8
C531	Packaging details	C		
7075	Packaging level code	C	an..3	
7233	Packaging related description code	C	an..3	
7073	Packaging terms and conditions code	C	an..3	
C202	Package type	C		
7065	Package type description code	C	an..17	AdvancedCargoInformation /Consignment/ConsignmentItem/Packaging <b>Type, coded</b> R an..2 Code list: CL07
1131	Code list identification code	C	an..17	
3055	Code list responsible agency code	C	an..3	
7064	Type of packages	C	an..35	
C402	Package type identification	C		
7077	Description format code	M	an..3	
7064	Type of packages	M	an..35	
7143	Item type identification code	C	an..3	
7064	Type of packages	C	an..35	
7143	Item type identification code	C	an..3	
C532	Returnable package details	C		
8395	Returnable package freight payment responsibility code	C	an..3	
8393	Returnable package load contents code	C	an..3	

42 SG203 PAC-SEQ-PCI-FTX-GEI-DIM-MEA-SG204 C 999  
 PCI Package identification C 99

EDIFACT			Functional Mapping	
4233	Marking instructions code	C	an..3	
C210	Marks & labels	C		
7102	Shipping marks description	M	an..35	AdvancedCargoInformation /Consignment/ConsignmentItem/Packaging <b>Marks and numbers</b> O an..512 - continued 35 - - continued 35 - - continued 35 - - continued 35 - - continued 35 - - continued 35 - - continued 35 - - continued 35 - - continued 35 - - truncated 162 -
7102	Shipping marks description	C	an..35	
7102	Shipping marks description	C	an..35	
7102	Shipping marks description	C	an..35	
7102	Shipping marks description	C	an..35	
7102	Shipping marks description	C	an..35	
7102	Shipping marks description	C	an..35	
7102	Shipping marks description	C	an..35	
7102	Shipping marks description	C	an..35	
7102	Shipping marks description	C	an..35	
8169	Full or empty indicator code	C	an..3	
C827	Type of marking	C		
7511	Marking type code	M	an..3	
1131	Code list identification code	C	an..17	
3055	Code list responsible agency code	C	an..3	

43 SG207 EQD-SEQ-QTY-MEA-GEI-SG208-SG209-SG211-SG212 C 99  
 EQD Equipment details M 1

EDIFACT			Functional Mapping	
8053	Equipment type code qualifier	M an..3	Code value: <b>Various</b>	
C237	Equipment identification	C		
8260	Equipment identifier	C an..17	AdvancedCargoInformation	<b>Identification</b> R an..17
1131	Code list identification code	C an..17	/Consignment/ConsignmentItem/TransportEquipment	
3055	Code list responsible agency code	C an..3		
3207	Country identifier	C an..3		
C224	Equipment size and type	C		
8155	Equipment size and type description code	C an..10		
1131	Code list identification code	C an..17		
3055	Code list responsible agency code	C an..3		
8154	Equipment size and type description	C an..35		
8077	Equipment supplier code	C an..3		
8249	Equipment status code	C an..3		
8169	Full or empty indicator code	C an..3		
4233	Marking instructions code	C an..3		

44 SG215 GID-IMD-APP-FTX-RFF-DTM-GIR-GIN-GEI-PRC-MEA-MOA-CDI-PGI-TCC-CNT-IFD-SG216- C 99  
 GID Goods item details M 1  
 SG217-SG219-SG223-SG225-SG226-SG227-SG230-SG235-SG236-SG238-SG239-SGP240

EDIFACT			Functional Mapping	
1496	Goods item number	C an..6	- Always required -	
C213	Number and type of packages	C		
7224	Package quantity	C n..8		
7065	Package type description code	C an..17		
1131	Code list identification code	C an..17		
3055	Code list responsible agency code	C an..3		
7064	Type of packages	C an..35		
7233	Packaging related description code	C an..3		
C213	Number and type of packages	C		
7224	Package quantity	C n..8		
7065	Package type description code	C an..17		
1131	Code list identification code	C an..17		
3055	Code list responsible agency code	C an..3		
7064	Type of packages	C an..35		
7233	Packaging related description code	C an..3		
C213	Number and type of packages	C		
7224	Package quantity	C n..8		
7065	Package type description code	C an..17		
1131	Code list identification code	C an..17		
3055	Code list responsible agency code	C an..3		
7064	Type of packages	C an..35		

7233	Packaging related description code	C	an..3
<b>C213</b>	Number and type of packages	C	
7224	Package quantity	C	n..8
7065	Package type description code	C	an..17
1131	Code list identification code	C	an..17
3055	Code list responsible agency code	C	an..3
7064	Type of packages	C	an..35
7233	Packaging related description code	C	an..3
<b>C213</b>	Number and type of packages	C	
7224	Package quantity	C	n..8
7065	Package type description code	C	an..17
1131	Code list identification code	C	an..17
3055	Code list responsible agency code	C	an..3
7064	Type of packages	C	an..35
7233	Packaging related description code	C	an..3

**SG215**      **GID-IMD-APP-FTX-RFF-DTM-GIR-GIN-GEI-PRC-MEA-MOA-CDI-PGI-TCC-CNT-IFD-SG216-SG217-SG219-SG223-SG225-SG226-SG227-SG230-SG235-SG236-SG238-SG239-SGP240**      **C 99**

**45**      **FTX**      **Free text**      **C 99**

EDIFACT			Functional Mapping		
<b>4451</b>	Text subject code qualifier	M	an..3	Code value: <b>AAA</b> Goods item description	
<b>4453</b>	Free text function code	C	an..3		
<b>C107</b>	Text reference	C			
4441	Free text description code	M	an..17		
1131	Code list identification code	C	an..17		
3055	Code list responsible agency code	C	an..3		
<b>C108</b>	Text literal	C			
4440	Free text	M	an..512		AdvancedCargoInformation <b>Description</b> D an..256 /Consignment/ConsignmentItem/Commodity
4440	Free text	C	an..512		
4440	Free text	C	an..512		
4440	Free text	C	an..512		
<b>3453</b>	Language name code	C	an..3		
<b>4447</b>	Free text format code	C	an..3		

**SG215**      **GID-IMD-APP-FTX-RFF-DTM-GIR-GIN-GEI-PRC-MEA-MOA-CDI-PGI-TCC-CNT-IFD-SG216-SG217-SG219-SG223-SG225-SG226-SG227-SG230-SG235-SG236-SG238-SG239-SGP240**      **C 99**

**46**      **TCC**      **Charge/rate calculations**      **C 99**

EDIFACT			Functional Mapping
<b>C200</b>	Charge	C	
8023	Freight and other charges description identifier	C	an..17
1131	Code list identification code	C	an..17
3055	Code list responsible agency code	C	an..3
8022	Freight and other charges description	C	an..26
4237	Payment arrangement code	C	an..3
7140	Item identifier	C	an..35
<b>C203</b>	Rate/tariff class	C	

5243	Rate or tariff class description code	M	an..9			
1131	Code list identification code	C	an..17			
3055	Code list responsible agency code	C	an..3			
5242	Rate or tariff class description	C	an..35			
5275	Supplementary rate or tariff code	C	an..6			
1131	Code list identification code	C	an..17			
3055	Code list responsible agency code	C	an..3			
5275	Supplementary rate or tariff code	C	an..6			
1131	Code list identification code	C	an..17			
3055	Code list responsible agency code	C	an..3			
<b>C528</b>	Commodity/rate detail	C				
7357	Commodity identification code	C	an..18	AdvancedCargoInformation /Consignment/ConsignmentItem/Commodity/Classification	<b>Code</b>	R an..18
1131	Code list identification code	C	an..17	AdvancedCargoInformation /Consignment/ConsignmentItem/Commodity/Classification	<b>Type</b>	R an..3
3055	Code list responsible agency code	C	an..3	Code list: CL03		
<b>C554</b>	Rate/tariff class detail	C				
5243	Rate or tariff class description code	C	an..9			
1131	Code list identification code	C	an..17			
3055	Code list responsible agency code	C	an..3			

**47 UNS Section control M 1**

EDIFACT		Functional Mapping	
0081	Section identification M a1	Code value: S	Detail/summary section separation
<b>MAPPING COMMENT: ALWAYS REQUIRED</b>			

**48 CNT Control total C 9**

EDIFACT		Functional Mapping	
C270	Control M		
6069	Control total type code qualifier M an..3	Code value: 7	Total gross weight
6066	Control total quantity M n..18	AdvancedCargoInformation	<b>Total gross weight</b> O n..16,6
6411	Measurement unit code C an..8		

**49 UNT Message trailer M 1**

EDIFACT		Functional Mapping	
0074	Number of segments in the message M n..6		
0062	Message reference number M an..14		
<b>MAPPING COMMENT: ALWAYS REQUIRED</b>			

#### 4.2.3.2.2 E10 - Advanced cargo information results

a. Introduction

This message is a response to message E9. It confirms the reception of or indicates the errors in the declaration.

b. Entities

See Chapter 3.2.5.1.1.j.

c. Entities and attributes

See Chapter 3.2.5.2.1.j.

d. Rules and conditions

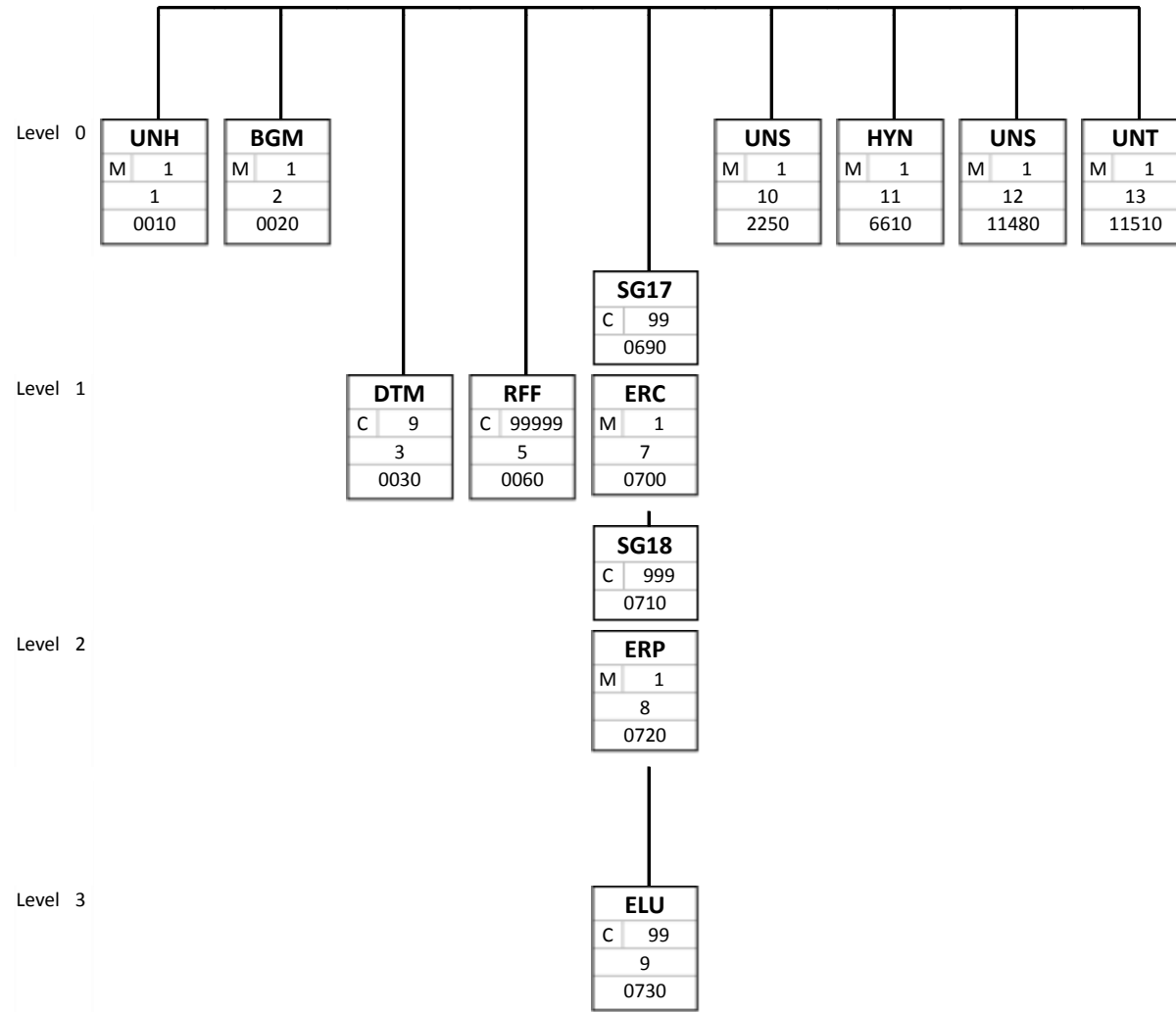
See Chapter 3.2.6.

## e. Cross Reference (English only)

ENTITIES/ATTRIBUTES	CODE LIST	FORMAT	STATUS	MAPPING TO EDIFACT
<b>RESPONSE</b>				
—Message function, coded	CL16	n..2	R	BGM.1225(0020:030)
—Functional Reference		an..35	R	RFF[D_1153="AIM"].C506.1154(0060:010:02)
—Message reference number		an..35	R	BGM.C106.1004(0020:020:01)
—Type, coded	CL26	an..3	R	BGM.C002.1001(0020:010:01)
<b>ERROR</b>				
—Error, coded	CL99	an..8	R	SG17.ERC.C901.9321(0700:010:01)
<b>POINTER</b>				
—Sequence number		n..5	R	SG17.SG18.ERP.C853.1050(0720:020:02)
—Document/message section, coded	CL18	an..3	R	SG17.SG18.ERP.C701.1049(0720:010:01)
—Tag identifier	CL19	an..4	R	SG17.SG18.ELU.9162(0730:010)
<b>ADVANCEDCARGOINFORMATION</b>				
—Acceptance date		an..35	D	DTM[D_2005="148"].C507.2380(0030:010:02)
—Message reference number		an..35	R	RFF[D_1153="ACW"].C506.1154(0060:010:02)
—Rejection date		an..35	D	DTM[D_2005="226"].C507.2380(0030:010:02)



f. Branching Diagram (English only)



## g. Segment descriptions (English only)

1 UNH Message header M 1

EDIFACT			Functional Mapping	
0062	Message reference number	M an..14	Message reference number (M, an..14)	
S009	Message identifier	M		
0065	Message type	M an..6	Code value: <b>GOVCBR</b>	Government cross border regulatory message
0052	Message version number	M an..3	Code value: <b>D</b>	Draft version/UN/EDIFACT Directory
0054	Message release number	M an..3	Code value: <b>13B</b>	
0051	Controlling agency	M an..2	Code value: <b>UN</b>	UN/CEFACT
0057	Association assigned code	C an..6	Code note: <b>CCCRES</b>	Response
0068	Common access reference	C an..35		
S010	Status of the transfer	C		
0070	Sequence of transfers	M n..2		
0073	First and last transfer	C a1		

MAPPING COMMENT: ALWAYS REQUIRED

2 BGM Beginning of message M 1

EDIFACT			Functional Mapping	
C002	Document/message name	C		
1001	Document name code	C an..3	AdvancedCargoInformationResults	<b>Type, coded</b> R an..3
			Code list: <b>CL26</b>	
1131	Code list identification code	C an..17		
3055	Code list responsible agency code	C an..3		
1000	Document name	C an..35		
C106	Document/message identification	C		
1004	Document identifier	C an..70	AdvancedCargoInformationResults	<b>Message reference number</b> R an..35
1056	Version identifier	C an..9		
1060	Revision identifier	C an..6		
1225	Message function code	C an..3	AdvancedCargoInformationResults	<b>Message function, coded</b> R n..2
			Code list: <b>CL16</b>	
4343	Response type code	C an..3		

3 DTM Date/time/period C 9

EDIFACT			Functional Mapping	
C507	Date/time/period	M		
2005	Date or time or period function code qualifier	M an..3	Code value: <b>148</b>	Goods declaration document acceptance date time
2380	Date or time or period text	C an..35	AdvancedCargoInformationResults /AdvancedCargoInformation	<b>Acceptance date</b> D an..35
2379	Date or time or period format code	C an..3	Code value: <b>304</b>	CCYYMMDDHHMMSSZZ

4 DTM Date/time/period C 9

EDIFACT			Functional Mapping	
C507	Date/time/period	M		
2005	Date or time or period function code qualifier	M an..3	Code value: <b>226</b>	Discrepancy date/time
2380	Date or time or period text	C an..35	AdvancedCargoInformationResults /AdvancedCargoInformation	<b>Rejection date</b> D an..35
2379	Date or time or period format code	C an..3	Code value: <b>304</b>	CCYYMMDDHHMMSSZZ

5 RFF Reference C 9999

EDIFACT			Functional Mapping
<b>C506</b>	Reference	M	
1153	Reference code qualifier	M an..3	Code value: <b>ACW</b> Reference number to previous message
1154	Reference identifier	C an..70	AdvancedCargoInformationResults <b>Message reference number</b> R an..35 /AdvancedCargoInformation
1156	Document line identifier	C an..6	
1056	Version identifier	C an..9	
1060	Revision identifier	C an..6	

6 RFF Reference C 9999

EDIFACT			Functional Mapping
<b>C506</b>	Reference	M	
1153	Reference code qualifier	M an..3	Code value: <b>AIM</b> Individual transaction reference number
1154	Reference identifier	C an..70	AdvancedCargoInformationResults <b>Functional Reference</b> R an..35
1156	Document line identifier	C an..6	
1056	Version identifier	C an..9	
1060	Revision identifier	C an..6	

7 SG17 ERC-SG18 Application error information C 99  
ERC M 1

EDIFACT			Functional Mapping
<b>C901</b>	Application error detail	M	
9321	Application error code	M an..8	AdvancedCargoInformationResults <b>Error, coded</b> R an..8 /Error Code list: CL99
1131	Code list identification code	C an..17	
3055	Code list responsible agency code	C an..3	

8 SG18 ERP-ELU Error point details C 999  
ERP M 1

EDIFACT			Functional Mapping
<b>C701</b>	Error point details	C	
1049	Message section code	C an..3	AdvancedCargoInformationResults <b>Document/message section, coded</b> R an..3 /Error/Pointer Code list: CL18
1052	Message item identifier	C an..35	
1054	Message sub-item identifier	C n..6	
<b>C853</b>	Error segment point details	C	
9166	Segment tag identifier	C an..3	
1050	Sequence position identifier	C an..10	AdvancedCargoInformationResults <b>Sequence number</b> R n..5 /Error/Pointer
1159	Sequence identifier source code	C an..3	

9 SG18 ERP-ELU Data element usage details C 999  
ELU C 99

EDIFACT			Functional Mapping
<b>9162</b>	Data element tag identifier	M an..4	AdvancedCargoInformationResults <b>Tag identifier</b> R an..4 /Error/Pointer Code list: CL19
<b>7299</b>	Requirement designator code	C an..3	
<b>1050</b>	Sequence position identifier	C an..10	
<b>4513</b>	Maintenance operation code	C an..3	

6176	Occurrences maximum number	C	n..7	
9453	Code value source code	C	an..3	
9285	Validation criteria code	C	an..3	
9175	Data element usage type code	C	an..3	

**10 UNS Section control M 1**

EDIFACT		Functional Mapping	
0081	Section identification	M a1	Code value: <b>D</b> Header/detail section separation
<b>MAPPING COMMENT: ALWAYS REQUIRED</b>			

**11 HYN Hierarchy information M 1**

EDIFACT		Functional Mapping		
7173	Hierarchy object code qualifier	M an..3	Code value: <b>3</b> No hierarchy	
7171	Hierarchical structure relationship code	C an..3		
1229	Action code	C an..3		
C212	Item number identification	C		
7140	Item identifier	C an..35		
7143	Item type identification code	C an..3		
1131	Code list identification code	C an..17		
3055	Code list responsible agency code	C an..3		
7166	Hierarchical structure parent identifier	C an..35		
<b>MAPPING COMMENT: ALWAYS REQUIRED</b>				

**12 UNS Section control M 1**

EDIFACT		Functional Mapping	
0081	Section identification	M a1	Code value: <b>S</b> Detail/summary section separation
<b>MAPPING COMMENT: ALWAYS REQUIRED</b>			

**13 UNT Message trailer M 1**

EDIFACT		Functional Mapping	
0074	Number of segments in the message	M n..6	
0062	Message reference number	M an..14	
<b>MAPPING COMMENT: ALWAYS REQUIRED</b>			

### **4.3. System architecture**

#### **4.3.1. eTIR international system**

##### *4.3.1.1. Components and interfaces*

###### 4.3.1.1.1. eTIR web services

*To be filled in at a later stage.*

###### 4.3.1.1.2. Guarantee chain web services

*To be filled in at a later stage.*

###### 4.3.1.1.3. Customs authorities web services

*To be filled in at a later stage.*

###### 4.3.1.1.4. ITDB web services

*To be filled in at a later stage.*

##### *4.3.1.2. Customs offices database*

###### 4.3.1.2.1. Class diagram

*To be filled in at a later stage.*

## Annex I

### Requirements list

The requirements list provides an artefact for storing discrete, measurable business requirements and constraints. As requirements and constraints are discovered in performing the modelling steps they are added to this running list by the secretariat. Note: requirements shall be referenced in all modelling artefacts, and if necessary, each requirement should reference modelling artefact(s) that are based on it.

<i>Req. #</i>	<i>Statement</i>	<i>Source</i>	<i>Date</i>	<i>Status</i>
1	The international organization organizes and ensures the proper functioning of the guarantee chain for a TIR transport. A TIR transport can be associated to one and only one international organization. The international organization can represent the guarantee chain for an unlimited number of transports.	ExG Warsaw	28-29 June 2004	Used in 1.6
2	The international organization has member associations. The membership is associated to at least one country. An association has to be member of at least one international organization. An international organization can have any number of member associations. A membership can be associated to various countries (e.g. FEBETRA –IRU has a membership valid for Belgium but also for Luxembourg) and one country can be covered by various memberships.	ExG Warsaw	28-29 June 2004	Used in 1.6
3	An association has two roles represented by the subdivision of the association into its issuing role (issuing association), responsible for the issuance of TIR Carnets to the TIR Carnets holders, and its guaranteeing role (guaranteeing association), representing the guarantee chain in its national territory. The two roles cannot be disconnected	ExG Warsaw	28-29 June 2004	Used in 1.6
4	The issuing association issues TIR Carnets for TIR transports. One and only one issuing association is issuing the TIR Carnet for a TIR transport. The issuing association can issue TIR Carnets for numerous TIR transports.	ExG Warsaw	28-29 June 2004	Used in 1.6
5	Deleted			
6	A road vehicle can serve in numerous TIR transports. A TIR transport is performed by means of one or many road vehicles.	ExG Warsaw	28-29 June 2004	Used in 1.6
7	A road vehicle is composed of zero or many load compartments. A load compartment is part of a single road vehicle.	ExG Warsaw	28-29 June 2004	Used in 1.6

<i>Req. #</i>	<i>Statement</i>	<i>Source</i>	<i>Date</i>	<i>Status</i>
8	A sealed loading unit is a generalization of a container and a load compartment of a road vehicle.	ExG Warsaw	28-29 June 2004	Used in 1.6
9	A sealed loading unit can contain numerous loads, mentioned in the TIR Carnet as Goods Manifest Line Items. The goods described in the Goods Manifest Line Item are contained in one and only one sealed loading unit. In case of heavy and bulky goods (HBG), the goods described in the Goods Manifest Line Item may not be contained in a sealed loading unit.			Used in 1.6
10	A TIR transport is composed of TIR operations. The number of TIR operations within a TIR transport is at the moment limited to ten with the current paper system and has a minimum of two (these limitations should be extensible; therefore, two to many is more advisable). A TIR operation is part of one and only one TIR transport.	ExG Warsaw	28-29 June 2004	Used in 1.6
11	A Goods Manifest Line Item is associated to one and only one TIR transport. A TIR transport can have from one to many Goods Manifest Line Items.			Used in 1.6
12	A TIR transport is performed by one and only one TIR Carnet holder. A TIR Carnet holder can perform any number of TIR transports.	ExG Warsaw	28-29 June 2004	Used in 1.6
13	The TIR operation is started at one and only one Customs office and terminated at one and only one Customs office. A Customs office can start and terminate any number of TIR operations.	ExG Warsaw	28-29 June 2004	Used in 1.6
14	The goods described in one single Goods Manifest Line Item arrive at and have their termination certified by a one and only one Customs office of destination. A Customs office can "terminate" any number of goods described in Goods Manifest Line Items.			Used in 1.6
15	A Goods Manifest Line Item has one and only one intended Customs office of destination. A Customs office can be the intended destination of numerous Goods Manifest Line Items.			Used in 1.6
16	Deleted			
17	The goods described in a Goods Manifest Line Item are loaded at a single Customs office of departure. A Customs office can be the departure for any number of goods described in Goods Manifest Line Items.			Used in 1.6
18	A Customs office is located in one and only one Contracting Party. A Contracting Party can have	ExG Warsaw	28-29 June	Used in 1.6

<i>Req. #</i>	<i>Statement</i>	<i>Source</i>	<i>Date</i>	<i>Status</i>
	any number of Customs offices.		2004	
19	A transport operator is established in one and only one Contracting Party. A Contracting Party can be the residence of numerous transport operators.	ExG Warsaw	28-29 June 2004	Used in 1.6
20	The printing and distribution of TIR Carnets can only be performed by an approved international organization.	ExG Geneva	26-27 October 2004	Used in 1.2.1
21	Only an approved association can issue TIR Carnets.	ExG Geneva	26-27 October 2004	Used in 1.2.1
22	TIR Carnets shall be issued only to authorized persons.	ExG Geneva	26-27 October 2004	Used in 1.2.1
23	A TIR transport can only be performed by means of road vehicles, combinations of vehicles or containers previously approved under the conditions set forth in Chapter III of the Convention.	ExG Geneva	26-27 October 2004	Used in 1.2.1
24	A TIR transport must be performed under cover of a TIR Carnet.	ExG Geneva	26-27 October 2004	Used in 1.2.1
25	A TIR transport must be guaranteed by associations approved in accordance with the provisions of Article 6 of the Convention.	ExG Geneva	26-27 October 2004	Used in 1.2.1
26	Customs authorities can use national and international risk analysis data to assess risk in relation to the TIR transport.	ExG Geneva	26-27 October 2004	Used in 1.2.1
27	When the TIR transport has ended, the TIR Carnet is returned to the holder, then to the association and finally to the international organization.	ExG Geneva	26-27 October 2004	Used in 1.2.1
28	The international organization and the associations uses the control system for TIR Carnets to check TIR Carnets.	ExG Geneva	26-27 October 2004	Used in 1.2.1
29	The international organization can perform risk analysis with data stored in the repository.	ExG Geneva	26-27 October 2004	Used in 1.2.1
30	Risk analysis can be performed with data from the control system for TIR Carnets.	ExG Geneva	26-27 October 2004	Used in 1.2.1
31	The control system for TIR Carnets stores data regarding the distribution of TIR Carnets.	ExG Geneva	26-27 October 2004	Used in 1.2.1
32	The control system for TIR Carnets stores data on the termination of TIR operation at Customs	ExG	26-27 October	Used in



<i>Req. #</i>	<i>Statement</i>	<i>Source</i>	<i>Date</i>	<i>Status</i>
	offices of destination as transmitted by Customs authorities.	Geneva	2004	1.2.1
33	The TIR procedure as laid down in the TIR Convention.	ExG Geneva	26-27 October 2004	Used in 1.2.1
34	All through the TIR transport, national Customs authorities need the information in the TIR Carnet to feed their national systems.	ExG Geneva	26-27 October 2004	Used in 1.2.1
35	All through the TIR transport, national Customs authorities need data from their national systems to feed the TIR Carnet.	ExG Geneva	26-27 October 2004	Used in 1.2.1

## Annex II

### TIR glossary

The TIR glossary captures any terms and acronyms the reader might need to understand about the TIR procedure domain. The glossary is maintained in a running list by the secretariat throughout the requirements gathering/modelling process. This document is used to define terminology associated with TIR procedure business process modelling as well as terminology specific to it, explaining terms (or groups of terms from a sub-business domain) that may be unfamiliar to the reader of the use-case descriptions or other project documents. Often, this document can be used as an informal data dictionary, capturing data definitions so that use-case descriptions and other project documents can focus on what the system shall do with the information. Reference may be made to external documents that give such details.

<i>Term</i>	<i>Definition</i>	<i>Source</i>	<i>Date</i>
Advance cargo information	Information provided to the competent Customs authorities within the prescribed deadlines and in the prescribed form and manner of the intention of the holder to place goods under the TIR procedure or pursue a TIR transport.	ECE/TRANS /WP.30/GE.1 /2010/2	GE,1 8-9 March 2010
Consignee	Person receiving goods	ExG Warsaw	ExG 28-29 June 2004
Consignor	Person consigning goods on behalf of the TIR Carnet holder	ExG Warsaw	ExG 28-29 June 2004
Container	An article of transport equipment (liftvan, movable tank or similar structure): <ol style="list-style-type: none"> <li>1. fully or partially enclosed to constitute a compartment intended for containing goods;</li> <li>2. of a permanent character and accordingly strong enough to be suitable for repeated use;</li> <li>3. specially designed to facilitate the transport of goods by one or more modes of transport without intermediate unloading;</li> <li>4. designed for ready handling, particularly when being transferred from one mode of transport to another;</li> <li>5. designed to be easy to fill and to empty, and</li> <li>6. having an internal volume of one cubicle metre or more</li> </ol>	Art. 1 (j)	ExG 28-29 June 2004

<i>Term</i>	<i>Definition</i>	<i>Source</i>	<i>Date</i>
Customs office	Any Customs office of a Contracting Party approved for accomplishing TIR operations	Art. 45	ExG 28-29 June 2004
Customs office of departure	Any Customs office of a Contracting Party where the TIR transport of a load or part load of goods begins	Art. 1 (k)	ExG 28-29 June 2004
Customs office of destination	Any Customs office of a Contracting Party where the TIR transport of a load or part load of goods ends	Art. 1 (l)	ExG 28-29 June 2004
Declaration	Act whereby the holder, or his representative, indicates in the prescribed form and manner a wish to place goods under the TIR procedure	ECE/TRANS /WP.30/GE.1 /2010/2	GE,1 8-9 March 2010
Discharge of a TIR operation	The recognition by Customs authorities that the TIR operation has been terminated correctly in a Contracting Party. This is established by the Customs authorities on the basis of a comparison of the data or information available at the Customs office of destination or exit (en route) and that available at the Customs office of departure or entry (en route)	Art. 1 (e)	ExG 26-27 October 2004
Driver	Natural person operating the means of transport on behalf of the TIR Carnet holder	ExG Warsaw	ExG 28-29 June 2004
Forwarder	Person performing services (such as receiving, transshipping or delivering), designed to assure and facilitate the passage of goods to their destination on behalf of the TIR Carnet holder	ExG Warsaw	ExG 28-29 June 2004
Good	Commodity, merchandise	Webster	ExG 28-29 June 2004
Good Manifest Line Item	Goods Manifest Line Item expresses the way goods are described and listed in the TIR carnet according to the points B.10.a), d), e) of the "Rules regarding the use of the TIR carnet". Specifically, these rules state that goods must be clearly separated by the combination of vehicle or container, Customs office of departure and the intended customs office of destination.	ExG	ExG 26-27 May 2005

<i>Term</i>	<i>Definition</i>	<i>Source</i>	<i>Date</i>
Guarantee chain (International guarantee system)	System covering the liabilities of national associations, authorized to act as surety for TIR Carnets issued by them as well as for liabilities incurred by them in connection with operations under cover of TIR Carnets issued by foreign associations affiliated to the same international organization as that to which they are themselves affiliated	ExG Warsaw	ExG 28-29 June 2004
Guaranteeing Association	An association approved by the Customs authorities of a Contracting Party to act as surety for persons using the TIR procedure	Art. 1 (q)	ExG 28-29 June 2004
Heavy or bulky goods	Any heavy or bulky object which because of its weight, size or nature is not normally carried in a closed road vehicle or closed container	Art. 1 (p)	ExG 26-27 October 2004
Import or export duties and taxes	Customs duties and all other duties, taxes, fees and other charges which are collected on, or in connection with, the import or export of goods, but not including fees and charges limited in amount to the approximate cost of services rendered	Art. 1 (f)	ExG 26-27 October 2004
International Organization	International organization, which is authorized by the TIR Administrative Committee, as referred to in Annex 8, Article 10 (b) to take on responsibility for the effective organization and functioning of an international guarantee system provided that it accepts this responsibility, as referred to in Article 6, paragraph 2	Art. 6.2 bis Annex 8, Art. 10 (b)	ExG 28-29 June 2004
Issuing Association	An association approved by the Customs authorities of a Contracting Party to issue TIR Carnets	Secretariat	ExG 28-29 June 2004
Load compartment	Compartment intended for containing goods	Secretariat	ExG 28-29 June 2004
National Association	An association approved by the Customs authorities of a Contracting Party to issue TIR Carnets and to act as surety for persons using the TIR procedure	Secretariat	ExG 28-29 June 2004
Person	Both natural and legal persons	Art. 1 (n)	ExG 26-27 October 2004
Road Vehicle	Not only any power-driven road vehicle but also any trailer or semi-trailer designed to be coupled thereto	Art. 1 (g)	ExG 28-29 June 2004

<i>Term</i>	<i>Definition</i>	<i>Source</i>	<i>Date</i>
Sealed loading unit	Any part of a container or load compartment suited for sealing under the conditions stipulated by the TIR Convention	Secretariat	ExG 28-29 June 2004
Start of a TIR operation	The road vehicle, the combination of vehicles or the container have been presented for purposes of control to the Customs office of departure or entry (en route) together with the load and the TIR Carnet relating thereto and the TIR Carnet has been accepted by the Customs office	Art. 1 (c)	ExG 26-27 October 2004
Termination of a TIR operation	The road vehicle, the combination of vehicles or the container have been presented for purposes of control to the Customs office of destination or of exit (en route) together with the load and the TIRE Carnet relating thereto.	Art. 1 (d)	ExG 26-27 October 2004
TIR Carnet holder	The person to whom a TIR Carnet has been issued in accordance with the relevant provisions of the TIR Convention and on whose behalf a Customs declaration has been made in the form of a TIR Carnet indicating a wish to place goods under the TIR procedure at the Customs office of departure. He shall be responsible for the presentation of the road vehicle, combination of vehicles or the container together with the load and the TIR Carnet relating thereto at the Customs office of departure, the Customs office en route and the Customs office of destination and for due observance of the other relevant provisions of the TIR Convention.	Art. 1 (o)	ExG 28-29 June 2004
TIR operation	The part of a TIR transport that is carried out in a Contracting Party from a Customs office of departure or entry (en route) to a Customs office of destination (en route)	Art. 1 (b)	ExG 28-29 June 2004
TIR transport	The transport of goods from a Customs office of departure to a Customs office of destination under the procedure, called the TIR procedure, laid down in the TIR Convention	Art. 1 (a)	ExG 28-29 June 2004
Transport operator	Person actually transporting the goods or in charge of or responsible for the operation of the means of transport on behalf of the TIR Carnet holder	ExG Warsaw	ExG 28-29 June 2004

## Annex III

### Current TIR Carnet data elements records

This annex contains the results of the survey on current TIR Carnet elements, which had been held by the secretariat among participants of the Expert Group in the course of 2002. In the survey, participants had been requested to supply information on each individual data element contained in the paper TIR Carnet.

This Annex presents the amended records, as discussed by and presented to the Expert Group at its second session in Prague. To understand the records correctly, certain premises should be taken into account:

- a) each actor, writing a specific piece of information, is assumed to read it as well;
- b) each actor, writing a specific piece of information, is assumed to validate it as well; in addition, the same information may also be validated by another actor;
- c) updating of information refers to the act of changing data as a result of a certain action or event occurring; after updating, the updated data will have to be validated<sup>1</sup> (ExG/COMP/2002/10, para. 14 and Annex 4).

---

<sup>1</sup> In the course of the session, the issue of distinction between correcting and updating of data was raised, because in the current situation, where the TIR Carnet is filled-in by hand, it may not seem relevant to distinguish between the two actions. In an electronic environment, however, it is important to introduce such distinction because these two actions may take place at different times, which may require or lead to different procedures. Within the context of the data records of Annex 3, updating does NOT include corrections.

General Information							
N°	UNTDED No.	Field name					
1		International organization name					
Description and remarks							
Paper Carnet							
				Cover	Voucher 1	Voucher 2	Return slip
Is displayed				X	X	X	
in Box No :					3	3	
				Voucher NFCU	Counterfoil 1	Counterfoil 2	
Is displayed				X			
in Box No :				3			
Properties							
Data type				Data size *	Coding		
Text				50			
Conditions							
Convention							
References (other than Annex 1)							
Authorisations							
				Write	Update	Validate	Read
International organization				X		X	X
Issuing Association							X
Guaranteeing Association							X
Holder							X
- Forwarder <sup>1</sup>							X
- Driver <sup>2</sup>							X
- Consignor <sup>1</sup>							X
First Customs office of departure							X
Intermediate Customs office of departure							X
Customs office of entry (en route)							X
Customs office of exit (en route)							X
C. or other control authorities along the way							X
Intermediate Customs office of destination							X
Final Customs office of destination							X
- Consignee <sup>3</sup>							X
Central Customs office							X
* Size is: in characters for text, in digits for integers, in digits before / after the comma for reals.							
<sup>1</sup> agent on behalf of the holder							
<sup>2</sup> on behalf of the holder							
<sup>3</sup> on behalf of the final Customs office of destination (under consideration by WP.30)							

General Information						
N° <b>3</b>	UNTDDED No.		Field name <b>Association name</b>			
Description and remarks						
Name of association which has issued the TIR Carnet						
Paper Carnet						
			Cover	Voucher 1	Voucher 2	Return slip
Is displayed			<b>x</b>			
in Box No :			<b>2</b>			
			Voucher NFCU	Counterfoil 1	Counterfoil 2	
Is displayed						
in Box No :						
<b>Properties</b>						
Data type			Data size *	Coding		
Text			100			
Conditions						
<b>Convention</b>						
References (other than Annex 1)						
Art. 6, Annex 9						
<b>Authorisations</b>						
			Write	Update	Validate	Read
International organization			<b>x</b>			
Issuing Association			<b>x</b>		<b>x</b>	<b>x</b>
Guaranteeing Association						<b>x</b>
Holder						<b>x</b>
- Forwarder <sup>1</sup>						<b>x</b>
- Driver <sup>2</sup>						<b>x</b>
- Consignor <sup>1</sup>						<b>x</b>
First Customs office of departure						<b>x</b>
Intermediate Customs office of departure						<b>x</b>
Customs office of entry (en route)						<b>x</b>
Customs office of exit (en route)						<b>x</b>
C. or other control authorities along the way						<b>x</b>
Intermediate Customs office of destination						<b>x</b>
Final Customs office of destination						<b>x</b>
- Consignee <sup>3</sup>						<b>x</b>
Central Customs office						<b>x</b>
* Size is: in characters for text, in digits for integers, in digits before / after the comma for reals.						
<sup>1</sup> agent on behalf of the holder						
<sup>2</sup> on behalf of the holder						
<sup>3</sup> on behalf of the final Customs office of destination (under consideration by WP.30)						



General Information							
N°	UNTDDED No.	Field name					
6	3340	Holder name					
Description and remarks							
Name of holder of the TIR Carnet							
Paper Carnet							
			Cover	Voucher 1	Voucher 2	Return slip	
Is displayed			X	X	X		
in Box No :			3	4	4		
			Voucher NFCU	Counterfoil 1	Counterfoil 2		
Is displayed			X				
in Box No :			4				
Properties							
Data type			Data size *	Coding			
Text			100				
Conditions							
Convention							
References (other than Annex 1)							
Authorisations							
			Write	Update	Validate	Read	
International organization						X	
Issuing Association			X		X	X	
Guaranteeing Association						X	
Holder			X		X	X	
- Forwarder <sup>1</sup>						X	
- Driver <sup>2</sup>						X	
- Consignor <sup>1</sup>						X	
First Customs office of departure						X	
Intermediate Customs office of departure						X	
Customs office of entry (en route)						X	
Customs office of exit (en route)						X	
C. or other control authorities along the way						X	
Intermediate Customs office of destination						X	
Final Customs office of destination						X	
- Consignee <sup>3</sup>						X	
Central Customs office						X	
* Size is: in characters for text, in digits for integers, in digits before / after the comma for reals.							
<sup>1</sup> agent on behalf of the holder							
<sup>2</sup> on behalf of the holder							
<sup>3</sup> on behalf of the final Customs office of destination (under consideration by WP.30)							

General Information							
N°	UNTDDED No.	Field name					
7	3340	Holder address					
Description and remarks							
Address of holder of the TIR Carnet							
Paper Carnet							
			Cover	Voucher 1	Voucher 2	Return slip	
Is displayed			X	X	X		
in Box No :			3	4	4		
			Voucher NFCU	Counterfoil 1	Counterfoil 2		
Is displayed			X				
in Box No :			4				
Properties							
Data type			Data size *		Coding		
Text			255				
Conditions							
Convention							
References (other than Annex 1)							
Authorisations							
			Write	Update	Validate	Read	
International organization						X	
Issuing Association			X		X	X	
Guaranteeing Association						X	
Holder			X		X	X	
- Forwarder <sup>1</sup>						X	
- Driver <sup>2</sup>						X	
- Consignor <sup>1</sup>						X	
First Customs office of departure						X	
Intermediate Customs office of departure						X	
Customs office of entry (en route)						X	
Customs office of exit (en route)						X	
C. or other control authorities along the way						X	
Intermediate Customs office of destination						X	
Final Customs office of destination						X	
- Consignee <sup>3</sup>						X	
Central Customs office						X	
* Size is: in characters for text, in digits for integers, in digits before / after the comma for reals.							
<sup>1</sup> agent on behalf of the holder							
<sup>2</sup> on behalf of the holder							
<sup>3</sup> on behalf of the final Customs office of destination (under consideration by WP.30)							

General Information							
N°	UNTDDED No.	Field name					
8	3340	Holder country					
Description and remarks							
Country of holder of the TIR Carnet							
Paper Carnet							
			Cover	Voucher 1	Voucher 2	Return slip	
Is displayed			X	X	X		
in Box No :			3	4	4		
			Voucher NFCU	Counterfoil 1	Counterfoil 2		
Is displayed			X				
in Box No :			4				
Properties							
Data type	Data size *	Coding					
Text	60	ISO3					
Conditions							
Convention							
References (other than Annex 1)							
Authorisations							
			Write	Update	Validate	Read	
International organization						X	
Issuing Association			X		X	X	
Guaranteeing Association						X	
Holder			X		X	X	
- Forwarder <sup>1</sup>						X	
- Driver <sup>2</sup>						X	
- Consignor <sup>1</sup>						X	
First Customs office of departure						X	
Intermediate Customs office of departure						X	
Customs office of entry (en route)						X	
Customs office of exit (en route)						X	
C. or other control authorities along the way						X	
Intermediate Customs office of destination						X	
Final Customs office of destination						X	
- Consignee <sup>3</sup>						X	
Central Customs office						X	
* Size is: in characters for text, in digits for integers, in digits before / after the comma for reals.							
<sup>1</sup> agent on behalf of the holder							
<sup>2</sup> on behalf of the holder							
<sup>3</sup> on behalf of the final Customs office of destination (under consideration by WP.30)							

General Information							
N°	UNTDDED No.		Field name				
<b>9</b>			<b>Holder ID Number</b>				
Description and remarks							
ID number for TIR Carnet holders being persons which have been authorized to utilize TIR Carnets							
Paper Carnet							
			Cover	Voucher 1	Voucher 2	Return slip	
Is displayed			<b>x</b>	<b>x</b>	<b>x</b>		
in Box No :			<b>3</b>	<b>4</b>	<b>4</b>		
			Voucher NFCU	Counterfoil 1	Counterfoil 2		
Is displayed			<b>x</b>				
in Box No :			<b>4</b>				
<b>Properties</b>							
Data type			Data size *	Coding			
Text			16				
Conditions							
<b>Convention</b>							
References (other than Annex 1)							
Recommendation 20 Oct. 2000							
<b>Authorisations</b>							
			Write	Update	Validate	Read	
International organization						<b>x</b>	
Issuing Association			<b>x</b>		<b>x</b>	<b>x</b>	
Guaranteeing Association						<b>x</b>	
Holder			<b>x</b>		<b>x</b>	<b>x</b>	
- Forwarder <sup>1</sup>						<b>x</b>	
- Driver <sup>2</sup>						<b>x</b>	
- Consignor <sup>1</sup>						<b>x</b>	
First Customs office of departure						<b>x</b>	
Intermediate Customs office of departure						<b>x</b>	
Customs office of entry (en route)						<b>x</b>	
Customs office of exit (en route)						<b>x</b>	
C. or other control authorities along the way						<b>x</b>	
Intermediate Customs office of destination						<b>x</b>	
Final Customs office of destination						<b>x</b>	
- Consignee <sup>3</sup>						<b>x</b>	
Central Customs office						<b>x</b>	
* Size is: in characters for text, in digits for integers, in digits before / after the comma for reals.							
<sup>1</sup> agent on behalf of the holder							
<sup>2</sup> on behalf of the holder							
<sup>3</sup> on behalf of the final Customs office of destination (under consideration by WP.30)							

General Information							
N°	UNTDDED No.	Field name					
<b>10</b>		<b>TIR Carnet reference number</b>					
Description and remarks							
10 digit alpha-numeric code							
Paper Carnet							
				Cover	Voucher 1	Voucher 2	Return slip
Is displayed				<b>X</b>	<b>X</b>	<b>X</b>	<b>X</b>
in Box No :							
				Voucher NFCU	Counterfoil 1	Counterfoil 2	
Is displayed				<b>X</b>	<b>X</b>	<b>X</b>	
in Box No :							
<b>Properties</b>							
Data type				Data size *	Coding		
Text				10			
Conditions							
<b>Convention</b>							
References (other than Annex 1)							
<b>Authorisations</b>							
				Write	Update	Validate	Read
International organization				<b>X</b>		<b>X</b>	<b>X</b>
Issuing Association							<b>X</b>
Guaranteeing Association							<b>X</b>
Holder							<b>X</b>
- Forwarder <sup>1</sup>							<b>X</b>
- Driver <sup>2</sup>							<b>X</b>
- Consignor <sup>1</sup>							<b>X</b>
First Customs office of departure							<b>X</b>
Intermediate Customs office of departure							<b>X</b>
Customs office of entry (en route)							<b>X</b>
Customs office of exit (en route)							<b>X</b>
C. or other control authorities along the way							<b>X</b>
Intermediate Customs office of destination							<b>X</b>
Final Customs office of destination							<b>X</b>
- Consignee <sup>3</sup>							<b>X</b>
Central Customs office							<b>X</b>
* Size is: in characters for text, in digits for integers, in digits before / after the comma for reals.							
<sup>1</sup> agent on behalf of the holder							
<sup>2</sup> on behalf of the holder							
<sup>3</sup> on behalf of the final Customs office of destination (under consideration by WP.30)							

General Information							
N°	UNTDDED No.		Field name				
<b>11</b>			<b>Validity</b>				
Description and remarks							
Final date up to which a TIR Carnet can legally be accepted by Customs							
Paper Carnet							
			Cover	Voucher 1	Voucher 2	Return slip	
Is displayed			<b>x</b>				
in Box No :			1				
			Voucher NFCU	Counterfoil 1	Counterfoil 2		
Is displayed							
in Box No :							
<b>Properties</b>							
Data type			Data size *	Coding			
Date							
Conditions							
<b>Convention</b>							
References (other than Annex 1)							
Art. 9,1							
<b>Authorisations</b>							
			Write	Update	Validate	Read	
International organization						<b>x</b>	
Issuing Association			<b>x</b>		<b>x</b>	<b>x</b>	
Guaranteeing Association						<b>x</b>	
Holder						<b>x</b>	
- Forwarder <sup>1</sup>						<b>x</b>	
- Driver <sup>2</sup>						<b>x</b>	
- Consignor <sup>1</sup>						<b>x</b>	
First Customs office of departure						<b>x</b>	
Intermediate Customs office of departure						<b>x</b>	
Customs office of entry (en route)						<b>x</b>	
Customs office of exit (en route)						<b>x</b>	
C. or other control authorities along the way						<b>x</b>	
Intermediate Customs office of destination						<b>x</b>	
Final Customs office of destination						<b>x</b>	
- Consignee <sup>3</sup>						<b>x</b>	
Central Customs office						<b>x</b>	
* Size is: in characters for text, in digits for integers, in digits before / after the comma for reals.							
<sup>1</sup> agent on behalf of the holder							
<sup>2</sup> on behalf of the holder							
<sup>3</sup> on behalf of the final Customs office of destination (under consideration by WP.30)							

<b>General Information</b>							
N°	UNTDDED No.	Field name					
<b>12</b>		<b>Country of departure</b>					
Description and remarks							
Country (max 3 countries) where goods are loaded							
Paper Carnet							
				Cover	Voucher 1	Voucher 2	Return slip
Is displayed				<b>x</b>	<b>x</b>	<b>x</b>	
in Box No :				6	5	5	
				Voucher NFCU	Counterfoil 1	Counterfoil 2	
Is displayed				<b>x</b>			
in Box No :				5			
<b>Properties</b>							
Data type				Data size *	Coding		
Text				60			
Conditions							
Countries of departure and destination must not exceed 4							
<b>Convention</b>							
References (other than Annex 1)							
Art. 18							
<b>Authorisations</b>							
				Write	Update	Validate	Read
International organization							<b>x</b>
Issuing Association							<b>x</b>
Guaranteeing Association							<b>x</b>
Holder				<b>x</b>	<b>x</b>	<b>x</b>	<b>x</b>
- Forwarder <sup>1</sup>				<b>x</b>	<b>x</b>	<b>x</b>	<b>x</b>
- Driver <sup>2</sup>				<b>x</b>	<b>x</b>	<b>x</b>	<b>x</b>
- Consignor <sup>1</sup>				<b>x</b>	<b>x</b>	<b>x</b>	<b>x</b>
First Customs office of departure						<b>x</b>	<b>x</b>
Intermediate Customs office of departure						<b>x</b>	<b>x</b>
Customs office of entry (en route)							<b>x</b>
Customs office of exit (en route)							<b>x</b>
C. or other control authorities along the way							<b>x</b>
Intermediate Customs office of destination							<b>x</b>
Final Customs office of destination							<b>x</b>
- Consignee <sup>3</sup>							<b>x</b>
Central Customs office							<b>x</b>
* Size is: in characters for text, in digits for integers, in digits before / after the comma for reals.							
<sup>1</sup> agent on behalf of the holder							
<sup>2</sup> on behalf of the holder							
<sup>3</sup> on behalf of the final Customs office of destination (under consideration by WP.30)							

General Information							
N°	UNTDDED No.	Field name					
13	3216	Country of destination					
Description and remarks							
Country (max 3 countries) where goods are unloaded							
Paper Carnet							
			Cover	Voucher 1	Voucher 2	Return slip	
Is displayed			X	X	X		
in Box No :			7	6	6		
			Voucher NFCU	Counterfoil 1	Counterfoil 2		
Is displayed			X				
in Box No :			6				
Properties							
Data type			Data size *	Coding			
Text			60				
Conditions							
Countries of departure and destination must not exceed 4							
Convention							
References (other than Annex 1)							
Art. 18							
Authorisations							
			Write	Update	Validate	Read	
International organization						X	
Issuing Association						X	
Guaranteeing Association						X	
Holder			X	X	X	X	
- Forwarder <sup>1</sup>			X	X	X	X	
- Driver <sup>2</sup>			X	X	X	X	
- Consignor <sup>1</sup>			X	X	X	X	
First Customs office of departure					X	X	
Intermediate Customs office of departure					X	X	
Customs office of entry (en route)					X	X	
Customs office of exit (en route)					X	X	
C. or other control authorities along the way				X	X	X	
Intermediate Customs office of destination					X	X	
Final Customs office of destination						X	
- Consignee <sup>3</sup>						X	
Central Customs office						X	
* Size is: in characters for text, in digits for integers, in digits before / after the comma for reals.							
<sup>1</sup> agent on behalf of the holder							
<sup>2</sup> on behalf of the holder							
<sup>3</sup> on behalf of the final Customs office of destination (under consideration by WP.30)							



General Information							
N°	UNTDDED No.	Field name					
14	8162	Vehicle registration					
Description and remarks							
Registration number of the vehicle							
Paper Carnet							
			Cover	Voucher 1	Voucher 2	Return slip	
Is displayed			X	X	X		
in Box No :			8	7	7		
			Voucher NFCU	Counterfoil 1	Counterfoil 2		
Is displayed			X				
in Box No :			7				
<b>Properties</b>							
Data type			Data size *	Coding			
Text			20				
Conditions							
*In case of transport by containers							
<b>Convention</b>							
References (other than Annex 1)							
<b>Authorisations</b>							
			Write	Update	Validate	Read	
International organization						X	
Issuing Association						X	
Guaranteeing Association						X	
Holder			X	X	X	X	
- Forwarder <sup>1</sup>			X	X	X	X	
- Driver <sup>2</sup>			X	X	X	X	
- Consignor <sup>1</sup>			X	X	X	X	
First Customs office of departure				X	X	X	
Intermediate Customs office of departure				X	X	X	
Customs office of entry (en route)						X	
Customs office of exit (en route)						X	
C. or other control authorities along the way				X	X	X	
Intermediate Customs office of destination						X	
Final Customs office of destination						X	
- Consignee <sup>3</sup>						X	
Central Customs office						X	
* Size is: in characters for text, in digits for integers, in digits before / after the comma for reals.							
<sup>1</sup> agent on behalf of the holder							
<sup>2</sup> on behalf of the holder							
<sup>3</sup> on behalf of the final Customs office of destination (under consideration by WP.30)							

<b>General Information</b>							
N°	UNTDDED No.	Field name					
<b>15</b>		<b>Certificate of approval No</b>					
Description and remarks							
Number of the vehicle's certificate of approval							
Paper Carnet							
				Cover	Voucher 1	Voucher 2	Return slip
Is displayed				<b>x</b>			
in Box No :				9			
				Voucher NFCU	Counterfoil 1	Counterfoil 2	
Is displayed							
in Box No :							
<b>Properties</b>							
Data type				Data size *	Coding		
Text				50			
Conditions							
Mandatory if not heavy and bulky goods or transport in containers							
<b>Convention</b>							
References (other than Annex 1)							
Art. 14							
<b>Authorisations</b>							
				Write	Update	Validate	Read
International organization							<b>x</b>
Issuing Association							<b>x</b>
Guaranteeing Association							<b>x</b>
Holder				<b>x</b>	<b>x</b>	<b>x</b>	<b>x</b>
- Forwarder <sup>1</sup>				<b>x</b>	<b>x</b>	<b>x</b>	<b>x</b>
- Driver <sup>2</sup>				<b>x</b>	<b>x</b>	<b>x</b>	<b>x</b>
- Consignor <sup>1</sup>				<b>x</b>	<b>x</b>	<b>x</b>	<b>x</b>
First Customs office of departure					<b>x</b>	<b>x</b>	<b>x</b>
Intermediate Customs office of departure					<b>x</b>	<b>x</b>	<b>x</b>
Customs office of entry (en route)							<b>x</b>
Customs office of exit (en route)							<b>x</b>
C. or other control authorities along the way					<b>x</b>	<b>x</b>	<b>x</b>
Intermediate Customs office of destination							<b>x</b>
Final Customs office of destination							<b>x</b>
- Consignee <sup>3</sup>							<b>x</b>
Central Customs office							<b>x</b>
* Size is: in characters for text, in digits for integers, in digits before / after the comma for reals.							
<sup>1</sup> agent on behalf of the holder							
<sup>2</sup> on behalf of the holder							
<sup>3</sup> on behalf of the final Customs office of destination (under consideration by WP.30)							

<b>General Information</b>							
N°	UNTDDED No.	Field name					
<b>16</b>		<b>Certificate of approval Date</b>					
Description and remarks							
Date of the vehicle's certificate of approval							
Paper Carnet							
				Cover	Voucher 1	Voucher 2	Return slip
Is displayed				<b>x</b>			
in Box No :				9			
				Voucher NFCU	Counterfoil 1	Counterfoil 2	
Is displayed					<b>x</b>		
in Box No :							
<b>Properties</b>							
Data type				Data size *	Coding		
Date							
Conditions							
Mandatory if not heavy and busky goods or transport in containers							
<b>Convention</b>							
References (other than Annex 1)							
Art. 14							
<b>Authorisations</b>							
				Write	Update	Validate	Read
International organization							<b>x</b>
Issuing Association							<b>x</b>
Guaranteeing Association							<b>x</b>
Holder				<b>x</b>	<b>x</b>	<b>x</b>	<b>x</b>
- Forwarder <sup>1</sup>				<b>x</b>	<b>x</b>	<b>x</b>	<b>x</b>
- Driver <sup>2</sup>				<b>x</b>	<b>x</b>	<b>x</b>	<b>x</b>
- Consignor <sup>1</sup>				<b>x</b>	<b>x</b>	<b>x</b>	<b>x</b>
First Customs office of departure					<b>x</b>	<b>x</b>	<b>x</b>
Intermediate Customs office of departure					<b>x</b>	<b>x</b>	<b>x</b>
Customs office of entry (en route)							<b>x</b>
Customs office of exit (en route)							<b>x</b>
C. or other control authorities along the way					<b>x</b>	<b>x</b>	<b>x</b>
Intermediate Customs office of destination							<b>x</b>
Final Customs office of destination							<b>x</b>
- Consignee <sup>3</sup>							<b>x</b>
Central Customs office							<b>x</b>
* Size is: in characters for text, in digits for integers, in digits before / after the comma for reals.							
<sup>1</sup> agent on behalf of the holder							
<sup>2</sup> on behalf of the holder							
<sup>3</sup> on behalf of the final Customs office of destination (under consideration by WP.30)							
ExG/COMP/2002/10							

General Information							
N°	UNTDDED No.	Field name					
17	1492	Identification number of container					
Description and remarks							
Paper Carnet							
			Cover	Voucher 1	Voucher 2	Return slip	
Is displayed			X				
in Box No :			10				
			Voucher NFCU	Counterfoil 1	Counterfoil 2		
Is displayed							
in Box No :							
Properties							
Data type			Data size *	Coding			
Text			50	BIC-CODE			
Conditions							
*Mandatory if transport is made in containers approved for transport under Customs seals							
Convention							
References (other than Annex 1)							
Authorisations							
			Write	Update	Validate	Read	
International organization						X	
Issuing Association						X	
Guaranteeing Association						X	
Holder			X	X	X	X	
- Forwarder <sup>1</sup>			X	X	X	X	
- Driver <sup>2</sup>			X	X	X	X	
- Consignor <sup>1</sup>			X	X	X	X	
First Customs office of departure				X	X	X	
Intermediate Customs office of departure				X	X	X	
Customs office of entry (en route)						X	
Customs office of exit (en route)						X	
C. or other control authorities along the way				X	X	X	
Intermediate Customs office of destination						X	
Final Customs office of destination						X	
- Consignee <sup>3</sup>						X	
Central Customs office						X	
* Size is: in characters for text, in digits for integers, in digits before / after the comma for reals.							
<sup>1</sup> agent on behalf of the holder							
<sup>2</sup> on behalf of the holder							
<sup>3</sup> on behalf of the final Customs office of destination (under consideration by WP.30)							

General Information							
N°	UNTDDED No.		Field name				
<b>18</b>			<b>Various observations</b>				
Description and remarks							
Paper Carnet							
			Cover	Voucher 1	Voucher 2	Return slip	
Is displayed			<b>X</b>				
in Box No :			11				
			Voucher NFCU	Counterfoil 1	Counterfoil 2		
Is displayed							
in Box No :							
<b>Properties</b>							
Data type			Data size *	Coding			
Text			255				
Conditions							
<b>Convention</b>							
References (other than Annex 1)							
<b>Authorisations</b>							
			Write	Update	Validate	Read	
International organization						<b>X</b>	
Issuing Association			<b>X</b>	<b>X</b>	<b>X</b>	<b>X</b>	
Guaranteeing Association						<b>X</b>	
Holder			<b>X</b>	<b>X</b>	<b>X</b>	<b>X</b>	
- Forwarder <sup>1</sup>			<b>X</b>	<b>X</b>	<b>X</b>	<b>X</b>	
- Driver <sup>2</sup>			<b>X</b>	<b>X</b>	<b>X</b>	<b>X</b>	
- Consignor <sup>1</sup>			<b>X</b>	<b>X</b>	<b>X</b>	<b>X</b>	
First Customs office of departure						<b>X</b>	
Intermediate Customs office of departure						<b>X</b>	
Customs office of entry (en route)						<b>X</b>	
Customs office of exit (en route)						<b>X</b>	
C. or other control authorities along the way						<b>X</b>	
Intermediate Customs office of destination						<b>X</b>	
Final Customs office of destination						<b>X</b>	
- Consignee <sup>3</sup>						<b>X</b>	
Central Customs office						<b>X</b>	
* Size is: in characters for text, in digits for integers, in digits before / after the comma for reals.							
<sup>1</sup> agent on behalf of the holder							
<sup>2</sup> on behalf of the holder							
<sup>3</sup> on behalf of the final Customs office of destination (under consideration by WP.30)							

General Information							
N°	UNTDED No.		Field name				
<b>19</b>			<b>Customs office of destination</b>				
Description and remarks							
Paper Carnet							
			Cover	Voucher 1	Voucher 2	Return slip	
Is displayed				<b>X</b>	<b>X</b>		
in Box No :				12	12		
			Voucher NFCU	Counterfoil 1	Counterfoil 2		
Is displayed			<b>X</b>				
in Box No :			12				
Properties							
Data type			Data size *	Coding			
Text			100				
Conditions							
Convention							
References (other than Annex 1)							
Authorisations							
			Write	Update	Validate	Read	
International organization						<b>X</b>	
Issuing Association						<b>X</b>	
Guaranteeing Association						<b>X</b>	
Holder			<b>X</b>	<b>X</b>	<b>X</b>	<b>X</b>	
- Forwarder <sup>1</sup>			<b>X</b>	<b>X</b>	<b>X</b>	<b>X</b>	
- Driver <sup>2</sup>			<b>X</b>	<b>X</b>	<b>X</b>	<b>X</b>	
- Consignor <sup>1</sup>			<b>X</b>	<b>X</b>	<b>X</b>	<b>X</b>	
First Customs office of departure					<b>X</b>	<b>X</b>	
Intermediate Customs office of departure					<b>X</b>	<b>X</b>	
Customs office of entry (en route)					<b>X</b>	<b>X</b>	
Customs office of exit (en route)					<b>X</b>	<b>X</b>	
C. or other control authorities along the way				<b>X</b>	<b>X</b>	<b>X</b>	
Intermediate Customs office of destination						<b>X</b>	
Final Customs office of destination						<b>X</b>	
- Consignee <sup>3</sup>							
Central Customs office						<b>X</b>	
* Size is: in characters for text, in digits for integers, in digits before / after the comma for reals.							
<sup>1</sup> agent on behalf of the holder							
<sup>2</sup> on behalf of the holder							
<sup>3</sup> on behalf of the final Customs office of destination (under consideration by WP.30)							

General Information							
N°	UNTDDED No.	Field name					
<b>20</b>		<b>Customs office of departure</b>					
Description and remarks							
Up to max. 3 offices of departure							
Paper Carnet							
			Cover	Voucher 1	Voucher 2	Return slip	
Is displayed				<b>x</b>	<b>x</b>		
in Box No :				2	2		
			Voucher NFCU	Counterfoil 1	Counterfoil 2		
Is displayed			<b>x</b>				
in Box No :			2				
<b>Properties</b>							
Data type			Data size *	Coding			
Text			100				
Conditions							
<b>Convention</b>							
References (other than Annex 1)							
Art. 18							
<b>Authorisations</b>							
			Write	Update	Validate	Read	
International organization						<b>x</b>	
Issuing Association						<b>x</b>	
Guaranteeing Association						<b>x</b>	
Holder			<b>x</b>	<b>x</b>	<b>x</b>	<b>x</b>	
- Forwarder <sup>1</sup>			<b>x</b>	<b>x</b>	<b>x</b>	<b>x</b>	
- Driver <sup>2</sup>			<b>x</b>	<b>x</b>	<b>x</b>	<b>x</b>	
- Consignor <sup>1</sup>			<b>x</b>	<b>x</b>	<b>x</b>	<b>x</b>	
First Customs office of departure					<b>x</b>	<b>x</b>	
Intermediate Customs office of departure					<b>x</b>	<b>x</b>	
Customs office of entry (en route)				<b>x</b>	<b>x</b>	<b>x</b>	
Customs office of exit (en route)				<b>x</b>	<b>x</b>	<b>x</b>	
C. or other control authorities along the way						<b>x</b>	
Intermediate Customs office of destination						<b>x</b>	
Final Customs office of destination						<b>x</b>	
- Consignee <sup>3</sup>						<b>x</b>	
Central Customs office						<b>x</b>	
* Size is: in characters for text, in digits for integers, in digits before / after the comma for reals.							
<sup>1</sup> agent on behalf of the holder							
<sup>2</sup> on behalf of the holder							
<sup>3</sup> on behalf of the final Customs office of destination (under consideration by WP.30)							

General Information							
N°	UNTDDED No.	Field name					
21		Documents attached to the manifest					
Description and remarks							
Paper Carnet							
			Cover	Voucher 1	Voucher 2	Return slip	
Is displayed				X	X		
in Box No :				8	8		
			Voucher NFCU	Counterfoil 1	Counterfoil 2		
Is displayed			X				
in Box No :			8				
Properties							
Data type			Data size *	Coding			
Text			255	UNDOCS			
Conditions							
Convention							
References (other than Annex 1)							
Art. 19							
Authorisations							
			Write	Update	Validate	Read	
International organization						X	
Issuing Association						X	
Guaranteeing Association						X	
Holder			X	X	X	X	
- Forwarder <sup>1</sup>			X	X	X	X	
- Driver <sup>2</sup>			X	X	X	X	
- Consignor <sup>1</sup>			X	X	X	X	
First Customs office of departure			X		X	X	
Intermediate Customs office of departure			X		X	X	
Customs office of entry (en route)				X	X	X	
Customs office of exit (en route)				X	X	X	
C. or other control authorities along the way				X	X	X	
Intermediate Customs office of destination						X	
Final Customs office of destination						X	
- Consignee <sup>3</sup>						X	
Central Customs office						X	
* Size is: in characters for text, in digits for integers, in digits before / after the comma for reals.							
<sup>1</sup> agent on behalf of the holder							
<sup>2</sup> on behalf of the holder							
<sup>3</sup> on behalf of the final Customs office of destination (under consideration by WP.30)							



<b>General Information</b>							
N°	UNTDDED No.		Field name				
<b>22</b>			<b>Holder certification place</b>				
Description and remarks							
Paper Carnet							
			Cover	Voucher 1	Voucher 2	Return slip	
Is displayed				<b>x</b>	<b>x</b>		
in Box No :				14	14		
			Voucher NFCU	Counterfoil 1	Counterfoil 2		
Is displayed			<b>x</b>				
in Box No :			14				
<b>Properties</b>							
Data type			Data size *	Coding			
Text			100				
Conditions							
<b>Convention</b>							
References (other than Annex 1)							
<b>Authorisations</b>							
			Write	Update	Validate	Read	
International organization						<b>x</b>	
Issuing Association						<b>x</b>	
Guaranteeing Association						<b>x</b>	
Holder			<b>x</b>		<b>x</b>	<b>x</b>	
- Forwarder <sup>1</sup>			<b>x</b>		<b>x</b>	<b>x</b>	
- Driver <sup>2</sup>			<b>x</b>		<b>x</b>	<b>x</b>	
- Consignor <sup>1</sup>			<b>x</b>		<b>x</b>	<b>x</b>	
First Customs office of departure						<b>x</b>	
Intermediate Customs office of departure						<b>x</b>	
Customs office of entry (en route)						<b>x</b>	
Customs office of exit (en route)						<b>x</b>	
C. or other control authorities along the way						<b>x</b>	
Intermediate Customs office of destination						<b>x</b>	
Final Customs office of destination						<b>x</b>	
- Consignee <sup>3</sup>						<b>x</b>	
Central Customs office						<b>x</b>	
* Size is: in characters for text, in digits for integers, in digits before / after the comma for reals.							
<sup>1</sup> agent on behalf of the holder							
<sup>2</sup> on behalf of the holder							
<sup>3</sup> on behalf of the final Customs office of destination (under consideration by WP.30)							

General Information							
N°	UNTDDED No.		Field name				
<b>23</b>			<b>Holder certification date</b>				
Description and remarks							
Paper Carnet							
			Cover	Voucher 1	Voucher 2	Return slip	
Is displayed				<b>x</b>	<b>x</b>		
in Box No :				14	14		
			Voucher NFCU	Counterfoil 1	Counterfoil 2		
Is displayed			<b>x</b>				
in Box No :			14				
<b>Properties</b>							
Data type			Data size *	Coding			
Date							
Conditions							
<b>Convention</b>							
References (other than Annex 1)							
<b>Authorisations</b>							
			Write	Update	Validate	Read	
International organization						<b>x</b>	
Issuing Association						<b>x</b>	
Guaranteeing Association						<b>x</b>	
Holder			<b>x</b>		<b>x</b>	<b>x</b>	
- Forwarder <sup>1</sup>			<b>x</b>		<b>x</b>	<b>x</b>	
- Driver <sup>2</sup>			<b>x</b>		<b>x</b>	<b>x</b>	
- Consignor <sup>1</sup>			<b>x</b>		<b>x</b>	<b>x</b>	
First Customs office of departure						<b>x</b>	
Intermediate Customs office of departure						<b>x</b>	
Customs office of entry (en route)						<b>x</b>	
Customs office of exit (en route)						<b>x</b>	
C. or other control authorities along the way						<b>x</b>	
Intermediate Customs office of destination						<b>x</b>	
Final Customs office of destination						<b>x</b>	
- Consignee <sup>3</sup>						<b>x</b>	
Central Customs office						<b>x</b>	
* Size is: in characters for text, in digits for integers, in digits before / after the comma for reals.							
<sup>1</sup> agent on behalf of the holder							
<sup>2</sup> on behalf of the holder							
<sup>3</sup> on behalf of the final Customs office of destination (under consideration by WP.30)							

<b>General Information</b>							
N°	UNTDDED No.	Field name					
<b>25</b>		<b>Seals or identification marks applied</b>					
Description and remarks							
Paper Carnet							
		Cover	Voucher 1	Voucher 2	Return slip		
Is displayed			<b>x</b>	<b>x</b>			
in Box No :			16	16			
		Voucher NFCU	Counterfoil 1	Counterfoil 2			
Is displayed		<b>x</b>	<b>x</b>	<b>x</b>			
in Box No :			3	4			
<b>Properties</b>							
Data type	Data size *	Coding					
Text	20						
Conditions							
*Not mandatory if heavy and bulky goods							
<b>Convention</b>							
References (other than Annex 1)							
Art. 19; Art. 24; Art. 34; Art. 35							
<b>Authorisations</b>							
		Write	Update	Validate	Read		
International organization					<b>x</b>		
Issuing Association					<b>x</b>		
Guaranteeing Association					<b>x</b>		
Holder					<b>x</b>		
- Forwarder <sup>1</sup>							
- Driver <sup>2</sup>					<b>x</b>		
- Consignor <sup>1</sup>							
First Customs office of departure		<b>x</b>		<b>x</b>	<b>x</b>		
Intermediate Customs office of departure		<b>x</b>	<b>x</b>	<b>x</b>	<b>x</b>		
Customs office of entry (en route)		<b>x</b>	<b>x</b>		<b>x</b>		
Customs office of exit (en route)		<b>x</b>	<b>x</b>		<b>x</b>		
C. or other control authorities along the way			<b>x</b>		<b>x</b>		
Intermediate Customs office of destination		<b>x</b>	<b>x</b>		<b>x</b>		
Final Customs office of destination					<b>x</b>		
- Consignee <sup>3</sup>					<b>x</b>		
Central Customs office					<b>x</b>		
* Size is: in characters for text, in digits for integers, in digits before / after the comma for reals.							
<sup>1</sup> agent on behalf of the holder							
<sup>2</sup> on behalf of the holder							
<sup>3</sup> on behalf of the final Customs office of destination (under consideration by WP.30)							

General Information							
N°	UNTDDED No.	Field name					
29	2280	Departure date					
Description and remarks							
Customs office date stamp (departure)							
Paper Carnet							
			Cover	Voucher 1	Voucher 2	Return slip	
Is displayed				X		X	
in Box No :				23		23	
			Voucher NFCU	Counterfoil 1	Counterfoil 2		
Is displayed				X			
in Box No :				6			
Properties							
Data type			Data size *	Coding			
Date							
Conditions							
Convention							
References (other than Annex 1)							
Art. 8,4 Art. 9,2							
Authorisations							
			Write	Update	Validate	Read	
International organization						X	
Issuing Association						X	
Guaranteeing Association						X	
Holder						X	
- Forwarder <sup>1</sup>						X	
- Driver <sup>2</sup>						X	
- Consignor <sup>1</sup>						X	
First Customs office of departure			X		X	X	
Intermediate Customs office of departure			X		X	X	
Customs office of entry (en route)			X		X	X	
Customs office of exit (en route)						X	
C. or other control authorities along the way						X	
Intermediate Customs office of destination			X		X	X	
Final Customs office of destination						X	
- Consignee <sup>3</sup>						X	
Central Customs office						X	
* Size is: in characters for text, in digits for integers, in digits before / after the comma for reals.							
<sup>1</sup> agent on behalf of the holder							
<sup>2</sup> on behalf of the holder							
<sup>3</sup> on behalf of the final Customs office of destination (under consideration by WP.30)							

<b>General Information</b>							
N°	UNTDDED No.	Field name					
<b>30</b>		<b>Heavy or bulky goods</b>					
Description and remarks							
Endorsement of Heavy or bulky goods on cover and all vouchers							
Paper Carnet							
				Cover	Voucher 1	Voucher 2	Return slip
Is displayed				<b>X</b>	<b>X</b>	<b>X</b>	
in Box No :							
				Voucher NFCU	Counterfoil 1	Counterfoil 2	
Is displayed				<b>X</b>			
in Box No :							
<b>Properties</b>							
Data type				Data size *	Coding		
Boolean				1			
Conditions							
<b>Convention</b>							
References (other than Annex 1)							
Art. 29-35							
<b>Authorisations</b>							
				Write	Update	Validate	Read
International organization							<b>X</b>
Issuing Association				<b>X</b>			<b>X</b>
Guaranteeing Association							<b>X</b>
Holder				<b>X</b>			<b>X</b>
- Forwarder <sup>1</sup>				<b>X</b>			<b>X</b>
- Driver <sup>2</sup>				<b>X</b>			<b>X</b>
- Consignor <sup>1</sup>				<b>X</b>			<b>X</b>
First Customs office of departure							<b>X</b>
Intermediate Customs office of departure							<b>X</b>
Customs office of entry (en route)							<b>X</b>
Customs office of exit (en route)							<b>X</b>
C. or other control authorities along the way							<b>X</b>
Intermediate Customs office of destination							<b>X</b>
Final Customs office of destination							<b>X</b>
- Consignee <sup>3</sup>							<b>X</b>
Central Customs office							<b>X</b>
* Size is: in characters for text, in digits for integers, in digits before / after the comma for reals.							
<sup>1</sup> agent on behalf of the holder							
<sup>2</sup> on behalf of the holder							
<sup>3</sup> on behalf of the final Customs office of destination (under consideration by WP.30)							

General Information							
N°	UNTDDED No.	Field name					
31		Tobacco and alcohol					
Description and remarks							
Paper Carnet							
		Cover	Voucher 1	Voucher 2	Return slip		
Is displayed		X	X	X	X		
in Box No :							
		Voucher NFCU	Counterfoil 1	Counterfoil 2			
Is displayed		X	X	X			
in Box No :							
Properties							
Data type		Data size *	Coding				
Boolean		1					
Conditions							
Convention							
References (other than Annex 1)							
Authorisations							
		Write	Update	Validate	Read		
International organization		X		X	X		
Issuing Association					X		
Guaranteeing Association					X		
Holder					X		
- Forwarder <sup>1</sup>					X		
- Driver <sup>2</sup>					X		
- Consignor <sup>1</sup>					X		
First Customs office of departure					X		
Intermediate Customs office of departure					X		
Customs office of entry (en route)					X		
Customs office of exit (en route)					X		
C. or other control authorities along the way					X		
Intermediate Customs office of destination					X		
Final Customs office of destination					X		
- Consignee <sup>3</sup>					X		
Central Customs office					X		
* Size is: in characters for text, in digits for integers, in digits before / after the comma for reals.							
<sup>1</sup> agent on behalf of the holder							
<sup>2</sup> on behalf of the holder							
<sup>3</sup> on behalf of the final Customs office of destination (under consideration by WP.30)							

General Information							
N°	UNTDDED No.		Field name				
<b>32</b>			<b>For official use</b>				
Description and remarks							
Paper Carnet							
			Cover	Voucher 1	Voucher 2	Return slip	
Is displayed				<b>X</b>	<b>X</b>		
in Box No :							
			Voucher NFCU	Counterfoil 1	Counterfoil 2		
Is displayed							
in Box No :							
<b>Properties</b>							
Data type			Data size *	Coding			
Text			255				
Conditions							
<b>Convention</b>							
References (other than Annex 1)							
<b>Authorisations</b>							
			Write	Update	Validate	Read	
International organization						<b>X</b>	
Issuing Association						<b>X</b>	
Guaranteeing Association						<b>X</b>	
Holder						<b>X</b>	
- Forwarder <sup>1</sup>						<b>X</b>	
- Driver <sup>2</sup>						<b>X</b>	
- Consignor <sup>1</sup>						<b>X</b>	
First Customs office of departure			<b>X</b>			<b>X</b>	
Intermediate Customs office of departure			<b>X</b>			<b>X</b>	
Customs office of entry (en route)			<b>X</b>			<b>X</b>	
Customs office of exit (en route)			<b>X</b>			<b>X</b>	
C. or other control authorities along the way						<b>X</b>	
Intermediate Customs office of destination			<b>X</b>			<b>X</b>	
Final Customs office of destination			<b>X</b>			<b>X</b>	
- Consignee <sup>3</sup>			<b>X</b>			<b>X</b>	
Central Customs office						<b>X</b>	
* Size is: in characters for text, in digits for integers, in digits before / after the comma for reals.							
<sup>1</sup> agent on behalf of the holder							
<sup>2</sup> on behalf of the holder							
<sup>3</sup> on behalf of the final Customs office of destination (under consideration by WP.30)							

General Information							
N°	UNTDDED No.	Field name					
<b>33</b>		<b>Seals check (entry)</b>					
Description and remarks							
Seals or identification marks found to be intact at entry or departure							
Paper Carnet							
				Cover	Voucher 1	Voucher 2	Return slip
Is displayed					<b>x</b>		<b>x</b>
in Box No :					19		19
				Voucher NFCU	Counterfoil 1	Counterfoil 2	
Is displayed					<b>x</b>	<b>x</b>	
in Box No :					4	2	
<b>Properties</b>							
Data type				Data size *	Coding		
Boolean				1			
Conditions							
*Not mandatory if heavy and bulky goods							
<b>Convention</b>							
References (other than Annex 1)							
Art. 22							
<b>Authorisations</b>							
				Write	Update	Validate	Read
International organization							<b>x</b>
Issuing Association							<b>x</b>
Guaranteeing Association							<b>x</b>
Holder							<b>x</b>
- Forwarder <sup>1</sup>							
- Driver <sup>2</sup>							<b>x</b>
- Consignor <sup>1</sup>							
First Customs office of departure				<b>x</b>			<b>x</b>
Intermediate Customs office of departure				<b>x</b>			<b>x</b>
Customs office of entry (en route)				<b>x</b>			<b>x</b>
Customs office of exit (en route)				<b>x</b>			<b>x</b>
C. or other control authorities along the way				<b>x</b>			<b>x</b>
Intermediate Customs office of destination				<b>x</b>			<b>x</b>
Final Customs office of destination				<b>x</b>			<b>x</b>
- Consignee <sup>3</sup>							<b>x</b>
Central Customs office							<b>x</b>
* Size is: in characters for text, in digits for integers, in digits before / after the comma for reals.							
<sup>1</sup> agent on behalf of the holder							
<sup>2</sup> on behalf of the holder							
<sup>3</sup> on behalf of the final Customs office of destination (under consideration by WP.30)							



<b>General Information</b>							
N°	UNTDED No.			Field name			
<b>34</b>				<b>Time-limit for transit</b>			
Description and remarks							
Paper Carnet							
				Cover	Voucher 1	Voucher 2	Return slip
Is displayed					<b>X</b>		<b>X</b>
in Box No :					20		20
				Voucher NFCU	Counterfoil 1	Counterfoil 2	
Is displayed							
in Box No :							
<b>Properties</b>							
Data type				Data size *	Coding		
Integer				4			
Conditions							
<b>Convention</b>							
References (other than Annex 1)							
Art. 20							
<b>Authorisations</b>							
				Write	Update	Validate	Read
International organization							<b>X</b>
Issuing Association							<b>X</b>
Guaranteeing Association							<b>X</b>
Holder							<b>X</b>
- Forwarder <sup>1</sup>							<b>X</b>
- Driver <sup>2</sup>							<b>X</b>
- Consignor <sup>1</sup>							<b>X</b>
First Customs office of departure				<b>X</b>			<b>X</b>
Intermediate Customs office of departure				<b>X</b>			<b>X</b>
Customs office of entry (en route)				<b>X</b>			<b>X</b>
Customs office of exit (en route)							<b>X</b>
C. or other control authorities along the way					<b>X</b>		<b>X</b>
Intermediate Customs office of destination				<b>X</b>			<b>X</b>
Final Customs office of destination							<b>X</b>
- Consignee <sup>3</sup>							<b>X</b>
Central Customs office							<b>X</b>
* Size is: in characters for text, in digits for integers, in digits before / after the comma for reals.							
<sup>1</sup> agent on behalf of the holder							
<sup>2</sup> on behalf of the holder							
<sup>3</sup> on behalf of the final Customs office of destination (under consideration by WP.30)							

General Information							
N°	UNTDDED No.	Field name					
<b>35</b>		<b>Departure/Entry Custom name</b>					
Description and remarks							
Registered/Accepted by the Customs office at							
Paper Carnet							
		Cover	Voucher 1	Voucher 2	Return slip		
Is displayed			<b>x</b>		<b>x</b>		
in Box No :			21		21		
		Voucher NFCU	Counterfoil 1	Counterfoil 2			
Is displayed			<b>x</b>				
in Box No :			1				
<b>Properties</b>							
Data type		Data size *	Coding				
Text		100					
Conditions							
<b>Convention</b>							
References (other than Annex 1)							
<b>Authorisations</b>							
		Write	Update	Validate	Read		
International organization					<b>x</b>		
Issuing Association					<b>x</b>		
Guaranteeing Association					<b>x</b>		
Holder					<b>x</b>		
- Forwarder <sup>1</sup>							
- Driver <sup>2</sup>					<b>x</b>		
- Consignor <sup>1</sup>							
First Customs office of departure		<b>x</b>		<b>x</b>	<b>x</b>		
Intermediate Customs office of departure		<b>x</b>		<b>x</b>	<b>x</b>		
Customs office of entry (en route)		<b>x</b>		<b>x</b>	<b>x</b>		
Customs office of exit (en route)					<b>x</b>		
C. or other control authorities along the way		<b>x</b>		<b>x</b>	<b>x</b>		
Intermediate Customs office of destination					<b>x</b>		
Final Customs office of destination					<b>x</b>		
- Consignee <sup>3</sup>					<b>x</b>		
Central Customs office					<b>x</b>		
* Size is: in characters for text, in digits for integers, in digits before / after the comma for reals.							
<sup>1</sup> agent on behalf of the holder							
<sup>2</sup> on behalf of the holder							
<sup>3</sup> on behalf of the final Customs office of destination (under consideration by WP.30)							

General Information							
N°	UNTDDED No.		Field name				
<b>36</b>			<b>Departure/Entry registration number</b>				
Description and remarks							
Registered by the Customs office under number							
Paper Carnet							
			Cover	Voucher 1	Voucher 2	Return slip	
Is displayed				<b>x</b>		<b>x</b>	
in Box No :				21		21	
			Voucher NFCU	Counterfoil 1	Counterfoil 2		
Is displayed				<b>x</b>			
in Box No :				2			
Properties							
Data type			Data size *	Coding			
Text			20				
Conditions							
Convention							
References (other than Annex 1)							
Authorisations							
			Write	Update	Validate	Read	
International organization						<b>x</b>	
Issuing Association						<b>x</b>	
Guaranteeing Association						<b>x</b>	
Holder						<b>x</b>	
- Forwarder <sup>1</sup>						<b>x</b>	
- Driver <sup>2</sup>						<b>x</b>	
- Consignor <sup>1</sup>						<b>x</b>	
First Customs office of departure			<b>x</b>		<b>x</b>	<b>x</b>	
Intermediate Customs office of departure			<b>x</b>		<b>x</b>	<b>x</b>	
Customs office of entry (en route)			<b>x</b>		<b>x</b>	<b>x</b>	
Customs office of exit (en route)						<b>x</b>	
C. or other control authorities along the way						<b>x</b>	
Intermediate Customs office of destination						<b>x</b>	
Final Customs office of destination						<b>x</b>	
- Consignee <sup>3</sup>						<b>x</b>	
Central Customs office						<b>x</b>	
* Size is: in characters for text, in digits for integers, in digits before / after the comma for reals.							
<sup>1</sup> agent on behalf of the holder							
<sup>2</sup> on behalf of the holder							
<sup>3</sup> on behalf of the final Customs office of destination (under consideration by WP.30)							

General Information							
N°	UNTDDED No.		Field name				
<b>37</b>			<b>Miscellaneous</b>				
Description and remarks							
Itinerary stipulated, Customs office at which the load must be produced, etc.							
Paper Carnet							
			Cover	Voucher 1	Voucher 2	Return slip	
Is displayed				<b>x</b>		<b>x</b>	
in Box No :				22		22	
			Voucher NFCU	Counterfoil 1	Counterfoil 2		
Is displayed				<b>x</b>			
in Box No :				5			
<b>Properties</b>							
Data type			Data size *	Coding			
Text			255				
Conditions							
<b>Convention</b>							
References (other than Annex 1)							
Art. 20							
<b>Authorisations</b>							
			Write	Update	Validate	Read	
International organization						<b>x</b>	
Issuing Association						<b>x</b>	
Guaranteeing Association						<b>x</b>	
Holder						<b>x</b>	
- Forwarder <sup>1</sup>						<b>x</b>	
- Driver <sup>2</sup>						<b>x</b>	
- Consignor <sup>1</sup>						<b>x</b>	
First Customs office of departure			<b>x</b>		<b>x</b>	<b>x</b>	
Intermediate Customs office of departure			<b>x</b>		<b>x</b>	<b>x</b>	
Customs office of entry (en route)			<b>x</b>		<b>x</b>	<b>x</b>	
Customs office of exit (en route)						<b>x</b>	
C. or other control authorities along the way				<b>x</b>	<b>x</b>	<b>x</b>	
Intermediate Customs office of destination						<b>x</b>	
Final Customs office of destination						<b>x</b>	
- Consignee <sup>3</sup>						<b>x</b>	
Central Customs office						<b>x</b>	
* Size is: in characters for text, in digits for integers, in digits before / after the comma for reals.							
<sup>1</sup> agent on behalf of the holder							
<sup>2</sup> on behalf of the holder							
<sup>3</sup> on behalf of the final Customs office of destination (under consideration by WP.30)							

General Information							
N°	UNTDDED No.	Field name					
<b>40</b>	3086	<b>Exit/Destination Customs name</b>					
Description and remarks							
Certificate of termination of the TIR operation (exit / destination)							
Paper Carnet							
				Cover	Voucher 1	Voucher 2	Return slip
Is displayed							<b>X</b>
in Box No :							24
				Voucher NFCU	Counterfoil 1	Counterfoil 2	
Is displayed						<b>X</b>	
in Box No :						1	
<b>Properties</b>							
Data type				Data size *	Coding		
Text				100			
Conditions							
<b>Convention</b>							
References (other than Annex 1)							
Art. 10							
<b>Authorisations</b>							
				Write	Update	Validate	Read
International organization							<b>X</b>
Issuing Association							<b>X</b>
Guaranteeing Association							<b>X</b>
Holder							<b>X</b>
- Forwarder <sup>1</sup>							<b>X</b>
- Driver <sup>2</sup>							<b>X</b>
- Consignor <sup>1</sup>							
First Customs office of departure							
Intermediate Customs office of departure				<b>X</b>		<b>X</b>	<b>X</b>
Customs office of entry (en route)							<b>X</b>
Customs office of exit (en route)				<b>X</b>		<b>X</b>	<b>X</b>
C. or other control authorities along the way							
Intermediate Customs office of destination				<b>X</b>		<b>X</b>	<b>X</b>
Final Customs office of destination				<b>X</b>		<b>X</b>	<b>X</b>
- Consignee <sup>3</sup>							
Central Customs office							<b>X</b>
* Size is: in characters for text, in digits for integers, in digits before / after the comma for reals.							
<sup>1</sup> agent on behalf of the holder							
<sup>2</sup> on behalf of the holder							
<sup>3</sup> on behalf of the final Customs office of destination (under consideration by WP.30)							

General Information							
N°	UNTDDED No.	Field name					
41		Seals check (exit/desination)					
Description and remarks							
Seals or identification marks found to be intact at exit or destination							
Paper Carnet							
			Cover	Voucher 1	Voucher 2	Return slip	
Is displayed						X	
in Box No :						25	
			Voucher NFCU	Counterfoil 1	Counterfoil 2		
Is displayed					X		
in Box No :					2		
Properties							
Data type			Data size *	Coding			
Boolean			1				
Conditions							
Convention							
References (other than Annex 1)							
Authorisations							
			Write	Update	Validate	Read	
International organization						X	
Issuing Association						X	
Guaranteeing Association						X	
Holder						X	
- Forwarder <sup>1</sup>						X	
- Driver <sup>2</sup>						X	
- Consignor <sup>1</sup>							
First Customs office of departure							
Intermediate Customs office of departure			X		X	X	
Customs office of entry (en route)						X	
Customs office of exit (en route)			X		X	X	
C. or other control authorities along the way							
Intermediate Customs office of destination			X		X	X	
Final Customs office of destination			X		X	X	
- Consignee <sup>3</sup>							
Central Customs office						X	
* Size is: in characters for text, in digits for integers, in digits before / after the comma for reals.							
<sup>1</sup> agent on behalf of the holder							
<sup>2</sup> on behalf of the holder							
<sup>3</sup> on behalf of the final Customs office of destination (under consideration by WP.30)							

General Information							
N°	UNTDDED No.		Field name				
<b>42</b>			<b>Number of packages</b>				
Description and remarks							
Number of packages with certified termination							
Paper Carnet							
			Cover	Voucher 1	Voucher 2	Return slip	
Is displayed						<b>X</b>	
in Box No :						26	
			Voucher NFCU	Counterfoil 1	Counterfoil 2		
Is displayed					<b>X</b>		
in Box No :					3		
<b>Properties</b>							
Data type			Data size *	Coding			
Integer			5				
Conditions							
<b>Convention</b>							
References (other than Annex 1)							
<b>Authorisations</b>							
			Write	Update	Validate	Read	
International organization						<b>X</b>	
Issuing Association						<b>X</b>	
Guaranteeing Association						<b>X</b>	
Holder						<b>X</b>	
- Forwarder <sup>1</sup>						<b>X</b>	
- Driver <sup>2</sup>						<b>X</b>	
- Consignor <sup>1</sup>							
First Customs office of departure							
Intermediate Customs office of departure			<b>X</b>		<b>X</b>	<b>X</b>	
Customs office of entry (en route)						<b>X</b>	
Customs office of exit (en route)			<b>X</b>		<b>X</b>	<b>X</b>	
C. or other control authorities along the way							
Intermediate Customs office of destination			<b>X</b>		<b>X</b>	<b>X</b>	
Final Customs office of destination			<b>X</b>		<b>X</b>	<b>X</b>	
- Consignee <sup>3</sup>							
Central Customs office						<b>X</b>	
* Size is: in characters for text, in digits for integers, in digits before / after the comma for reals.							
<sup>1</sup> agent on behalf of the holder							
<sup>2</sup> on behalf of the holder							
<sup>3</sup> on behalf of the final Customs office of destination (under consideration by WP.30)							

General Information							
N°	UNTDDED No.			Field name			
<b>43</b>				<b>Reservations</b>			
Description and remarks							
Indication of existence of reservations							
Paper Carnet							
				Cover	Voucher 1	Voucher 2	Return slip
Is displayed							<b>x</b>
in Box No :							<b>27</b>
				Voucher NFCU	Counterfoil 1	Counterfoil 2	
Is displayed						<b>x</b>	
in Box No :						<b>5</b>	
<b>Properties</b>							
Data type				Data size *	Coding		
Text				255			
Conditions							
<b>Convention</b>							
References (other than Annex 1)							
<b>Authorisations</b>							
				Write	Update	Validate	Read
International organization							<b>x</b>
Issuing Association							<b>x</b>
Guaranteeing Association							<b>x</b>
Holder							<b>x</b>
- Forwarder <sup>1</sup>							<b>x</b>
- Driver <sup>2</sup>							<b>x</b>
- Consignor <sup>1</sup>							
First Customs office of departure							
Intermediate Customs office of departure				<b>x</b>		<b>x</b>	<b>x</b>
Customs office of entry (en route)							<b>x</b>
Customs office of exit (en route)				<b>x</b>		<b>x</b>	<b>x</b>
C. or other control authorities along the way							
Intermediate Customs office of destination				<b>x</b>		<b>x</b>	<b>x</b>
Final Customs office of destination				<b>x</b>		<b>x</b>	<b>x</b>
- Consignee <sup>3</sup>							
Central Customs office							<b>x</b>
* Size is: in characters for text, in digits for integers, in digits before / after the comma for reals.							
<sup>1</sup> agent on behalf of the holder							
<sup>2</sup> on behalf of the holder							
<sup>3</sup> on behalf of the final Customs office of destination (under consideration by WP.30)							



General Information							
N°	UNTDDED No.		Field name				
<b>45</b>			<b>Exit/Dest date</b>				
Description and remarks							
Customs office date stamp (exit/desination)							
Paper Carnet							
			Cover	Voucher 1	Voucher 2	Return slip	
Is displayed						<b>X</b>	
in Box No :						28	
			Voucher NFCU	Counterfoil 1	Counterfoil 2		
Is displayed					<b>X</b>		
in Box No :					6		
Properties							
Data type			Data size *	Coding			
Date							
Conditions							
Convention							
References (other than Annex 1)							
Authorisations							
			Write	Update	Validate	Read	
International organization						<b>X</b>	
Issuing Association						<b>X</b>	
Guaranteeing Association						<b>X</b>	
Holder						<b>X</b>	
- Forwarder <sup>1</sup>						<b>X</b>	
- Driver <sup>2</sup>						<b>X</b>	
- Consignor <sup>1</sup>							
First Customs office of departure							
Intermediate Customs office of departure			<b>X</b>		<b>X</b>	<b>X</b>	
Customs office of entry (en route)						<b>X</b>	
Customs office of exit (en route)			<b>X</b>		<b>X</b>	<b>X</b>	
C. or other control authorities along the way							
Intermediate Customs office of destination			<b>X</b>		<b>X</b>	<b>X</b>	
Final Customs office of destination			<b>X</b>		<b>X</b>	<b>X</b>	
- Consignee <sup>3</sup>							
Central Customs office						<b>X</b>	
* Size is: in characters for text, in digits for integers, in digits before / after the comma for reals.							
<sup>1</sup> agent on behalf of the holder							
<sup>2</sup> on behalf of the holder							
<sup>3</sup> on behalf of the final Customs office of destination (under consideration by WP.30)							

General Information							
N°	UNTDDED No.	Field name					
46		Load compartment(s) or container(s)					
Description and remarks							
Paper Carnet							
		Cover	Voucher 1	Voucher 2	Return slip		
Is displayed			X	X			
in Box No :			9	9			
		Voucher NFCU	Counterfoil 1	Counterfoil 2			
Is displayed		X					
in Box No :		9					
Properties							
Data type		Data size *	Coding				
Text		20					
Conditions							
Convention							
References (other than Annex 1)							
Art. 19							
Authorisations							
		Write	Update	Validate	Read		
International organization					X		
Issuing Association					X		
Guaranteeing Association					X		
Holder		X	X	X	X		
- Forwarder <sup>1</sup>		X	X	X	X		
- Driver <sup>2</sup>		X	X	X	X		
- Consignor <sup>1</sup>		X	X	X	X		
First Customs office of departure				X	X		
Intermediate Customs office of departure				X	X		
Customs office of entry (en route)			X	X	X		
Customs office of exit (en route)			X	X	X		
C. or other control authorities along the way				X	X		
Intermediate Customs office of destination			X	X	X		
Final Customs office of destination					X		
- Consignee <sup>3</sup>					X		
Central Customs office					X		
* Size is: in characters for text, in digits for integers, in digits before / after the comma for reals.							
<sup>1</sup> agent on behalf of the holder							
<sup>2</sup> on behalf of the holder							
<sup>3</sup> on behalf of the final Customs office of destination (under consideration by WP.30)							

General Information							
N°	UNTDDED No.		Field name				
<b>47</b>			<b>Marks and Nos. of packages of articles</b>				
Description and remarks							
Paper Carnet							
			Cover	Voucher 1	Voucher 2	Return slip	
Is displayed				<b>x</b>	<b>x</b>		
in Box No :				9	9		
			Voucher NFCU	Counterfoil 1	Counterfoil 2		
Is displayed			<b>x</b>				
in Box No :			9				
Properties							
Data type			Data size *	Coding			
Text			20				
Conditions							
Convention							
References (other than Annex 1)							
Art. 19							
Authorisations							
			Write	Update	Validate	Read	
International organization						<b>x</b>	
Issuing Association						<b>x</b>	
Guaranteeing Association						<b>x</b>	
Holder			<b>x</b>	<b>x</b>	<b>x</b>	<b>x</b>	
- Forwarder <sup>1</sup>			<b>x</b>	<b>x</b>	<b>x</b>	<b>x</b>	
- Driver <sup>2</sup>			<b>x</b>	<b>x</b>	<b>x</b>	<b>x</b>	
- Consignor <sup>1</sup>			<b>x</b>	<b>x</b>	<b>x</b>	<b>x</b>	
First Customs office of departure						<b>x</b>	
Intermediate Customs office of departure						<b>x</b>	
Customs office of entry (en route)				<b>x</b>	<b>x</b>	<b>x</b>	
Customs office of exit (en route)				<b>x</b>	<b>x</b>	<b>x</b>	
C. or other control authorities along the way				<b>x</b>	<b>x</b>	<b>x</b>	
Intermediate Customs office of destination				<b>x</b>	<b>x</b>	<b>x</b>	
Final Customs office of destination						<b>x</b>	
- Consignee <sup>3</sup>						<b>x</b>	
Central Customs office						<b>x</b>	
* Size is: in characters for text, in digits for integers, in digits before / after the comma for reals.							
<sup>1</sup> agent on behalf of the holder							
<sup>2</sup> on behalf of the holder							
<sup>3</sup> on behalf of the final Customs office of destination (under consideration by WP.30)							

General Information							
N°	UNTDDED No.		Field name				
<b>48</b>			<b>Number of packages or articles</b>				
Description and remarks							
Paper Carnet							
				Cover	Voucher 1	Voucher 2	Return slip
Is displayed					<b>x</b>	<b>x</b>	
in Box No :					10	10	
				Voucher NFCU	Counterfoil 1	Counterfoil 2	
Is displayed				<b>x</b>			
in Box No :				10			
<b>Properties</b>							
Data type				Data size *	Coding		
Integer				5			
Conditions							
<b>Convention</b>							
References (other than Annex 1)							
Art. 19							
<b>Authorisations</b>							
				Write	Update	Validate	Read
International organization							<b>x</b>
Issuing Association							<b>x</b>
Guaranteeing Association							<b>x</b>
Holder				<b>x</b>	<b>x</b>	<b>x</b>	<b>x</b>
- Forwarder <sup>1</sup>				<b>x</b>	<b>x</b>	<b>x</b>	<b>x</b>
- Driver <sup>2</sup>				<b>x</b>	<b>x</b>	<b>x</b>	<b>x</b>
- Consignor <sup>1</sup>				<b>x</b>	<b>x</b>	<b>x</b>	<b>x</b>
First Customs office of departure						<b>x</b>	<b>x</b>
Intermediate Customs office of departure						<b>x</b>	<b>x</b>
Customs office of entry (en route)					<b>x</b>	<b>x</b>	<b>x</b>
Customs office of exit (en route)					<b>x</b>	<b>x</b>	<b>x</b>
C. or other control authorities along the way					<b>x</b>	<b>x</b>	<b>x</b>
Intermediate Customs office of destination							<b>x</b>
Final Customs office of destination							<b>x</b>
- Consignee <sup>3</sup>							<b>x</b>
Central Customs office							<b>x</b>
* Size is: in characters for text, in digits for integers, in digits before / after the comma for reals.							
<sup>1</sup> agent on behalf of the holder							
<sup>2</sup> on behalf of the holder							
<sup>3</sup> on behalf of the final Customs office of destination (under consideration by WP.30)							

General Information							
N°	UNTDDED No.		Field name				
<b>49</b>			<b>Type of packages or articles</b>				
Description and remarks							
Paper Carnet							
			Cover	Voucher 1	Voucher 2	Return slip	
Is displayed				<b>x</b>	<b>x</b>		
in Box No :				10	10		
			Voucher NFCU	Counterfoil 1	Counterfoil 2		
Is displayed			<b>x</b>				
in Box No :			10				
<b>Properties</b>							
Data type			Data size *	Coding			
Text			50	HS			
Conditions							
<b>Convention</b>							
References (other than Annex 1)							
Art. 19							
<b>Authorisations</b>							
			Write	Update	Validate	Read	
International organization						<b>x</b>	
Issuing Association						<b>x</b>	
Guaranteeing Association						<b>x</b>	
Holder			<b>x</b>	<b>x</b>	<b>x</b>	<b>x</b>	
- Forwarder <sup>1</sup>			<b>x</b>	<b>x</b>	<b>x</b>	<b>x</b>	
- Driver <sup>2</sup>			<b>x</b>	<b>x</b>	<b>x</b>	<b>x</b>	
- Consignor <sup>1</sup>			<b>x</b>	<b>x</b>	<b>x</b>	<b>x</b>	
First Customs office of departure					<b>x</b>	<b>x</b>	
Intermediate Customs office of departure					<b>x</b>	<b>x</b>	
Customs office of entry (en route)				<b>x</b>	<b>x</b>	<b>x</b>	
Customs office of exit (en route)				<b>x</b>	<b>x</b>	<b>x</b>	
C. or other control authorities along the way				<b>x</b>	<b>x</b>	<b>x</b>	
Intermediate Customs office of destination						<b>x</b>	
Final Customs office of destination						<b>x</b>	
- Consignee <sup>3</sup>						<b>x</b>	
Central Customs office						<b>x</b>	
* Size is: in characters for text, in digits for integers, in digits before / after the comma for reals.							
<sup>1</sup> agent on behalf of the holder							
<sup>2</sup> on behalf of the holder							
<sup>3</sup> on behalf of the final Customs office of destination (under consideration by WP.30)							

General Information							
N°	UNTDDED No.		Field name				
<b>50</b>			<b>Description of goods</b>				
Description and remarks							
Paper Carnet							
			Cover	Voucher 1	Voucher 2	Return slip	
Is displayed				<b>x</b>	<b>x</b>		
in Box No :				10	10		
			Voucher NFCU	Counterfoil 1	Counterfoil 2		
Is displayed			<b>x</b>				
in Box No :			10				
<b>Properties</b>							
Data type			Data size *	Coding			
Text			255	HS			
Conditions							
<b>Convention</b>							
References (other than Annex 1)							
Art. 19							
<b>Authorisations</b>							
			Write	Update	Validate	Read	
International organization						<b>x</b>	
Issuing Association						<b>x</b>	
Guaranteeing Association						<b>x</b>	
Holder			<b>x</b>	<b>x</b>	<b>x</b>	<b>x</b>	
- Forwarder <sup>1</sup>			<b>x</b>	<b>x</b>	<b>x</b>	<b>x</b>	
- Driver <sup>2</sup>			<b>x</b>	<b>x</b>	<b>x</b>	<b>x</b>	
- Consignor <sup>1</sup>			<b>x</b>	<b>x</b>	<b>x</b>	<b>x</b>	
First Customs office of departure					<b>x</b>	<b>x</b>	
Intermediate Customs office of departure					<b>x</b>	<b>x</b>	
Customs office of entry (en route)				<b>x</b>	<b>x</b>	<b>x</b>	
Customs office of exit (en route)				<b>x</b>	<b>x</b>	<b>x</b>	
C. or other control authorities along the way				<b>x</b>	<b>x</b>	<b>x</b>	
Intermediate Customs office of destination				<b>x</b>	<b>x</b>	<b>x</b>	
Final Customs office of destination						<b>x</b>	
- Consignee <sup>3</sup>						<b>x</b>	
Central Customs office						<b>x</b>	
* Size is: in characters for text, in digits for integers, in digits before / after the comma for reals.							
<sup>1</sup> agent on behalf of the holder							
<sup>2</sup> on behalf of the holder							
<sup>3</sup> on behalf of the final Customs office of destination (under consideration by WP.30)							

General Information							
N°	UNTDDED No.	Field name					
51	6292	Gross weight					
Description and remarks							
Gross weight in kg (For some goods another reporting unit is used (e.g. m3))							
Paper Carnet							
			Cover	Voucher 1	Voucher 2	Return slip	
Is displayed				X	X		
in Box No :				11	11		
			Voucher NFCU	Counterfoil 1	Counterfoil 2		
Is displayed			X				
in Box No :			11				
Properties							
Data type			Data size *	Coding			
Real			10 / 3				
Conditions							
Convention							
References (other than Annex 1)							
Art. 20							
Authorisations							
			Write	Update	Validate	Read	
International organization						X	
Issuing Association						X	
Guaranteeing Association						X	
Holder			X	X	X	X	
- Forwarder <sup>1</sup>			X	X	X	X	
- Driver <sup>2</sup>			X	X	X	X	
- Consignor <sup>1</sup>			X	X	X	X	
First Customs office of departure					X	X	
Intermediate Customs office of departure					X	X	
Customs office of entry (en route)				X	X	X	
Customs office of exit (en route)				X	X	X	
C. or other control authorities along the way				X	X	X	
Intermediate Customs office of destination				X	X	X	
Final Customs office of destination						X	
- Consignee <sup>3</sup>						X	
Central Customs office						X	
* Size is: in characters for text, in digits for integers, in digits before / after the comma for reals.							
<sup>1</sup> agent on behalf of the holder							
<sup>2</sup> on behalf of the holder							
<sup>3</sup> on behalf of the final Customs office of destination (under consideration by WP.30)							

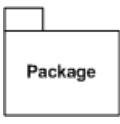

<b>General Information</b>							
N°	UNTDDED No.			Field name			
<b>52</b>				<b>Page number</b>			
Description and remarks							
Page number in the TIR Carnet							
Paper Carnet							
				Cover	Voucher 1	Voucher 2	Return slip
Is displayed					<b>X</b>	<b>X</b>	<b>X</b>
in Box No :							
				Voucher NFCU	Counterfoil 1	Counterfoil 2	
Is displayed					<b>X</b>	<b>X</b>	
in Box No :							
<b>Properties</b>							
Data type				Data size *	Coding		
Integer				2			
Conditions							
<b>Convention</b>							
References (other than Annex 1)							
<b>Authorisations</b>							
				Write	Update	Validate	Read
International organization				<b>X</b>		<b>X</b>	<b>X</b>
Issuing Association							<b>X</b>
Guaranteeing Association							<b>X</b>
Holder							<b>X</b>
- Forwarder <sup>1</sup>							<b>X</b>
- Driver <sup>2</sup>							<b>X</b>
- Consignor <sup>1</sup>							<b>X</b>
First Customs office of departure							<b>X</b>
Intermediate Customs office of departure							<b>X</b>
Customs office of entry (en route)							<b>X</b>
Customs office of exit (en route)							<b>X</b>
C. or other control authorities along the way							<b>X</b>
Intermediate Customs office of destination							<b>X</b>
Final Customs office of destination							<b>X</b>
- Consignee <sup>3</sup>							<b>X</b>
Central Customs office							<b>X</b>
* Size is: in characters for text, in digits for integers, in digits before / after the comma for reals.							
<sup>1</sup> agent on behalf of the holder							
<sup>2</sup> on behalf of the holder							
<sup>3</sup> on behalf of the final Customs office of destination (under consideration by WP.30)							
















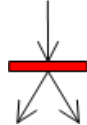
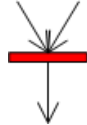
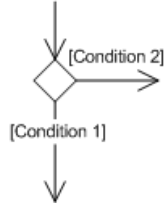
## Annex IV

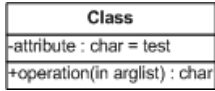



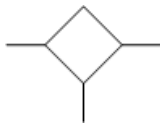





### UML




#### UML symbols glossary




Package diagram	
Package	
Dependency	

Use case diagram	
System	
Use case	
Actor	
Communication	
Uses	
Comment	

Activity diagram	
Swimline	
Action state	
State	
Initial state	
Final state	
Control flow	
Object flow	
Transition (fork)	
Transition (join)	
Decision	

Class diagram	
Class	
Object	
Association	
Association class	
N-ary association	
Generalization	
Composition	
Aggregation	
Association roles	
Association function and reading direction	


Multiplicities (cardinalities)	
Exactly one	
Many (zero or more)	
Optional	

General symbols	
Interface	
Constraint	
Comment	

**Elaboration of a class diagram – TIR Operation example**

On the basis of the requirements contained in Annex 1 of the Reference Model, we will construct the part of the class diagram depicting the TIR operation.

First, we draw the class:

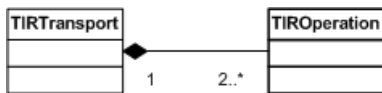


In the list of Requirements, only two requirements deal with the TIR operation:

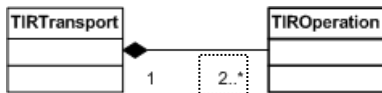
Req.10 A TIR transport is composed of TIR operations. The number of TIR operations within a TIR transport is at the moment limited to 10 with the current paper system and has a minimum of 2 (these limitations should be extensible; therefore a two to many is more advisable). A TIR operation is part of one and only one TIR transport.

Req. 13 The TIR operation is started at one and only one Customs office and terminated at one and only one Customs office. A Customs office can start and terminate any number of TIR operations.

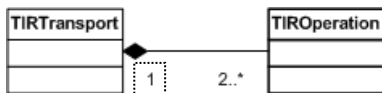
Requirement 10 first stipulates that *a TIR transport is composed of TIR operations*. UML uses a line terminated by a black diamond to indicate the composition (◆—):



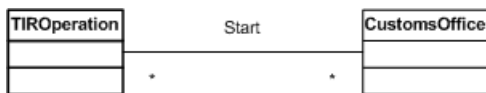
It also states that the number of TIR operations within a TIR transport is at the moment limited to 10 with the current paper system and has a minimum of 2 (these limitations should be extensible; therefore a two to many is more advisable). This is translated in UML by indicating on the TIR operation side of the line “2..\*” (multiplicity). The multiplicity indicates the number of objects participating in the relationship:



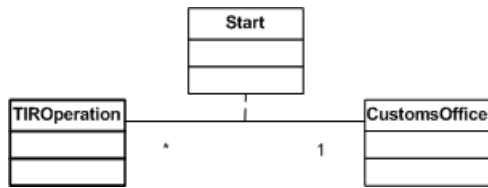
Finally, requirement 10 says that *a TIR operation is part of one and only one TIR transport*. This is translated by writing “1” on the TIR transport side of the relationship:



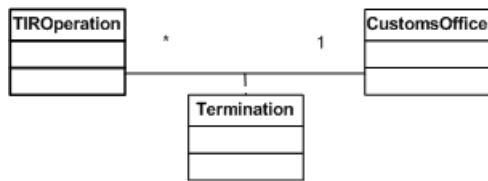
Requirement 13 contains information about two relationships between the classes *TIR Operation* and *Customs Office*. First, we will identify the two relationships, which are called “associations”. Requirement 13 stipulates that *the TIR operation is started at ... Customs office.... Start* is therefore the first association between the classes *TIR Operation* and *Customs Office*:



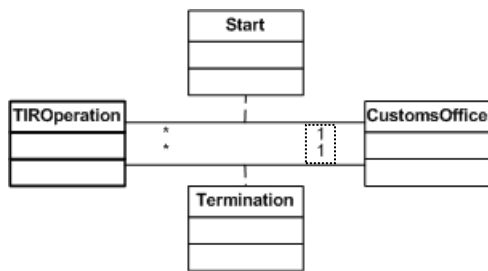
In case the association itself contains information, UML uses a different symbol called “association class”. This is the case for the *Start* association which contains information, such as the starting date of the TIR operation:



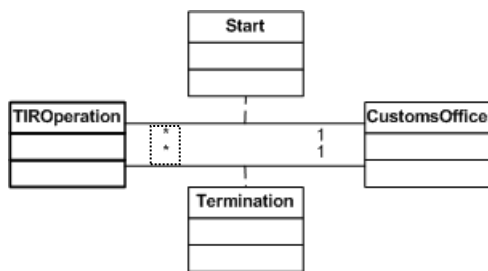
The second association, *Termination*, can be identified in Requirement 13: *the TIR operation is... and terminated at ... Customs office*. Following the logic of the previous association, the association is depicted as an association class:



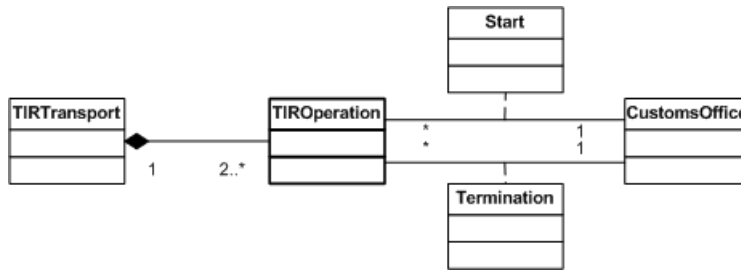
The multiplicities of these two associations are identical. The words *one and only one* indicate that a TIR operation has to start at a Customs office and can not start at more than one. This is translated in UML by inserting “1” on the *Customs Office* side of the association:



In addition, *a Customs office can start and terminate any number of TIR operations*. This is translated in UML by inserting “\*” (meaning from zero to any number) on the *TIR operation* side of the association:



Finally, in order to get the full picture of all relationships involving the *TIR operation* class, the sub part of the high level class diagram can be drawn:



When looking at the complete high level diagram, one should not forget the fact that, although all relationships are depicted in one, single diagram, this does not change the way in which each single relationship should be read.

## Annex V

## UMM/UML glossary

<i>Term</i>	<i>Definition</i>	<i>Source</i>
<b>abstract class</b>	A class that cannot be directly instantiated.	<i>Unified Modelling User Guide</i>
<b>abstraction</b>	The essential characteristics of an entity that distinguish it from all other kinds of entities. An abstraction defines a boundary relative to the perspective of the viewer.	<i>Unified Modelling User Guide</i>
<b>activity diagram</b>	Shows behaviour with control structure. Can show many objects over many uses, many objects in single use case, or implementation of method. Encourages parallel behaviour.	<i>UML Distilled</i>
<b>actor</b>	Someone or something, outside the system or business that interacts with the system or business.	<i>Rational Unified Process</i>
<b>aggregation</b>	A special form of association that specifies a whole-part relationship between the aggregate (the whole) and a component (the part).	<i>Unified Modelling User Guide</i>
<b>analysis classes</b>	An abstraction of a role played by a design element in the system, typically within the context of a <i>use-case realization</i> . Analysis classes may provide an abstraction for several role, representing the common behaviour of those roles. Analysis classes typically evolve into one or more design elements (e.g. design classes and/or capsules, or design subsystems).	<i>Rational Unified Process</i>
<b>analysis</b>	The part of the software development process whose primary purpose is to formulate a model of the problem <i>domain</i> . Analysis focuses on what to do, design focuses on how to do it. See <i>design</i> .	<i>Rational Unified Process</i>
<b>API</b>	Application Protocol Interface.	
<b>architecture</b>	The organizational structure of a system. An architecture can be recursively decomposed into parts that interact through interfaces, relationships that connect parts, and constraints for assembling parts. Parts that interact through interfaces include <i>classes</i> , <i>components</i> and <i>subsystems</i> .	<i>Rational Unified Process</i>
<b>artifact</b>	(1) A piece of information that (1) is produced, modified, or used by a process, (2) defines an area of responsibility, and (3) is subject to version control. An artefact can be a <i>model</i> , a <i>model element</i> , or a <i>document</i> . A document can enclose other documents.	<i>Rational Unified Process</i>
<b>association</b>	A structural relationship that describes a set of links, in which a link is a connection among objects; the semantic relationship between two or more classifiers that involves the connections among their instances.	<i>Unified Modelling User Guide</i>
<b>attributes</b>	An attribute defined by a <i>class</i> represents a named property of the class or its objects. An attribute has a <i>type</i> that defines the type of its instances.	<i>Rational Unified Process</i>
<b>binary association</b>	An association between two classes.	<i>Unified Modelling User Guide</i>

<i>Term</i>	<i>Definition</i>	<i>Source</i>
<b>BPAWG</b>	UN/CEFACT Business Process Analysis Working Group. Responsible for analysing and understanding the key elements of international transactions and working for the elimination of constraints.	<i>UN/CEFACT</i>
<b>Boolean</b>	An enumeration whose values are true and false.	<i>Unified Modelling User Guide</i>
<b>business domain model</b>	The first stage in UN/CEFACT unified process.	<i>UMM</i>
<b>business entity class</b>	Group of Items which are structured in the same way: that serves the fundamental missions of the company, that has legal and/or commercial basis, which may participate in exchanges with partners, which will be implemented into objects (object technology) through a modelling process. For example: order is a business entity class.	<i>UMM</i>
<b>business entity</b>	Something that is accessed, inspected, manipulated, produced, and son on in the business.	<i>UMM</i>
<b>business expert</b>	A person who is knowledgeable about the business area being modelled.	<i>UMM</i>
<b>Business Operational View (BOV)</b>	A perspective of business transactions limited to those aspects regarding the making of business decisions and commitments among organizations, which are needed for the description of a business transaction.	<i>(Open-edi Reference Model - ISO/IEC 14662).</i>
<b>business process</b>	The means by which one or more activities are accomplished in operating business practices.	<i>UMM</i>
<b>business rule</b>	Rules, regulations and practices for business.	<i>UMM</i>
<b>business</b>	a series of processes, each having a clearly understood purpose, involving more than one organization, realized through the exchange of information and directed towards some mutually agreed upon goal, extending over a period of time.	<i>(Open-edi Reference Model - ISO/IEC 14662). (MoU)</i>
<b>cardinality</b>	The number of elements in a set.	<i>Unified Modelling User Guide</i>
<b>class</b>	A description of a set of objects that share the same <i>attributes, operations, methods, relationships</i> , and semantics. A class may use a set of interfaces to specify collections of operations it provides to its environment. See: <i>interface</i> .	<i>Rational Unified Process</i>
<b>class diagram</b>	shows static structure of concepts, types, and classes. Concepts show how users think about the world; types show interfaces of software components; classes show implementation of software components. (UML Distilled) A diagram that shows a collection of declarative (static) <i>model elements</i> , such as <i>classes, types</i> , and their contents and <i>relationships</i> . (Rational Unified Process).	<i>UML Distilled/ Rational Unified Process</i>
<b>collaboration</b>	(1) A collaboration diagram describes a pattern of interaction among	<i>Rational Unified</i>

<i>Term</i>	<i>Definition</i>	<i>Source</i>
<b>diagram</b>	objects; it shows the objects participating in the interaction by their links to each other and the <i>messages</i> they send to each other. Unlike a sequence diagram, a collaboration diagram shows the relationships among the instances. Sequence diagrams and collaboration diagrams express similar information, but show it in different ways. See: <i>sequence diagram</i> .	<i>Process</i>
<b>component</b>	A physical, replaceable part of a system that packages implementation and conforms to and provides the realization of a set of interfaces. A component represents a physical piece of implementation of a system, including software code (source, binary or executable) or equivalents such as scripts or command files.	<i>Rational Unified Process</i>
<b>component diagram</b>	A diagram that shows the organizations and dependencies among <i>components</i> .	<i>Rational Unified Process</i>
<b>component interface</b>	A named set of operations that characterize the behaviour of a component.	<i>OMG</i>
<b>composition</b>	A form of aggregation with strong ownership and coincident lifetime of the parts by the whole; parts with nonfixed multiplicity may be created after composite itself, but once created they live and die with it; such parts can also be explicitly removed before the death of a composite.	<i>Unified Modelling User Guide</i>
<b>constraint</b>	A semantic condition or restriction. Certain constraints are predefined in the UML, others may be user defined. Constraints are one of three extensibility mechanisms in UML. See: <i>tagged value, stereotype</i> .	<i>Rational Unified Process</i>
<b>construction</b>	The third phase of the software development life cycle, in which the software is brought from an executable architectural baseline to the point at which it is ready to be transitioned to the user community.	<i>Unified Modelling User Guide</i>
<b>control classes</b>	A class used to model behaviour specific to one, or a several use cases.	<i>Rational Unified Process</i>
<b>datatype</b>	A descriptor of a set of values that lack identity and whose operations do not have side effects. Data types include primitive pre-defined types and user-definable types. Pre-defined types include numbers, string and time. User-definable types include enumerations.	<i>Rational Unified Process</i>
<b>delegation</b>	The ability of an object to issue a message to another object in response to a message.	<i>Unified Modelling User Guide</i>
<b>deliverables</b>	An output from a process that has a value, material or otherwise, to a customer or other stakeholder.	<i>Rational Unified Process</i>
<b>dependency</b>	A semantic relationship between two things in which a change to one thing (the independent thing) may affect the semantics of the other thing (the dependent thing).	<i>Unified Modelling User Guide</i>
<b>deployment diagram</b>	A diagram that shows the configuration of run-time processing nodes and the <i>components, processes, and objects</i> that live on them. Components represent run-time manifestations of code units. See: <i>component diagram</i> .	<i>Rational Unified Process</i>
<b>design</b>	The part of the software development process whose primary purpose is to decide how the system will be implemented. During design, strategic and tactical decisions are made to meet the required functional and quality <i>requirements</i> of a system. See <i>analysis</i> .	<i>Rational Unified Process</i>
<b>design patterns</b>	A specific solution to a particular problem in software design. Design patterns capture solutions that have developed and evolved over time,	<i>Rational Unified</i>



<i>Term</i>	<i>Definition</i>	<i>Source</i>
	expressed in a succinct and easily applied form.	<i>Process</i>
<b>design view</b>	The view of a system's architecture that encompasses the classes, interfaces and collaborations that form the vocabulary of the problem and its solution; a design view addresses the functional requirements of a system.	<i>Unified Modelling User Guide</i>
<b>diagram</b>	A graphical depiction of all or part of a <i>model</i> .	<i>Rational Unified Process</i>
<b>Document type definition</b>	See DTD.	
<b>domain</b>	An area of knowledge or activity characterized by a family of related systems.  An area of knowledge or activity characterized by a set of concepts and terminology understood by practitioners in that area.	<i>Rational Unified Process</i>
<b>DTD</b>	Document Type Definition.	
<b>EDI message</b>	An approved, published, and maintained formal description of how to structure the data required to perform a specific business function, in such a way as to allow for the transfer and handling of this data by electronic means.	<i>(MoU)</i>
<b>EDIFACT messages</b>	A electronic message formats based on UN/EDIFACT standard set developed and maintained by the UN/EDIFACT Working Group which are in UN/TDID directories.	<i>UN/CEFACT</i>
<b>edifact working group</b>	To develop and maintain UN/EDIFACT, the support of harmonised implementations and the use of multi-lingual terminology.	
<b>elaboration phase</b>	The second <i>phase</i> of the process where the product <i>vision</i> and its <i>architecture</i> are defined.	<i>Rational Unified Process</i>
<b>electronic business</b>	a generic term covering information definition and exchange requirements within and between enterprises, including customers.	<i>(MoU)</i>
<b>electronic commerce</b>	Electronic Commerce is doing business electronically. This includes the sharing of standardised unstructured or structured business information by any electronic means (such as electronic mail or messaging, World Wide Web technology, electronic bulletin boards, smart cards, electronic funds transfers, electronic data interchange, and automatic data capture technology) among suppliers, customers, governmental bodies and other partners in order to conduct and execute transactions in business, administrative and consumer activities.	<i>UN/CEFACT SIMAC</i>
<b>Electronic Data Interchange (EDI)</b>	The automated exchange of any predefined and structured data for business among information systems of two or more organizations.	<i>(Open-edi Reference Model Standard - ISO/IEC 14662). (MoU)</i>
<b>entity classes</b>	A class used to model information that has been stored by the system, and the associated behaviour. A generic class, reused in many use cases, often with persistent characteristics. An entity class defines a set of entity objects, which participate in several use cases and typically survive those use cases.	<i>Rational Unified Process</i>
<b>enumerations</b>	A list of named values used as the range of a particular attribute type. For example, RGBColor = {red, green, blue}. Boolean is a predefined	<i>Rational Unified</i>

<i>Term</i>	<i>Definition</i>	<i>Source</i>
	enumeration with values from the set {false, true}.	<i>Process</i>
<b>EWG</b>	UN/EDIFACT Working Group. To develop and maintain UN/EDIFACT, the support of harmonised implementations and the use of multi-lingual terminology.	
<b>eXtensible Markup Language</b>	See XML.	
<b>Functional Service View (FSV)</b>	A perspective of business transactions limited to those information technology interoperability aspects of IT Systems needed to support the execution of Open-edi transactions.	<i>(MoU)</i>
<b>generalization</b>	A taxonomic relationship between a more general element and a more specific element. The more specific element is fully consistent with the more general element and contains additional information. An instance of the more specific element may be used where the more general element is allowed. See: <i>inheritance</i> .	<i>Rational Unified Process</i>
<b>implementation</b>	A concrete realization of the contract declared by an interface; a definition of how something is constructed or computed.	
<b>inception phase</b>	The first <i>phase</i> of the Unified Process, in which the seed idea, request for proposal, for the previous generation is brought to the point of being (at least internally) funded to enter the <i>elaboration</i> phase.	<i>Rational Unified Process</i>
<b>inheritance</b>	The mechanism by which more specific elements incorporate structure and behaviour of more general elements related by behaviour. See <i>generalization</i> .	<i>Rational Unified Process</i>
<b>instance</b>	An individual entity satisfying the description of a <i>class</i> or <i>type</i> .	<i>Rational Unified Process</i>
<b>interaction diagram</b>	A diagram that shows an interaction, consisting of a set of objects and their relationships, including the messages that may be dispatched among them; interaction diagrams address the dynamic view of a system; a generic term that applies to several types of diagrams that emphasize object interactions, including collaboration diagrams, sequence diagrams and activity diagrams.	<i>Unified Modelling User Guide</i>
<b>interface</b>	A collection of <i>operations</i> that are used to specify a service of a <i>class</i> or a <i>component</i> . A named set of operations that characterize the behaviour of an element.	<i>Rational Unified Process</i>
<b>ISO</b>	The International Organization for Standardization.	
<b>Messages</b>	A specification of the conveyance of information from one instance to another, with the expectation that activity will ensue. A message may specify the raising of a signal or the call of an operation.	<i>Rational Unified Process</i>
<b>messaging protocols</b>	See Messages and Protocol.	
<b>Metaclass</b>	A class whose instances are classes. Metaclasses are typically used to construct <i>metamodels</i> .	
<b>Metamodel</b>	A model that defines the language for expressing a <i>model</i> .	<i>Rational Unified Process</i>
<b>metaobjects</b>	A generic term for all metaentities in a metamodeling language. For example, metatypes, metaclasses, metaattributes, and metaassociations.	<i>Rational Unified Process</i>

<i>Term</i>	<i>Definition</i>	<i>Source</i>
<b>method</b>	(1) A regular and systematic way of accomplishing something; the detailed, logically ordered plans or procedures followed to accomplish a task or attain a goal. (2) UML 1.1: The implementation of an operation, the algorithm or procedure that effects the results of an operation.  The implementation of an operation. It specifies the algorithm or procedure associated with an operation.	<i>Rational Unified Process</i>
<b>methodology</b>	the science of method. A body of methods used in a particular branch of activity.	<i>COD</i>
<b>model</b>	A semantically closed abstraction of a system. In the Unified Process, a complete description of a system from a particular perspective ('complete' meaning you don't need any additional information to understand the system from that perspective); a set of model elements. Two models cannot overlap.  A semantically closed abstraction of a subject system. See: <i>system</i> .  Usage note: In the context of the MOF specification, which describes a <i>meta-metamodel</i> , for brevity the meta-metamodel is frequently referred to as simply the model.	<i>Rational Unified Process</i>
<b>modelling tools</b>	any device or implement used to carry out modeling whether manually or by a machine.	<i>COD</i>
<b>naming</b>	to give a string used to identify a <i>model element</i> .	<i>Rational Unified Process</i>
<b>n-ary association</b>	An association among three or more classes.	<i>Unified Modelling User Guide</i>
<b>note</b>	One of model elements which is a figure symbol to express an element in a diagram.	<i>UML Toolkit</i>
<b>object diagram</b>	A diagram that encompasses <i>objects</i> and their relationships at a point in time. An object diagram may be considered a special case of a class diagram or a collaboration diagram. See: <i>class diagram, collaboration diagram</i> .	<i>Rational Unified Process</i>
<b>Object Oriented Approach</b>	The development of classes of business objects may support and have an impact on the developments in the area of simplification of EDI and its standards. A business object is a true representation of a tangible concept stemming from real business usage.	
<b>objects</b>	An entity with a well-defined boundary and identity that encapsulates <i>state</i> and <i>behaviour</i> . State is represented by <i>attributes</i> and <i>relationships</i> , behavior is represented by <i>operations, methods, and state machines</i> . An object is an instance of a class. See: <i>class, instance</i> .	<i>Rational Unified Process</i>
<b>OCL</b>	Object Constraints Language; a formal language used to express side effect-free constraints.	<i>Unified Modelling User Guide</i>
<b>OO-edi</b>	Object Oriented edi.	
<b>Open-edi</b>	electronic data interchange among multiple autonomous organizations to accomplish an explicit shared business goal according to Open-edi standards (i.e. that complies with the Open-edi Reference Model Standard -	<i>(MoU)</i>

<i>Term</i>	<i>Definition</i>	<i>Source</i>
	ISO/IEC 14662).	
<b>operation signature</b>	See Operation and Signature.	
<b>operation</b>	A service that can be requested from an object to effect behaviour. An operation has a <i>signature</i> , which may restrict the actual parameters that are possible.	<i>Rational Unified Process</i>
<b>package</b>	A general purpose mechanism for organizing elements into groups. Packages may be nested within other packages.	<i>Rational Unified Process</i>
<b>package diagram</b>	shows groups of classes and dependencies among them.	<i>UML Distilled</i>
<b>parameter</b>	The specification of a variable that can be changed, passed, or returned.	<i>Unified Modelling User Guide</i>
<b>patterns</b>	offers useful bits of analysis, design, and coding techniques. Good examples to learn from; starting point for designs.	<i>UML Distilled</i>
<b>phases</b>	The time between two major project milestones, during which a well-defined set of objectives is met, artefacts are completed, and decisions are made to move or not move into the next phase.	<i>Rational Unified Process</i>
<b>process view</b>	The view of a system's architecture that encompasses the threads and processes that form the system's concurrency and synchronization mechanisms; a process view addresses the performance, scalability and throughput of the system.	<i>Unified Modelling User Guide</i>
<b>projects</b>	a plan; a scheme. A planned undertaking. A long-term task undertaken by a student to be submitted for assessment.	<i>COD</i>
<b>protocol</b>	A specification of a compatible set of messages used to communicate between <i>capsules</i> . The protocol defines a set of incoming and outgoing messages types (e.g. operations, signals), and optionally a set of sequence diagrams which define the required ordering of messages and a state machine which specifies the abstract behaviour that the participants in a protocol must provide.	<i>Rational Unified Process</i>
<b>prototype</b>	A release that is not necessarily subject to <i>change management</i> and <i>configuration control</i> .	<i>Rational Unified Process</i>
<b>register</b>	an official list in which items are recorded for reference (list of elementary data in which the meaning –i.e. semantics- of these data is defined).	
<b>Registry</b>	a place where registers are kept.	
<b>Relationship</b>	A semantic connection among model elements. Examples of relationships include <i>associations</i> and <i>generalizations</i> .	<i>Rational Unified Process</i>
<b>repository</b>	Electronic store of structured information (such as EDIFACT messages, X12 messages, XML messages).	
<b>requirement</b>	A desired feature, property or behaviour of a system.	<i>Unified Modelling User Guide</i>
<b>re-use</b>	Further use or repeated use of an <i>artefact</i> .	<i>Rational Unified Process</i>

<i>Term</i>	<i>Definition</i>	<i>Source</i>
<b>scenario</b>	A formal specification of a class of business activities having the same business goal.	<i>(ISO 19735 part I)</i>
<b>schema</b>	In the context of the MOF (Metadata Object Facility), a schema is analogous to a <i>package</i> which is a container of <i>model elements</i> . Schema corresponds to an MOF package. Contrast: <i>metamodel</i> , package corresponds to an MOF package.	<i>Rational Unified Process</i>
<b>scope</b>	the extent to which it is possible to range; the opportunity for action etc.	<i>COD</i>
<b>semantics</b>	relating to meaning in language; relating to the connotations of words.	<i>COD</i>
<b>sequence diagram</b>	A diagram that shows object interactions arranged in time sequence. In particular, it shows the objects participating in the interaction and the sequence of messages exchanged. Unlike a collaboration diagram, a sequence diagram includes time sequences but does not include object relationships. A sequence diagram can exist in a generic form (describes all possible <i>scenarios</i> ) and in an instance form (describes one actual scenario). Sequence diagrams and collaboration diagrams express similar information, but show it in different ways. See: <i>collaboration diagram</i> .	<i>Rational Unified Process</i>
<b>signature</b>	The name and parameters of a behavioural feature. A signature may include an optional returned parameter.	<i>Rational Unified Process</i>
<b>Simpl-EDI</b>	Subsets of UN/EDIFACT messages especially designed for SMEs. Simpl-EDI (Simple Electronic Business) defines simplest processes and their required core data allowing the exchange of the minimum data to effect a business transaction electronically.	<i>UN/CEFACT SIMAC</i>
<b>software developer</b>	A person responsible for developing a software in accordance with project-adopted standards and procedures. This can include performing activities in any of the <i>requirements, analysis &amp; design, implementation, and test</i> workflows.	<i>Rational Unified Process</i>
<b>software solution</b>	the act or a means of solving a problem or difficulty using a software.	<i>COD</i>
<b>specification</b>	A declarative description of what something is or does. Contrast: <i>implementation</i> .	<i>Rational Unified Process</i>
<b>stakeholder</b>	An individual who is materially affected by the outcome of the system.	<i>Rational Unified Process</i>
<b>state diagram</b>	shows how single object behaves across many use cases.	<i>UML Distilled</i>
<b>state machine</b>	A state machine specifies the behaviour of a <i>model element</i> , defining its response to events and the life cycle of the object.  A behaviour that specifies the sequences of <i>states</i> that an object or an interaction goes through during its life in response to events, together with its responses and actions.	<i>Rational Unified Process</i>
<b>statechart (state machine) diagram</b>	A diagram that shows a state machine. See: <i>state machine</i> .	<i>Rational Unified Process</i>
<b>states</b>	A condition or situation during the life of an object during which it satisfies some condition, performs some activity, or waits for some event. Contrast: state [OMA].	<i>Rational Unified Process</i>

<i>Term</i>	<i>Definition</i>	<i>Source</i>
<b>stereotype</b>	A new type of modelling element that extends the semantics of the metamodel. Stereotypes must be based on certain existing types or classes in the metamodel. Stereotypes may extend the semantics, but not the structure of pre-existing types and classes. Certain stereotypes are predefined in the UML, others may be user defined. Stereotypes are one of three extensibility mechanisms in UML. See: constraint, tagged value.	<i>OMG</i>
<b>sub-domain</b>	An lower area of knowledge or activity characterized by a family of related systems contained by a domain.	
<b>swimlane</b>	A partition on an interaction diagram for organizing responsibilities for actions.	<i>Unified Modelling User Guide</i>
<b>syntax rules</b>	rules governing the structure of an interchange and its functional groups, messages, segments and data elements.	<i>(ISO 9735)</i>
<b>system</b>	As an instance, an executable configuration of a software application or software application family; the execution is done on a hardware platform. As a class, a particular software application or software application family that can be configured and installed on a hardware platform. In a general sense, an arbitrary system instance.  1. A collection of connected units that are organized to accomplish a specific purpose. A system can be described by one or more models, possibly from different viewpoints. Synonym: physical system. 2. A top-level subsystem.	<i>Rational Unified Process</i>
<b>templates</b>	A pre-defined structure for an <i>artifact</i> . Synonym: <i>parameterized element</i> .	<i>Rational Unified Process</i>
<b>test</b>	A <i>core process workflow</i> in the software-engineering process whose purpose is to integrate and test the system.	<i>Rational Unified Process</i>
<b>TMWG</b>	UN/CEFACT Techniques and Methodologies Group. To research and identify techniques and methodologies which could be utilised by CEFACT and its working groups to enhance the process by which its deliverables are produced and integrated.	
<b>traceability</b>	The ability to trace a project element to other related project elements, especially those related to <i>requirements</i> .	<i>Rational Unified Process</i>
<b>transition phase</b>	The fourth <i>phase</i> of the process in which the software is turned over to the user community; a relationship between two states indicating that an object in the first state will perform certain actions and enter the second state when a specified event occurs and conditions are satisfied.	<i>Unified Modelling User Guide</i>
<b>type</b>	Description of a set of entities which share common characteristics, relations, attributes, and semantics.  A stereotype of class that is used to specify a domain of instances (objects) together with the operations applicable to the objects. A type may not contain any methods. See: <i>class</i> , <i>instance</i> . Contrast: <i>interface</i> .	<i>Rational Unified Process</i>
<b>UML</b>	See Unified Modelling Language.	
<b>UN/EDIFACT</b>	(United Nations Electronic Data Interchange for Administration, Commerce and transport): "User application protocol, for use within user application systems for data to be interchanged, compatible with the OSI model."	<i>(UN/EDIFACT syntax implementation guidelines,</i>

<i>Term</i>	<i>Definition</i>	<i>Source</i>
		UNTDID 1990). (MoU)
<b>Unified Modeling Language (UML)</b>	a set of diagrams that communicate requirements regarding a business process.	
<b>use case</b>	The specification of a sequence of actions, including variants, that a system (or other entity) can perform, interacting with <i>actors</i> of the system. See: <i>use-case instances</i> . A use-case class contains all main, alternate flows of events related to producing the 'observable result of value'. Technically, a use-case is a class whose instances are <i>scenarios</i> .	<i>Rational Unified Process</i>
<b>use-case analysis</b>	The part of the software development process using use case methodology whose primary purpose is to formulate a model of the problem <i>domain</i> . Analysis focuses on what to do, design focuses on how to do it.	
<b>use-case diagram</b>	A diagram that shows the relationships among <i>actors</i> and <i>use cases</i> within a system.	<i>Rational Unified Process</i>
<b>use-case instance</b>	A sequence of actions performed by a system that yields an observable result of value to a particular actor.	<i>Rational Unified Process</i>
<b>use-case model</b>	A model that describes a system's functional <i>requirements</i> in terms of <i>use cases</i> .	
<b>use-case realization</b>	A use-case realization describes how a particular use case is realized within the <i>design model</i> , in terms of collaborating objects.	<i>Rational Unified Process</i>
<b>use-case view</b>	An <i>architectural view</i> that describes how critical use cases are performed in the system, focusing mostly on architecturally significant components (objects, tasks, nodes). In the Unified Process, it is a view of the <i>use-case model</i> .	<i>Rational Unified Process</i>
<b>view elements</b>	A view element is a textual and/or graphical projection of a collection of <i>model elements</i> .	<i>Rational Unified Process</i>
<b>view</b>	A simplified description (an abstraction) of a model, which is seen from a given perspective or vantage point and omits entities that are not relevant to this perspective. See also <i>architectural view</i> .	<i>Rational Unified Process</i>
<b>workflow</b>	A sequence of activities in the Rational Unified Modelling Methodology.	
<b>XML (eXtensible Markup Language)</b>	XML is designed to enable the exchange of information (data) between different applications and data sources on the World Wide Web. XML is a simplified subset of the Standard Generalized Markup Language (SGML). XML allows construction of structured data (trees) which rely on composition relationships. XML schemas are used to define data models.	UN/CEFACT SIMAC

## Annex VI

### eTIR declaration mechanism

Chapter 2.1.2.4.2, stipulates “that the holder submits the declaration by electronic means to the Customs office of departure, making reference to a guarantee issued by a guarantee chain, using authentication mechanisms. The declaration shall be submitted prior to the presentation of the goods at the Customs office of departure. Alternatively, the holder can make use of declaration mechanisms provided by the eTIR international system, the Customs system of his country of residence (if available) or third party solutions provided by the private sector (including by the guarantee chains). National Customs system will use the declaration web service of the eTIR international system to forward the declaration to the country of departure. Authorized international private sector declaration systems can use the declaration web service of the eTIR international system to forward the declaration to the country of departure. Customs authorities shall, if satisfied, validate and accept the declaration and transmit it to the eTIR international system. The eTIR international system forwards this information to the following Customs authorities involved in the transport.”<sup>1/</sup>

The declaration mechanism envisages that the holder sends his advance cargo information<sup>2/</sup> only to the Customs office of departure of the TIR transport. The Customs office of departure uses this information when the holder lodges his Customs declaration. The holder actually lodges the Customs declaration by presenting Customs with the reference to the guarantee which he has obtained from the guarantee chain and which he has included in the advance cargo information. The Customs office of departure after having accepted the Customs declaration, registers the information contained in the declaration together with other TIR transport information (e.g. the information on seals) as advance cargo information in the eTIR international system. The eTIR international system forwards the advance cargo information to all Customs authorities declared by the holder as part of his itinerary. This mechanism is devised to facilitate the submission procedure by the holder, without further complicating the procedure for Customs authorities that would in any case have to exchange information concerning TIR transports. This mechanism is similar to the current paper based procedure, where the TIR Carnet becomes a Customs document from the moment the first Customs office of departure stamps each and every page of the TIR carnet. The difference lies in the transportation of the information, which is performed by the truck driver today and will be performed by the eTIR international system tomorrow.

The fact that the holder is obliged to provide Customs with advance cargo information does not relieve him from his responsibility to lodge his declaration by presenting himself, together with the goods vehicle and the reference to the guarantee, in accordance with Article 21 of the TIR Convention. It is then the responsibility of Customs to accept the declaration.

---

<sup>1/</sup> The eTIR system maintains the principle that a TIR transport consists of a set of TIR operations. See Annex 1 of the eTIR Reference Model, Requirement 10.

<sup>2/</sup> The holder, at any time, can verify the integrity of the advance cargo information by means of a ‘key’ which has been generated on the basis of these data.

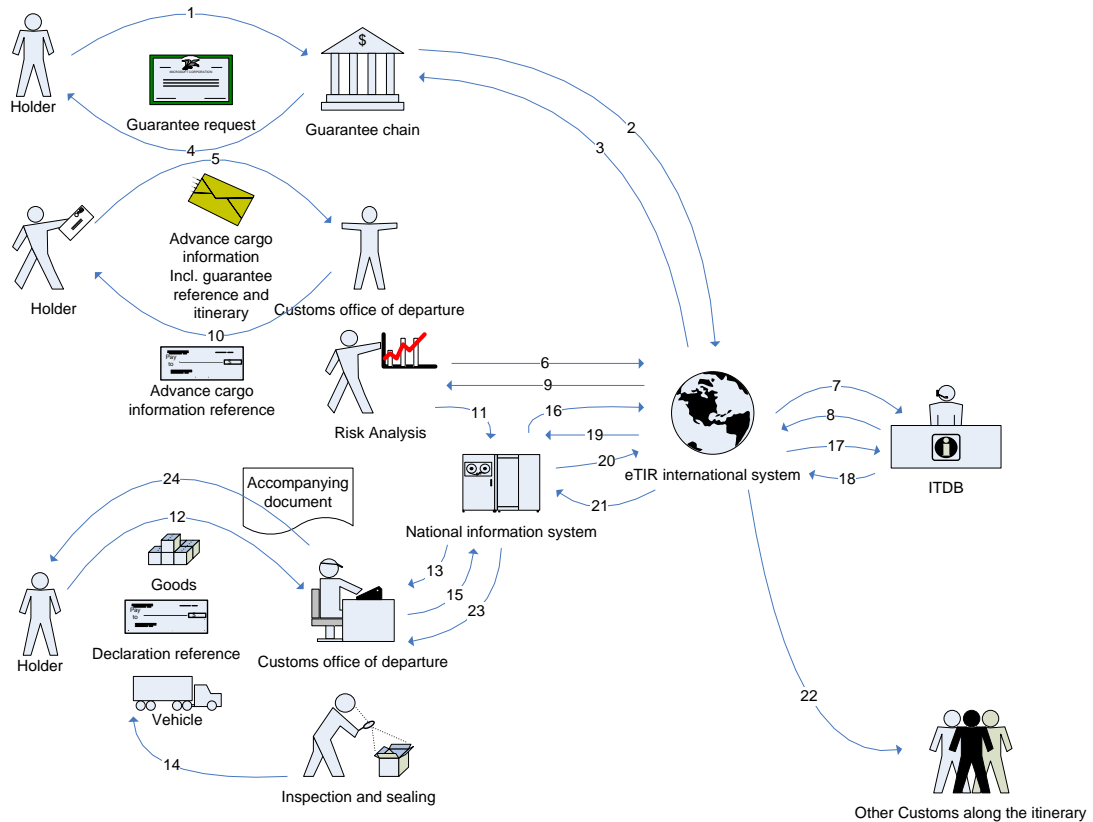


## VI.1. The eTIR declaration at the first Customs office of departure

Figure 1 describes all steps related to the declaration submission process at the first Customs office of departure. Steps are numbered and described in the text following the figure.

Figure VI.1

### Declaration at the first Customs office of departure



1. The holder requests a guarantee from the guarantee chain;
2. The guarantee chain accepts the request and registers the guarantee with the eTIR international system;
3. The eTIR international system acknowledges registration of the guarantee;
4. The guarantee chain provides the holder with a unique reference to the guarantee;
5. After having generated the “key” to ensure the integrity of the advance cargo information, the holder sends the advance cargo information to the central Customs system in the country of departure, using a national declaration mechanism of the country of departure (if he has the required credentials), the declaration mechanism of his country of residence (if available for declarations made in other countries), the web service made available in the eTIR international system or a declaration mechanism provided by the private sector;
6. As part of their risk analysis, Customs authorities check the validity of the guarantee in the eTIR international system;
7. The eTIR international system queries the ITDB to check that the holder is authorized;

8. The ITDB provides information on the holder to the eTIR international system;
9. The eTIR international system provides the information on holder and guarantee to Customs;
10. Customs confirm the reception and the validity of the advance cargo information to the holder and provide him with a unique reference;
11. Customs store the advance cargo information in their internal system, possibly together with the results of their risk assessment;
12. The holder presents the vehicle, the goods and the reference to the guarantee (or the reference provided by Customs) to the Customs office of departure to lodge the declaration;
13. The Customs office of departure retrieves from the national Customs system the data contained in the advance cargo information message to become the Customs declaration, allowing the holder to verify the integrity of the data by comparing the “key” of the declaration with the one originally generated. Then, Customs check the vehicle and goods against the Customs declaration in accordance with the appropriate risk assessment information;
14. The Customs office of departure inspects and seals the vehicle;
15. The results of the checks and the seals numbers are stored in the Customs system;
16. The Customs office of departure (national system) informs the eTIR international system that it accepts the guarantee;
17. The eTIR international system queries the ITDB on the status <sup>1/</sup> of the holder to whom the guarantee has been issued;
18. The ITDB returns the status of the holder to the eTIR international system;
19. The eTIR international system confirms the acceptance of the guarantee to the national Customs system;
20. After having accepted the declaration, the national system forwards the relevant TIR transport data (Customs declaration and the seals numbers) to the eTIR international system by means of the “Record Consignment” message; <sup>2/</sup>
21. The eTIR international system confirms the reception of the information;
22. The eTIR international system provides all Customs administrations involved in the TIR transport with the TIR transport information. This information, exchanged in a Customs secure environment, will serve as the advance cargo information for the subsequent Customs authorities;
23. The Customs officer sees the results on his/her screen and prints the accompanying document;
24. The Customs officer hands out the paper accompanying document to the holder.

---

<sup>1/</sup> The status of the holder refers to his status as contained in the ITDB, i.e. authorized, withdrawn, excluded (art. 38), end of activity.

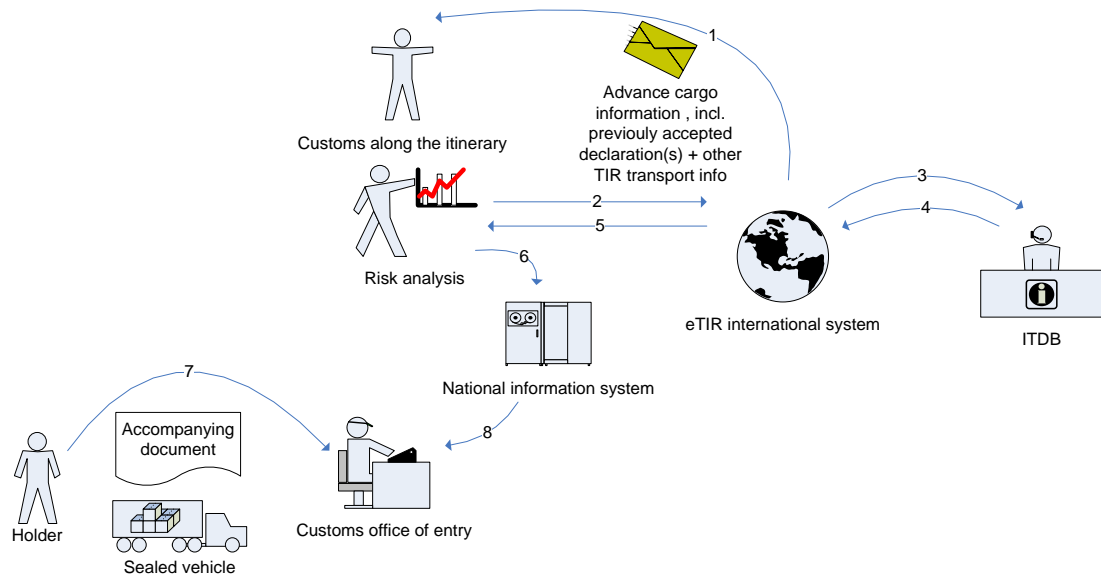
<sup>2/</sup> Customs perform other activities in line with national or international requirements, such as sending a “Start TIR operation” message (which triggers a checking of the guarantee before the TIR operation can be started). However, as this is not part of the declaration submission mechanism but rather follows the acceptance of the declaration by Customs, it is not further described in this document.

## VI.2. The eTIR declaration at the Customs office of entry

Figure 2 describes all steps related to the declaration submission process at the Customs office of entry. Steps are numbered and described in the text following the figure.

Figure VI.2

### Declaration at the Customs office of entry



1. Customs authorities along the itinerary receive the advance cargo information from the eTIR international system, indicating that a holder is performing a TIR transport which will enter their territory (see step 22 of the Customs office of departure; such information might be just a message, inviting Customs to query the eTIR international system or the TIR transport information);
2. As part of their risk analysis, Customs authorities check the validity of the guarantee with the eTIR international system;
3. The eTIR international system queries the ITDB to check that the holder is authorized;
4. The ITDB provides information on the holder to the eTIR international system;
5. The eTIR international system provides the information on holder and guarantee to Customs;
6. Customs store the advance cargo information in their national system, possibly together with the results of their risk assessment;
7. The holder presents the sealed vehicle (containing the goods) together with the accompanying document and the guarantee reference at the Customs office of entry en route;
8. The Customs office of entry en route retrieves from the national Customs system the data contained in the advance cargo information message to become the Customs

declaration, allowing the holder to verify the integrity of the data by comparing the “key” of the declaration with the one originally generated.<sup>1/</sup>

In case the geographical distance between the Customs office of departure and the Customs office of entry en route is too close to meet deadlines <sup>2/</sup> for the submission of advance cargo information, Customs authorities at the Customs office of entry en route should accept the advance cargo information forwarded through the eTIR international system. In a computerized environment, even short time lags are sufficient to perform automatic risk assessment and should allow for adequate channelling of the holder upon his arrival at the border.

### **VI.3. The eTIR declaration at the following Customs offices of departure**

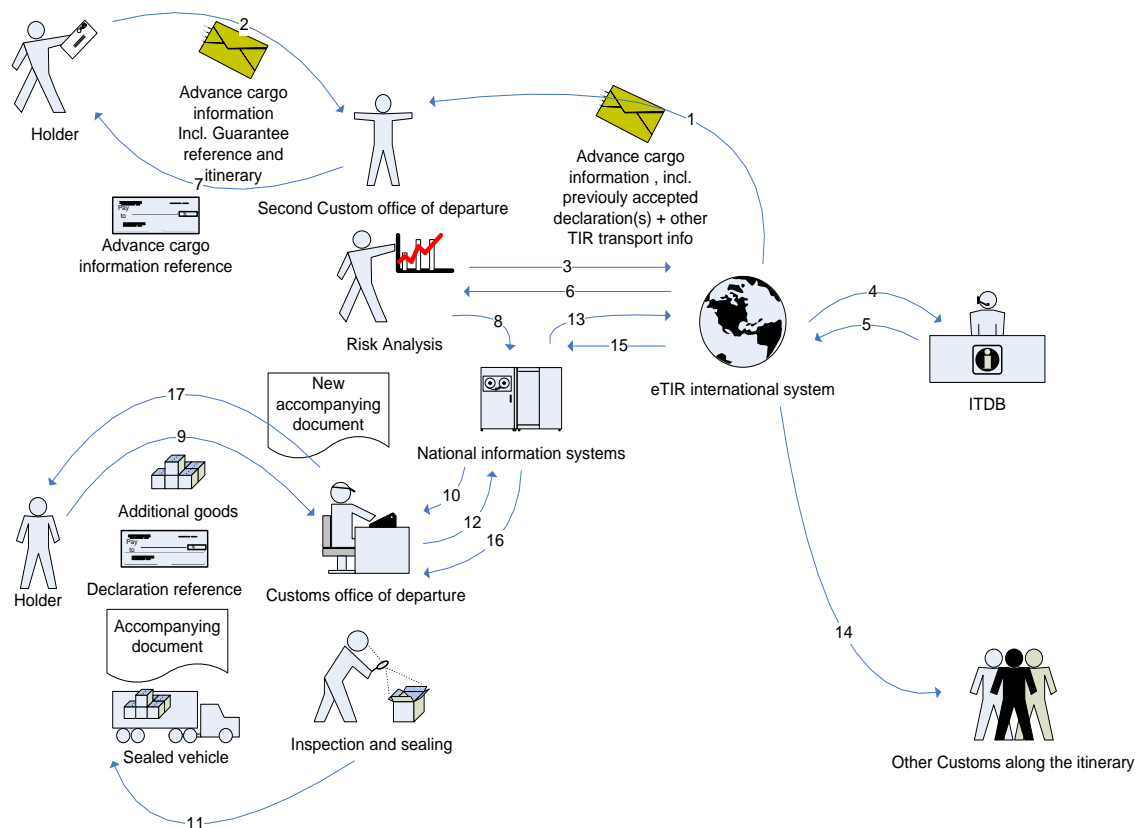
Figure 3 describes all steps related to of the declaration submission process at a Customs office of departure, other than the first Customs office of departure, in case of multiple loading places. Steps are numbered and described in the text following the figure.

---

<sup>1/</sup> After accepting the declaration, Customs perform other activities in line with national or international requirements, such as sending a “Start TIR operation” message (which triggers a checking of the guarantee before the TIR operation can be started). However, as this is not part of the declaration submission mechanism but rather follows the acceptance of the declaration by Customs, it is not further described in this document.

<sup>2/</sup> Specific deadlines regarding the arrival of advance information will be defined in the legal provisions allowing for the implementation of the eTIR system.

Figure VI.3  
Declaration at the following Customs offices of departure



1. The eTIR international system sends the advance cargo information to the Customs authorities along the itinerary (see step 22 at the first Customs office of departure);
2. After having generated the “key” to ensure the integrity of the advance cargo information, the holder sends the advance cargo information, regarding the totality of the goods, to the central Customs system in the country of departure, using a national declaration mechanism of the country of departure (if he has the required credentials), the declaration mechanism of his country of residence (if available for declarations made in other countries), the web service made available in the eTIR international system or a declaration mechanism provided by the private sector;
3. As part of their risk analysis, Customs authorities check the validity of the guarantee with the eTIR international system;
4. The eTIR international system queries the ITDB to check that the holder is authorized;
5. The ITDB provides information on the holder to the eTIR international system;
6. The eTIR international system provides the information on holder and guarantee to Customs;

7. Customs confirm the reception and the validity<sup>1/</sup> of the advance cargo information regarding the additional goods to be loaded to the holder and provide him with a unique reference;
8. Customs store the advance cargo information in their internal system, possibly together with the results of their risk assessment;
9. The holder presents the sealed vehicle (containing goods loaded at previous loading points), together with the accompanying document. Moreover, he presents the additional goods to be loaded, together with the reference to the guarantee (or the reference provided by Customs) to the Customs office of departure to lodge the declaration;
10. The Customs office of departure retrieves from the national Customs system the data contained in the advance cargo information message to become the Customs declaration, allowing the holder to verify the integrity of the data by comparing the “key” of the declaration with the one originally generated. Then, Customs check the vehicle and goods against the Customs declaration in accordance with the appropriate risk assessment information;
11. Customs retrieves the advance cargo information from the Customs system, possibly together with the results of their risk assessment;
12. Customs remove the seals, inspect the goods and the vehicle according to the results of the risk analysis and, after the additional good are loaded, seal the vehicle;
13. The results of the checks and the seals numbers are stored in the Customs system;
14. After having accepted the declaration, the national system forwards the relevant TIR transport data (Customs declaration and the seals numbers) to the eTIR international system by means of the “Update Consignment” message;<sup>2/</sup>
15. The eTIR international system confirms the reception of the information;
16. The eTIR international system provides all Customs administrations involved in the TIR transport with the TIR transport information. This information, exchanged in a Customs secure environment, will serve as the advance cargo information for the subsequent Customs authorities;
17. The Customs officer sees the results on his/her screen and prints the accompanying document;
18. The Customs officer hands out the paper accompanying document to the holder.

In case the geographical distance between the first and the second Customs office of departure is too close to meet deadlines<sup>3/</sup> for the submission of advance cargo information, Customs authorities at the second Customs office of departure should accept the advance cargo information forwarded through the eTIR international system. In a computerized

---

<sup>1/</sup> As part of the verification procedure, Customs also verify that the information provided at the first loading point (received through the eTIR international system) is contained in the new advance cargo information message.

<sup>2/</sup> Customs perform other activities in line with national or international requirements, such as sending a “Start TIR operation” message (which triggers a checking of the guarantee before the TIR operation can be started). However, as this is not part of the declaration submission mechanism but rather follows the acceptance of the declaration by Customs, it is not further described in this document.

<sup>3/</sup> Specific deadlines regarding the arrival of advance information will be defined in the legal provisions allowing for the implementation of the eTIR system.

environment, even short time lags are sufficient to perform automatic risk assessment and should allow for adequate channelling of the holder upon his arrival at the border.

## **VI.4. Remarks**

### **VI.4.1. Submission of the declaration in foreign countries**

A major issue with regard to the declaration submission procedure as contained in the eTIR Project seems to be the requirement for the holder to send advance cargo information to Customs administrations in other countries than the holder's country of residence. The responsibility to provide an adequate submission procedure lies at the national level and is a matter between the holder and the Customs authorities, falling outside the scope of the eTIR Project. Nevertheless, further to defining a standard set of elements to be contained in the advance cargo information message, the eTIR international system will also provide a declaration web service that will be made available to authorized holders, third party service providers and Customs.

There is general agreement that the requirement of a national electronic declaration system does not pose a problem in the relationship between holder and Customs authorities of the country in which he is established or resident. However, there seems to be a potential problem with regard as to how the holder can establish secure electronic communications with Customs authorities in other countries where the beginning of the TIR transport could take place, without having to call upon the paid services of a Customs broker or any other third party. In order to achieve this, Customs administrations will have to ensure not only that their national declaration submission system is accessible by all holders (in particular when considering authentication requirements), but that it is also available in, at least, one of the three official languages of the TIR Convention (English, French or Russian). A generalized use of standard codes will also further simplify this issue. In order to provide holders with additional options to submit their declaration to Customs, a declaration web service is also available in the eTIR international system and made available to authorized holders, Customs systems and authorized third party declaration mechanisms. This web service allows to forward advance cargo information to the Customs system of the country of departure. Furthermore, Customs administrations may wish to extend the scope of their national declaration mechanism to allow their national holders to send advance cargo information to other Customs systems when the TIR transport starts abroad (making use of the eTIR international system declaration web service). Finally, third party solutions (like TIR-EPD or Customs brokers services) may also be used to transmit the advance cargo information directly to Customs or via the eTIR international system declaration web service.

### **VI.4.2. Comparison with the current paper environment**

The declaration mechanism contained in the eTIR Project only differs slightly from the current paper-based procedure. The declaration continues to be formally lodged by the holder at the time he presents himself at the Customs office of departure or entry en route, together with the vehicle and the goods. However, the eTIR system introduces, as new requirement, that Customs should receive advance cargo information prior to the physical presentation of the vehicle and goods at the Customs office of departure or entry en route. In line with the objectives of the eTIR Project, the purpose of this is to allow Customs to perform certain checks (including the validity of the guarantee) and to determine the risk profile of the TIR transport prior to its arrival at the Customs office concerned. In continuation, the eTIR system is designed in such a way that the holder only needs to submit his advance cargo information once, thus avoiding the multiple, unsolicited and, possibly even erroneous, submission to various national Customs systems. The Customs

office of departure, by registering all relevant TIR transport information in the eTIR international system, ensures that the data required for lodging the declaration, as well as other TIR transport information (e.g. seals), are provided to all consecutive countries involved in the TIR transport prior to the arrival of the vehicle so that Customs can perform advance risk assessment. As it is the case today, the holder remains responsible for the presentation of the vehicle, load and guarantee reference in accordance with the principles set out in Article 21 of the TIR Convention at each Customs office. The change in the procedure regards only the information required to lodge the declaration, which is currently provided by means of the TIR Carnet and which will be provided electronically in the future by means of the mechanisms described above.

#### **VI.4.3. Legal implications of the eTIR declaration submission mechanism**

In the course of the discussions of the WP.30 at its 119th session, issues have been raised of a legal nature, which go beyond the scope of the mandate of the GE.1, but which deserve the Working Party's full attention. In the following paragraphs, the secretariat provides its preliminary assessment of the issues at stake for consideration by WP.30.

*a. Legal basis for Customs to receive/send/use advance declaration data through the eTIR international system*

It goes without saying that the introduction of the eTIR system will require a revision of the legal provisions of the TIR Convention. In the framework of this revision, it will be necessary to include provisions ensuring that the eTIR international system is adequately defined as the cornerstone of the information exchange between Customs authorities and providing a legal basis for a secure electronic exchange of TIR data, which would replace the current exchange of information based on the paper TIR Carnet.

*b. Liability of the holder if an error occurs in the course of the transmission of data from Customs to Customs through the eTIR international system*

First of all, it should be stressed that the holder is and will remain responsible, and thus liable, for the accuracy and the completeness of the information he provides. The eTIR system nevertheless provides the holder with means to ensure the authenticity of the information. The eTIR system foresees that the holder generates a "key" using his advance cargo information.<sup>1/</sup> The Customs authorities will also calculate the "key", from the information they received directly from the holder or through the eTIR international system, and therefore provide the holder with a quick mean to ensuring that the correct information has been considered. With that in mind, it is the responsibility of the holder to ensure there is no divergence between data he submitted, data transmitted via the eTIR international system and data received by Customs authorities in the course of a TIR transport, and request a correction, if need be.

---

<sup>1/</sup> In more technical terms this key is also known as hash code. A "hash" function takes information as an input and provides the hash code as an output. Whenever the information, e.g. the advance cargo information, is changed the resulting hash code will also change. Therefore, the hash code can ensure that the information provided by the holder is not changed in the course of the TIR transport.



## Annex VII

### **Cost Benefit Analysis of the eTIR system: summary, limitations and recommendations**

#### **VII.1. Background**

At its forty-eighth session, further to requests from the Inland Transport Committee (ITC), the Working Party on Customs Questions affecting Transport (WP.30) and the Informal Ad hoc Expert Group on Conceptual and Technical aspects of Computerization of the TIR Procedure (GE.1 or "Expert Group"), the TIR Executive Board (TIRExB) mandated the secretariat to conduct a Cost Benefit Analysis (CBA) of the eTIR Project (TIRExB/REP/2011/48final para. 10). Consequently, taking into account the funds available in the TIRExB consultancy budget line and the task to be undertaken, the TIR secretariat requested the relevant services of the United Nations Office at Geneva (UNOG) to issue a tender. In line with the applicable United Nations procurement principles, rules and procedures, UNOG sent out a request for quotes to five companies. Two companies submitted bids, which were evaluated. The contract was awarded to the qualified bidder, whose bid substantially conformed to the requirements set forth in the solicitation documents and who had been evaluated as being most cost-efficient for the United Nations.

At its twentieth session, the Expert Group welcomed the draft CBA, presented in Informal documents GE.1 Nos. 6a, 6b, 6c, 6d and 6e (2012). The Expert Group expressed its general consent with the methodology used by the consultants, while, at the same time, raising preliminary comments on various assumptions used by the consultants in the course of the CBA. Inter alia, the Expert Group was of the opinion that the two scenarios described in the CBA (gradual introduction of eTIR Carnets versus the one time replacement of the paper TIR system by an electronic system, the so-called "big-bang" scenario) were too optimistic and requested the unrealistic "big-bang" scenario, to be replaced by a more pessimistic (i.e.: more realistic) one. In reply to suggestions that the scenarios used should be based on complex forecasts on the long-term development of transport flows between TIR Contracting Parties, the secretariat recalled that the CBA had been adjudged to the consultants on the basis of a clear mandate and with a limited budget and that, therefore, it was unrealistic to expect them to undertake such a complex simulation exercise, in addition to their work so far. To wrap up its initial discussions on the issue, the Expert Group requested additional time in order to provide the secretariat in writing with its comments on the draft CBA and proposed that eTIR focal points would also be given the opportunity to submit their contributions. Further to this request, the secretariat sent an e-mail to eTIR focal points, soliciting their considerations on the draft CBA.

On the basis of all comments received, the consultants prepared an updated version of the CBA, which was presented as Informal document No. 12 at the Expert Group's twenty-first session. The Expert Group took note that, apart from apparent mistakes in the calculations and lack of textual consistency, the CBA was final. The Expert Group agreed on the methodology used by the consultants, but felt that some costs, e.g. training, and indirect benefits were missing from the calculations. The Expert Group agreed with the proposal by the secretariat to prepare a revision of Informal document No. 12, correcting all remaining mistakes, for circulation among the network of eTIR focal points. Furthermore, it requested the secretariat to prepare a document, for consideration at its twenty-second session, containing a summary of the consultants' CBA, in combination with an assessment of the limitations of the analysis, i.e. the missing costs and benefits, as well as recommendations.

At its twenty-second session, the Expert Group welcomed Informal document GE.1 No. 2 (2013), discussed it and slightly revised the wording of the recommendations. The IRU expressed reservations with regard to the final CBA, the corresponding assessment made by the TIR secretariat and the recommendations by the Expert Group (see ECE/TRANS/WP.30/2013/10, para. 16). After responding to the IRUs reservations (see ECE/TRANS/WP.30/2013/10, para. 17), the Expert Group requested the secretariat to include a revised version of Informal document GE.1 No. 2 (2013) as an annex to the eTIR Reference Model and submit it to WP.30 for consideration.

## **VII.2. Summary of the Cost Benefit Analysis**

### **VII.2.1. Disclaimer**

The CBA, as contained in Informal document GE.1 No. 12 Rev.1 (2012), reflects the views of the consultants and not those of the UNECE secretariat. The UNECE secretariat's contribution has been limited to ensuring that the CBA methodology has been properly applied and preparing the underlying summary.

### **VII.2.2. Objective and methodology**

The main objective of the eTIR CBA is to compare the costs and the benefits of the implementation of an eTIR system under various assumptions, exploring different technological options and assuming different scenarios over a period of twelve years, i.e. two years for the development and deployment of a centralized exchange platform (the "so-called" eTIR international system), followed by ten years of progressively increased usage. In line with standard CBA methodology, costs and benefits are discounted to allow their comparison at present value. For the purpose of the eTIR CBA, a discount rate of 5 per cent is used. Returns on investment (ROI) and Net Present Values (NPV) are used to compare the various technological options.

7. The assumptions are based on various sources, e.g. the eTIR Reference Model, as well as the consultants' expertise in the field of information and communication technology (ICT) projects, in particular software development projects.

### **VII.2.3. Technological options**

The CBA identifies six technological options to implement a centralized eTIR international system.

- At premises: a new data centre will be established to host the eTIR international system. This implies the purchase and maintenance of a completely new data centre (space, network, hardware and software).
- UNOG: the eTIR international system will run on machines hosted and maintained at the United Nations at Geneva (UNOG) data centre.
- UNICC: the eTIR international system will run on machines hosted and maintained at the United Nations International Computing Center (UNICC) data centre.

- IaaS (Infrastructure as a Service): the eTIR international system will run on a shared infrastructure in cloud.<sup>1</sup>
- PaaS (Platform as a Service): the eTIR international system will run on a shared platform in cloud.
- SaaS (Software as a Service): the eTIR international system will be provided as a service by a cloud provider.

The technical assessment, presented in Annex of the CBA, identifies PaaS as the best option, followed by UNOG and UNICC.

#### VII.2.4. Scenarios

The CBA considers two different scenarios over a period of 12 years. It is assumed that, at the end of this period, all 57 Contracting Parties (CP) to the TIR Convention would have upgraded their Customs IT systems to ensure the connectivity with the eTIR international system, according to the following schedule:

Table VII.1

##### Annual number of Contracting Parties upgrading their IT system

<i>Year</i>	<i>1</i>	<i>2</i>	<i>3</i>	<i>4</i>	<i>5</i>	<i>6</i>	<i>7</i>	<i>8</i>	<i>9</i>	<i>10</i>	<i>11</i>	<i>12</i>
No. of Contracting Parties		3	3	3	5	10	10	5	5	5	4	4

The two scenarios differ from each other by the number of TIR transports that would be handled solely electronically every year, i.e. making full use of the eTIR international system. In the first scenario, the number of computerized TIR transports would gradually reach the current annual number of TIR Carnets used (approx. 3 million). In the second scenario, only half of those would be computerized after the twelfth year. The following table shows the annual number of computerized TIR transports for both scenarios.

Table VII.2

##### Number of fully computerized TIR transports (thousands)

<i>Year</i>	<i>1</i>	<i>2</i>	<i>3</i>	<i>4</i>	<i>5</i>	<i>6</i>	<i>7</i>	<i>8</i>	<i>9</i>	<i>10</i>	<i>11</i>	<i>12</i>
Scenario 1		100	700	800	1 200	1 300	2 000	2 500	2 600	2 800	3 000	
Scenario 2		50	300	400	500	600	1 000	1 200	1 300	1 400	1 500	

#### VII.2.5. Costs

The following costs categories are considered:

- Development costs
- Initial costs
- Operational and hosting costs
- Helpdesk costs
- Costs to adapt national applications

<sup>1</sup> The term "cloud" refers to cloud computing, i.e. the usage of (shared) computing resources (hardware and software) made available by specialized companies as services over the Internet.

For each cost category, minimal and maximum costs are estimated.

**VII.2.5.1. Development costs**

The development costs of the three components of the eTIR international system have been estimated separately:

- (a) the kernel (ensuring the electronic exchange of eTIR messages);
- (b) the web base user interface, which would serve as backup to the kernel, and
- (c) the administration console.

The system dimension of each component has been estimated by means of a function point analysis (FPA) and adjusted on the basis of an estimated processing complexity. On that basis (and by using the Constructive Cost Model (COCOMO) II methodology), the development costs and schedule have been estimated. The development costs of the entire eTIR international system range between 924,800 and 1,127,000 US\$.

**VII.2.5.2. Initial Costs**

Setting up the eTIR international system will require different costs, depending on the technological options selected. Table 3 presents the minimum and maximum estimated initial costs for each option. They include, but are not limited to, purchasing facilities, hardware and software, as well as training and recruitment activities.

Table VII.3

**Initial costs**

(United States dollars)

	<i>Min</i>	<i>Max</i>
At premises	1 255 000	1 450 000
UNOG	681 500	792 500
UNICC	632 000	743 000
IaaS	632 000	743 000
PaaS	142 000	183 000
SaaS	10 000	15 000

**VII.2.5.3. Operational and hosting costs**

Operating and maintaining the eTIR international system will imply annual costs. Most of those costs depend on the number of TIR transports that will be handled by the system. The costs will also vary greatly, depending on the technological options selected. Table 4 presents the minimum and maximum estimated annual variable costs for each option, in case 3 million TIR transport would be handled by the system. Variable costs include, depending on the option, costs for testing, backup, staff, training, audit, insurance and management as well as fees paid to cloud operators.

Table VII.4

**Annual operational and cloud costs**

(United States dollars)

	<i>Min</i>	<i>Max</i>
At premises	340 419	526 059
UNOG	194 739	243 259

	<i>Min</i>	<i>Max</i>
UNICC	167 719	257 059
IaaS	113 402	153 126
PaaS	159 116	180 816
SaaS	1 500 000	3 000 000

By dividing the above-mentioned costs by 3 million, a unit cost operational and cloud cost per TIR transport has been calculated. On that basis, the annual variable costs for each scenario have been estimated.

#### **VII.2.5.4. Helpdesk costs**

The eTIR Reference Model requires only a minimal helpdesk, the main function of which it is to assist countries in connecting their IT systems to the eTIR international system. Such a helpdesk would be composed of 2 IT specialists, working 40 hours a week. The initial costs to establish such a helpdesk would range from 24,500 to 44,000 US\$. The operating and personnel costs have been estimated between 126,180 and 216,600 US\$ per annum.

#### **VII.2.5.5. Costs to adapt national applications**

It is assumed that countries already have, or will, develop IT systems that process TIR operations nationally or regionally. Therefore, the only costs that have been assessed are aimed at;

- (a) ensuring that all information required by the eTIR international system can be entered and stored in the national IT system;
- (b) integrating eTIR web services in the national applications handling TIR operations and
- (c) developing the interfaces (web services) required by the eTIR international system.

On the basis of an estimated project plan, adapting national Customs IT system would cost between 120,000 and 150,000 US\$ per country.

#### **VII.2.5.6. Other costs**

The consultants have considered that there would be no other costs, including from the trader/transport community.

### **VII.2.6. Benefits**

A fully computerized TIR system will generate direct annual benefits for Customs, the guarantee chain and holders. The various benefits have been estimated independently, before calculating the average benefits of computerization per TIR transport.

#### **VII.2.6.1. For Customs**

The direct benefits for Customs have been derived from the comparison between the time required to process a paper based TIR Carnet and the estimated time it would take to process the equivalent electronic information, once the system would be fully computerized. Taking also into account that some Customs administrations already receive information in an electronic form and that not all time reductions lead to actual saving in

personnel costs, the savings for Customs administrations are estimated at 4,311,428 US\$ per annum, if 3 million TIR transports are computerized.

#### VII.2.6.2. For the guarantee chain

The guarantee chain's costs related to printing, distribution and archiving of TIR Carnets are estimated at 2 US\$ per TIR Carnet, resulting in potential savings of 6 million US\$ per year, in case the entire TIR system becomes paperless.

#### VII.2.6.3. For the holders

The benefits for the holders, resulting from the reduction in time to begin a TIR transport (i.e. difference between the time to fill in a paper TIR Carnet and the time to input data electronically) as well as the reduction in time spent at borders could reach 16,437,504 US\$ per annum.

### VII.2.7. Results of the CBA

In order to include a factor of uncertainty (inherent to such a large scale project) into the analysis, a 20 per cent risk ratio to both costs and benefits has been introduced, i.e. costs have been increased by 20 per cent and benefits decreased by 20 per cent. On the basis of the risk-adjusted and discounted costs and benefits, the annual cash flows, ROI and NPV have been calculated for each technological option and for both scenarios over a 12-years period. Tables 5 and 6 present the final results of the CBA of the eTIR system.

Table VII.5

#### Costs, Benefits, ROI and NPV for scenario 1

(United States dollars)

	<i>Premises</i>	<i>UNOG</i>	<i>UNICC</i>	<i>PAAS</i>	<i>IAAS</i>	<i>SAAS</i>
Development costs	1 127 000	1 127 000	1 127 000	1 127 000	1 127 000	–
Initial costs	1 450 000	792 500	743 000	183 000	743 000	15 000
Oper. + Hosting costs	2 981 001	1 378 468	1 456 668	1 024 624	867 717	17 000 000
Sub-total costs	5 558 001	3 297 968	3 326 668	2 334 624	2 737 717	17 015 000
Help Desk costs	2 210 000	2 210 000	2 210 000	2 210 000	2 210 000	2 210 000
National App costs	8 550 000	8 550 000	8 550 000	8 550 000	8 550 000	8 550 000
<b>Total Costs</b>	<b>16 318 001</b>	<b>14 057 968</b>	<b>14 086 668</b>	<b>13 094 624</b>	<b>13 497 717</b>	<b>27 775 000</b>
<b>Total Costs (incl. 20% risk factor)</b>	<b>19 581 601</b>	<b>16 869 561</b>	<b>16 904 001</b>	<b>15 713 549</b>	<b>16 197 260</b>	<b>33 330 000</b>
Discounted Costs (incl. risk factor)	14 979 069	12 941 676	12 950 077	12 391 640	12 470 894	23 464 073
Benefits for Customs (incl. 20% risk factor)	19 550 000	19 550 000	19 550 000	19 550 000	19 550 000	19 550 000
Total Benefits (incl. 20% risk factor)	121 210 000	121 210 000	121 210 000	121 210 000	121 210 000	121 210 000
Discounted Customs Benefits (incl.risk factor)	13 255 247	13 255 247	13 255 247	13 255 247	13 255 247	13 255 247
Discounted Overall Benefits (incl.risk factor)	82 182 532	82 182 532	82 182 532	82 182 532	82 182 532	82 182 532
ROI for Customs	-12%	2%	2%	7%	6%	-44%
<b>Overall ROI</b>	<b>449%</b>	<b>535%</b>	<b>535%</b>	<b>563%</b>	<b>559%</b>	<b>250%</b>
<b>Net present value</b>	<b>67 203 464</b>	<b>69 240 856</b>	<b>69 232 456</b>	<b>69 790 892</b>	<b>69 711 639</b>	<b>58 718 460</b>

Table VII.6

#### Costs, Benefits, ROI and NPV for scenario 2

(United States dollars)

	<i>Premises</i>	<i>UNOG</i>	<i>UNICC</i>	<i>PAAS</i>	<i>IAAS</i>	<i>SAAS</i>
Development costs	1 127 000	1 127 000	1 127 000	1 127 000	1 127 000	–
Initial costs	1 450 000	792 500	743 000	183 000	743 000	15 000
Oper. + Hosting costs	2 981 001	668 962	706 912	497 244	421 098	8 250 000
Sub-total costs	5 558 001	2 588 462	2 576 912	1 807 244	2 291 098	8 265 000
Help Desk costs	2 210 000	2 210 000	2 210 000	2 210 000	2 210 000	1 286 300
National App costs	8 550 000	8 550 000	8 550 000	8 550 000	8 550 000	8 550 000
<b>Total Costs</b>	<b>16 318 001</b>	<b>13 348 462</b>	<b>13 336 912</b>	<b>12 567 244</b>	<b>13 051 098</b>	<b>18 101 300</b>
<b>Total Costs (incl. 20% risk factor)</b>	<b>19 581 601</b>	<b>16 018 155</b>	<b>16 004 295</b>	<b>15 080 693</b>	<b>15 661 317</b>	<b>21 721 560</b>
Discounted Costs (incl. risk factor)	14 979 069	12 362 151	12 337 675	11 543 030	12 523 940	15 492 843
Benefits for Customs (incl. 20% risk factor)	9 487 500	9 487 500	9 487 500	9 487 500	9 487 500	9 487 500
Total Benefits (incl. 20% risk factor)	58 822 500	58 822 500	58 822 500	58 822 500	58 822 500	58 822 500
Discounted Customs Benefits (incl.risk factor)	6 406 022	6 406 022	6 406 022	6 406 022	6 406 022	6 406 022
Discounted Overall Benefits (incl.risk factor)	39 717 335	39 717 335	39 717 335	39 717 335	39 717 335	39 717 335
ROI for Customs	-57%	-48%	-48%	-45%	-49%	-59%
<b>Overall ROI</b>	<b>165%</b>	<b>221%</b>	<b>222%</b>	<b>244%</b>	<b>217%</b>	<b>156%</b>
<b>Net present value</b>	<b>24 738 266</b>	<b>27 355 184</b>	<b>27 379 660</b>	<b>28 174 305</b>	<b>27 193 395</b>	<b>24 224 492</b>

Finally, the profitability of the project for single Customs administration has been assessed, indicating that, from when approximately 30,000 TIR operations per year are fully computerized, the investment in both the eTIR international system and the costs to adapt a national IT system become profitable.

## VII.2.8. Conclusions and recommendations

Combining their technical assessment with the results of the CBA, the consultants have made the following conclusions and recommendations:

- The eTIR system should be implemented as soon as possible to maximize its benefits;
- The best technical option to implement the eTIR international system is to use a Platform as a Service (cloud solution), closely followed by Iaas, UNICC and UNOG options;
- In scenario 2, even if the project does not have a positive ROI for Customs alone, it remains a very profitable project overall.
- Processing annually 30,000 TIR operations electronically is sufficient to justify the investment in eTIR for any single Customs administration.

## VII.3. Assessment of the Cost Benefit Analysis by the secretariat

### VII.3.1. Scope

#### VII.3.1.1. General

As highlighted by the Expert Group, when analysing earlier versions, the CBA does, unfortunately, not take into account any indirect benefits from the computerization of the

TIR system. Indirect benefits can range from increased transport facilitation (due to the availability of advance information) to, ultimately, increased security of the TIR system, which is beneficial to both Customs and the guarantee chain.

Furthermore, contrary to the consultants' assumption, both transport operators and the guarantee chain may incur costs from the introduction of the eTIR system.

#### **VII.3.1.2. Technological options**

The technological options in the CBA allow for a good comparison of the various hosting possibilities of the eTIR international system. Nevertheless, all analysed technological options are based on the development of the eTIR international system from scratch. The use (and configuration) of "off the shelf" solutions has not been considered, neither in the technical evaluation nor in the CBA.

#### **VII.3.1.3. Scenarios**

The two scenarios analysed by the consultants are relatively straightforward as they do not take into account any future political or economic developments. Over a decade, many factors may have a significant influence on the annual number of TIR transports. The following, non-exhaustive list, contains an overview of potential events, which may significantly influence the use of the TIR system and, thus, the eTIR international system:

- The ratification and use of the TIR Convention by new countries (e.g. China, Pakistan);
- The extension or creation of other transit agreements as alternatives to the TIR system (e.g. Turkey joining the Common Transit Convention);
- The creation or extension of Customs Unions (e.g. the Russian Federation-Belarus-Kazakhstan Customs Union);
- Variations in trade flows, which could significantly affect international road transport patterns;
- The fluctuation in energy prices, which has direct repercussions on the modal split of international transport.

It should be stressed that, although possibly important, the probabilities as well as the effects of such events occurring (as well as others) remain very difficult to estimate and require dedicated studies. The combined effects are even more difficult to analyse and, thus, it seems understandable that the consultants have not taken them into account in the CBA. However, the two scenarios proposed by the consultants allow comparing two significantly different patterns in the usage of the eTIR international systems and their influence on the profitability of the project.

### **VII.3.2. Assumptions**

The consultants' assumptions are sound and generally based on concrete reference material.<sup>1</sup> However, considering that some of the favoured options envisage that the eTIR

---

<sup>1</sup> The functionalities of the eTIR system, taken into account by the consultants in the CBA, are those described in version 3.0 of the eTIR Reference Model (ECE/TRANS/WP.30/2011/4). In case Contracting Parties, when preparing for the introduction of a legal framework to enable the eTIR system, decide to introduce requirements which are new to or different from those described in the eTIR Reference Model, the results of the CBA might change or even lose relevance.



international system be hosted in an international data centre in Geneva, the labour costs, calculated as a weighted average of European wages, seem too low.

### **VII.3.3. Methodological aspects**

#### **VII.3.3.1. Function point analysis**

The FPA, used for the estimation of the development costs of the three components of the eTIR international system, allows for a realistic assessment of the complexity of each function to be performed by each component and allows, therefore, a realistic estimation of the development efforts for the whole system.

#### **VII.3.3.2. Costs**

The consultants have undertaken a very detailed analysis of the costs attributable to the various technological options. They thoroughly listed and priced development, equipment, helpdesk and maintenance costs for a system that can handle 3 million TIR transport per year. On the basis of optimistic and pessimistic assumptions, they have calculated minimum and maximum costs. Yet, to be on the safe side, they considered only maximum costs and have increased them by a 20 per cent risk factor.

However, the assumption that total variable costs can be divided by the number of TIR transports in order to calculate unitary costs is questionable. Indeed, this may be a valid assumption for cloud solutions, but it does not take into account that, for some options, the variable costs are not fully scalable (e.g. personnel or infrastructure costs). Furthermore, some costs may be missing or underestimated, in particular those that relate to personnel costs (see III.2), as well as training costs.

#### **VII.3.3.3. Benefits**

The consultants' estimation of the benefits is purely based on the difference in time required to provide and process electronic information compared to paper, together with the consequences of reducing the processing time for Customs officers and the time spent at Customs offices for transport operators. To be on the safe side, any benefits have been decreased by a 20 per cent risk factor. Therefore, the consultants did indirectly take into account that the benefits of a computerized system may not automatically lead to savings in personnel costs and that some benefits are already present today, e.g. the obligation to provide advance information on incoming TIR transports in the EU.

Considering that providing advance information to Customs and increasing security are major objectives of the eTIR project, it is unfortunate that the consultants have not even made an attempt to estimate those benefits. Those missing benefits would, most likely, largely offset the costs which remain missing or are underestimated.

#### **VII.3.3.4. CBA**

The consultants have used a standard cost benefit methodology, calculating the present value of future costs and benefits with a 5 per cent discount rate. The use of both ROI and NPV gives an approximate idea of the profitability and the actual value of the project, taking into account the various technological options. Most importantly, the ROI and NPV allow for an adequate comparison of the technological options for both scenarios.

### **VII.3.4. Conclusions**

The CBA provides, for the various technological options, a good estimation of the profitability of the eTIR project as well as an approximation of the amounts that would be required to develop and maintain it. It shows that the profitability of the project for Customs alone depends significantly on the future usage of the system, but that the overall ROI remains highly positive, even if the system would only be used for a limited number of TIR transports.

Despite the fact that some assumptions of the CBA can be criticized for underestimating some costs and benefits, the methodology used remains solid and, therefore, the CBA demonstrates that the eTIR project could be greatly beneficial for all the actors involved in the TIR procedure, in particular transport operators.

### **VII.4. Recommendations**

On the basis of the results of the CBA and its own expertise, the Expert Group is of the view that:

(a) Considering that the eTIR project seems to be highly profitable for all parties involved in the TIR procedure, it is recommended that the eTIR system should be implemented, including at national level, as soon as the legal provision would be prepared and ratified, the technical specification completed and a project road map agreed on;

(b) Considering the large benefits for TIR Carnet holders, a potential avenue to explore for the financing of the eTIR international system seems to be through a contributory system per TIR transport, similar to the one used for TIRExB;

(c) Considering the commercial sensibility of the data that will be handled by the eTIR international system and in view of the relatively small costs differences with the cloud solution recommended in the CBA, it is recommended that the eTIR international system be hosted at UNICC or UNOG data centres;

(d) Considering the availability of message broker software on the market, it is recommended to consider the use of “off the shelf” solutions, including open source, for the development of the eTIR international system.

## **Annex VIII**

### **Functional fall-backs (to be completed at a later stage)**

#### **VIII.1. Detailed activity diagrams**

#### **VIII.2. Detailed sequence diagrams**

#### **VIII.3. Fallback components**

##### **VIII.3.1. Printing guidelines for the paper accompanying document**

##### **VIII.3.2. eTIR website**

*VIII.3.2.1. Access*

*VIII.3.2.2. Navigation*

*VIII.3.2.3. Graphical user interface (GUI)*

## **Annex IX**

### **Technical fall-backs (to be completed at a later stage)**

**IX.1. System duplication**

**IX.2. Backup procedure**

**IX.3. Backup restoration procedure**

## Annex X

### List of tables

	<i>Page</i>
Table 0.1 Activities associated with each phase .....	26
Table 0.2 Deliverables .....	26
Table 0.3 Review and validation status.....	31
Table 1.1 TIR procedure package diagram description.....	41
Table 1.2 TIR Carnet life cycle use case description .....	46
Table 1.3 Issuance and distribution use case description .....	48
Table 1.4 TIR transport use case description .....	52
Table 1.5 Return and repository use case description .....	56
Table 1.6 Discharge procedure use case description.....	59
Table 1.7 Start TIR operation use case description.....	63
Table 1.8 Terminate TIR operation use case description .....	68
Table 1.9 International organization sub class diagram description .....	73
Table 1.10 Association sub class diagram description .....	74
Table 1.11 Road vehicle sub class diagram description.....	75
Table 1.12 Sealed loading unit sub class diagram description .....	76
Table 1.13 TIR transport sub class diagram description .....	76
Table 1.14 TIR operation sub class diagram description .....	77
Table 1.15 Goods Manifest Line Item sub class diagram description.....	78
Table 1.16 Customs office sub class diagram description .....	79
Table 1.17 Country sub class diagram description.....	80
Table 1.18 Country operator sub class diagram description .....	81
Table 2.1 Step-by-step implantation schedule .....	93
Table 2.2 Register/Update Guarantee Chain information use case description .....	96
Table 2.3 Register guarantee use case description .....	98
Table 2.4 Cancel guarantee use case description .....	100
Table 2.5 Accept guarantee use case description .....	102
Table 2.6 Get holder info use case description .....	104
Table 2.7 Query guarantee use case description .....	105
Table 2.8 Record consignment information use case description .....	108
Table 2.9 Update consignment information use case description .....	110
Table 2.10 Starting of TIR operation use case description .....	113

Table 2.11	TIR operation use case description .....	115
Table 2.12	Discharge TIR operation use case description .....	117
Table 2.13	Notify Guarantee Chain use case description.....	119
Table 2.14	Notify subsequent Countries use case description .....	120
Table 2.15	Advance cargo information use case description .....	120
Table 3.1	External messages .....	149
Table 3.2	Internal messages .....	150
Table VII.1	Annual number of Contracting Parties upgrading their IT system.....	759
Table VII.2	Number of fully computerized TIR transports .....	759
Table VII.3	Initial costs .....	760
Table VII.4	Annual operational and cloud costs .....	760
Table VII.5	Costs, Benefits, ROI and NPV for scenario 1 .....	762
Table VII.6	Costs, Benefits, ROI and NPV for scenario 2 .....	762

## Annex XI

### List of figures

	<i>Page</i>
Figure 0.1 Step-by-step iterative approach of UMM.....	28
Figure 0.2 Stakeholders responsibility chart .....	29
Figure 1.1 Stakeholders and actors.....	34
Figure 1.2 TIR procedure package diagram .....	41
Figure 1.3 International organizations and national associations .....	43
Figure 1.4 Customs authorities and other authorities .....	44
Figure 1.5 TIR Carnet holder and agents .....	45
Figure 1.6 TIR Carnet life cycle use case diagram.....	46
Figure 1.7 TIR Carnet life cycle activity diagram.....	47
Figure 1.8 Issuance and distribution use case diagram.....	48
Figure 1.9 Issuance and distribution activity diagram.....	50
Figure 1.10 TIR transport use case diagram.....	51
Figure 1.11 TIR transport activity diagram .....	54
Figure 1.12 Return and repository use case diagram.....	56
Figure 1.13 Return and repository activity diagram.....	58
Figure 1.14 Discharge procedure use case diagram .....	59
Figure 1.15 Discharge procedure activity diagram.....	60
Figure 1.16 Start TIR operation use case diagram .....	62
Figure 1.17 Start TIR operation activity diagram.....	65
Figure 1.18 Terminate TIR operation use case diagram.....	67
Figure 1.19 Terminate TIR operation activity diagram.....	71
Figure 1.20 International organization class and its relationships.....	73
Figure 1.21 Association class and its relationships .....	74
Figure 1.22 Road vehicle class and its relationships .....	75
Figure 1.23 Sealed loading unit class and its relationships .....	75
Figure 1.24 TIR transport class and its relationships .....	76
Figure 1.25 TIR operation class and its relationships.....	77
Figure 1.26 Goods Manifest Line Item class and its relationships .....	78
Figure 1.27 Customs office class and its relationships.....	79
Figure 1.28 Country class and its relationships.....	80
Figure 1.29 Transport operator class and its relationships .....	81

Figure 1.30	High-level class diagram.....	82
Figure 2.1	The new public private partnership.....	85
Figure 2.2	Customs management of guarantees use case diagram.....	94
Figure 2.3	Guarantee state chart diagram.....	96
Figure 2.4	Register/Update Guarantee Chain information activity diagram.....	97
Figure 2.5	Register guarantee activity diagram.....	99
Figure 2.6	Cancel guarantee activity diagram.....	101
Figure 2.7	Accept guarantee activity diagram.....	103
Figure 2.8	Get holder info activity diagram.....	105
Figure 2.9	Query guarantee activity diagram.....	106
Figure 2.10	Data exchange use case diagram.....	107
Figure 2.11	Record consignment information activity diagram.....	109
Figure 2.12	Update consignment information activity diagram.....	112
Figure 2.13	Starting of TIR operation activity diagram.....	114
Figure 2.14	Terminate TIR operation activity diagram.....	116
Figure 2.15	Discharge TIR operation activity diagram.....	118
Figure 2.16	Notify Guarantee Chain activity diagram.....	119
Figure 2.17	Notify subsequent Countries activity diagram.....	120
Figure 2.18	Advance cargo information activity diagram.....	122
Figure 2.19	General eTIR class diagram.....	123
Figure 3.1	Register/update guarantee chain information sequence diagram.....	125
Figure 3.2	Register guarantee sequence diagram.....	126
Figure 3.3	Cancel guarantee sequence diagram.....	127
Figure 3.4	Accept guarantee sequence diagram.....	128
Figure 3.5	Get operator information sequence diagram.....	128
Figure 3.6	Get guarantee information sequence diagram.....	129
Figure 3.7	Query guarantee sequence diagram.....	129
Figure 3.8	Record consignment information sequence diagram.....	130
Figure 3.9	Update consignment information sequence diagram.....	132
Figure 3.10	Start of TIR operation sequence diagram.....	133
Figure 3.11	Terminate TIR operation sequence diagram.....	134
Figure 3.12	Discharge TIR operation sequence diagram.....	135
Figure 3.13	Notify guarantee chain sequence diagram.....	136
Figure 3.14	Notify subsequent countries sequence diagram.....	136
Figure 3.15	Advance cargo information sequence diagram.....	137
Figure 3.16	Customs management of guarantees class diagram.....	146



---

Figure 3.17	Declaration class diagram .....	147
Figure 3.18	Data exchange class diagram .....	148
Figure 3.19	Register guarantee UML diagram .....	159
Figure 3.20	Register results UML diagram .....	160
Figure 3.21	Cancel guarantee UML diagram .....	161
Figure 3.22	Cancel results UML diagram .....	162
Figure 3.23	Query guarantee UML diagram .....	162
Figure 3.24	Query results UML diagram .....	162
Figure 3.25	Notify guarantee chain UML diagram .....	170
Figure 3.26	Notification confirmation UML diagram .....	170
Figure 3.27	Advanced cargo information UML diagram .....	170
Figure 3.28	Advanced cargo information results UML diagram.....	176
Figure 3.29	Accept guarantee UML diagram .....	177
Figure 3.30	Acceptance results UML diagram.....	177
Figure 3.31	Get Holder information UML diagram .....	178
Figure 3.32	Holder information UML diagram.....	178
Figure 3.33	Query guarantee UML diagram .....	180
Figure 3.34	Query results UML diagram .....	180
Figure 3.35	Record advanced cargo information UML diagram.....	188
Figure 3.36	Record advanced cargo information results UML diagram .....	194
Figure 3.37	Start TIR operation UML diagram.....	194
Figure 3.38	Start results UML diagram.....	196
Figure 3.39	Terminate TIR operation UML diagram .....	197
Figure 3.40	Termination results UML diagram.....	198
Figure 3.41	Discharge TIR operation UML diagram .....	199
Figure 3.42	Discharge results UML diagram .....	200
Figure 3.43	Notify Customs UML diagram .....	201
Figure 3.44	Notification confirmation UML diagram .....	208
Figure VI.1	Declaration at the first Customs office of departure .....	749
Figure VI.2	Declaration at the Customs office of entry.....	751
Figure VI.3	Declaration at the following Customs offices of departure.....	753

## Annex XII

### References

- Customs Convention on the International Transport of Goods under Cover of TIR Carnets (TIR Convention, 1975);
- TIR Handbook (ECE/TRANS/TIR/6);
- Reports of the Working Party on Customs Questions affecting Transport (WP.30) (TRANS/WP.30/190; TRANS/WP.30/192; TRANS/WP.30/194; TRANS/WP.30/198; TRANS/WP.30/200; TRANS/WP.30/206; TRANS/WP.30/210; TRANS/WP.30/212; ECE/TRANS/WP.30/232; ECE/TRANS/WP.30/234; ECE/TRANS/WP.30/242; ECE/TRANS/WP.30/244; ECE/TRANS/WP.30/258; ECE/TRANS/WP.30/260; ECE/TRANS/WP.30/262; ECE/TRANS/WP.30/264; ECE/TRANS/WP.30/266; ECE/TRANS/WP.30/268; ECE/TRANS/WP.30/270; ECE/TRANS/WP.30/272; ECE/TRANS/WP.30/274;
- Reports of the Administrative Committee of the TIR Convention, 1975 (AC.2): TRANS/WP.30/AC.2/73; ECE/TRANS/WP.30/AC.2/85; ECE/TRANS/WP.30/AC.2/91;
- Reports of the Ad hoc Expert Group on Computerization: TRANS/WP.30/2001/5; TRANS/WP.30/2001/13;
- Terms of Reference of the Informal Ad hoc Expert Group on Conceptual and Technical Aspects of Computerization of the TIR Procedure and of the Informal Ad hoc Expert Group on the Legal Aspect of Computerization of the TIR Procedure: TRANS/WP.30/2002/7;
- Project Overview of the Informal Ad hoc Expert Group on Conceptual and Technical Aspects of Computerization of the TIR Procedure: ExG/COMP/2002/5;
- Reports of the Informal Ad hoc Expert Group on Conceptual and Technical Aspects of Computerization of the TIR Procedure: ExG/COMP/2002/3; ExG/COMP/2002/10; ExG/COMP/2003/5; ExG/COMP/2004/10; ExG/COMP/2004/24; ExG/COMP/2005/9, TRANS/WP.30/GE.1/2005/5; ECE/TRANS/WP.30/GE.1/2006/5 and ECE/TRANS/WP.30/GE.1/2006/5/Corr.1; ECE/TRANS/WP.30/GE.1/2006/10; ECE/TRANS/WP.30/GE.1/2007/5; ECE/TRANS/WP.30/GE.1/2007/5/Corr.1; ECE/TRANS/WP.30/GE.1/2007/11; ECE/TRANS/WP.30/GE.1/2007/16; ECE/TRANS/WP.30/GE.1/2008/3; ECE/TRANS/WP.30/GE.1/2008/5; ECE/TRANS/WP.30/GE.1/2009/5; ECE/TRANS/WP.30/GE.1/2010/4; ECE/TRANS/WP.30/GE.1/2011/6; ECE/TRANS/WP.30/2012/1; ECE/TRANS/WP.30/2012/7; ECE/TRANS/WP.30/2013/5; ECE/TRANS/WP.30/2013/10; ECE/TRANS/WP.30/2014/4;