

Guidance on Implementation of the Protocol on Pollutant Release and Transfer Registers

to the Convention on Access to Information,
Public Participation in Decision-making
and Access to Justice in Environmental Matters



Guidance on Implementation of the Protocol on Pollutant Release and Transfer Registers

to the Convention on Access to Information, Public Participation
in Decision-making and Access to Justice in Environmental Matters



UNITED NATIONS
New York and Geneva, 2008

NOTE

Symbols of United Nations documents are composed of capital letters combined with figures. Mention of such a symbol indicates a reference to a United Nations document.

The designations employed and the presentation of the material in this publication do not imply the expression of any opinion whatsoever on the part of the Secretariat of the United Nations concerning the legal status of any country, territory, city or area, or of its authorities, or concerning the delimitation of its frontiers or boundaries.

This publication may be reproduced in whole or in parts and in any form for education or non-profit purposes, provided acknowledgement of the source is made. UNECE would appreciate receiving a copy of any publication that uses this publication as a source.

Convention on Access to Information, Public Participation in Decision-making and Access to Justice in Environmental Matters (Aarhus Convention)

Environment, Housing and Land Management Division
United Nations Economic Commission for Europe
Palais des Nations
CH-1211 Geneva 10
Switzerland
Phone: +41 22 917 24 42
Fax: +41 22 917 06 34
E-mail: public.participation@unece.org
Website: <http://www.unece.org/env/pp>

ECE/MP.PP/7

Foreword

Releases of pollutants to air, water and land present a well-known threat to public health and well-being. Pollution undermines our planet's fragile environment. In the twenty-first century, we have come to recognize how atmospheric pollution in particular changes the global climate, with far-reaching consequences for the sustainability of our region and across the globe.

From an economic standpoint, pollution is bad business. Improving the management of chemicals and waste creates opportunities for reducing the costs of production and increasing profits to business, while also reducing environmental impacts on natural eco-systems.

Traditionally, Governments relied upon legislation to deter inefficient use of fossil fuels and improve the management of waste, leading industry to adopt cleaner methods of production. Some of the most hazardous products were banned outright, to protect consumers.

The UNECE Protocol on Pollutant Release and Transfer Registers (PRTRs), adopted in Kiev at an extraordinary meeting of the Parties to the Aarhus Convention in May 2003, tackles the burden of pollution and waste in a complementary way. By establishing publicly accessible national pollutant registers and requiring companies to produce annual reports on their releases and transfers of specified pollutants, the Protocol on PRTRs is expected to exert a downward pressure on levels of pollution and thereby contribute to sustainable development.

Businesses can benefit directly by drawing lessons from the new information collected in annual PRTR reports. Investors and consumers can better evaluate the environmental performance of companies and make more informed choices in the global marketplace.

The present Guidance aims to assist Parties in implementing the Protocol on PRTRs. It should also serve to promote understanding of this novel regulatory instrument and especially of the public's role in promoting better environmental performance through the study and use of PRTRs. We hope it will be used widely by the Parties to the Kiev Protocol and by the Parties to its parent instrument, the Aarhus Convention, to realize the full potential of the innovative approach these instruments embrace.



Marek Belka
Executive Secretary
United Nations Economic Commission for Europe

Contents

General Issues.....	1
I. Introduction	2
A. Origins and evolution of the PRTR mechanism	2
B. Objectives and core elements of PRTRs	4
II. Institutional and Legal Implementation, including Public Participation and Access to Information and Justice.....	6
A. Development of a PRTR.....	6
B. The institutional framework	7
1. Implementation in decentralized systems of governance	9
2. Awareness-raising, access to information and public participation	10
C. The regulatory framework for data collecting and dissemination.....	10
1. Procedures for reporting based on environmental permits	11
2. Procedures for reporting based on compulsory reporting obligations	11
3. Adapting PRTRs to national needs	12
4. Enforcement.....	12
D. The regulatory framework for public participation and access to information and justice.....	12
1. Public participation	13
2. Access to information and access to justice.....	15
E. Implementation by regional economic integration organizations	15
III. Scope of the Protocol.....	19
A. Activities.....	19
B. Substances	20
C. Releases	21
1. Categories of releases	22
2. Diffuse sources.....	22
D. Off-site transfers.....	22
1. The pollutant- and the waste-specific approaches.....	24
2. Comparing the pollutant- and waste-specific approaches.....	25
3. Off-site transfers of waste water	25
4. Releases to land or off-site transfers?	25
E. Working towards convergence	26
Data Collection and Management.....	27
IV. PRTR Data.....	28
A. Facility-level data	28
1. Defining facilities.....	28
2. Classification of facilities according to annex I.....	30
3. Selection of pollutants to report for facilities.....	35
4. Off-site transfers	51
5. Expected releases and transfers.....	55
6. Reporting.....	59
7. Example of a reporting form for facilities	61
B. Diffuse sources	63
1. Definition of diffuse source categories	63
2. Determination of diffuse source data	64
C. Release determination techniques	65
1. Release determination guidance documents	65

V. Data Management	66
A. Data transfer	66
1. Responsibility	67
2. Methods of reporting and transmitting data and software solutions	67
B. Quality assessment	69
1. Data validation	69
C. Data presentation	70
D. Timetable	71
1. One-year gap between the first reporting year and the second reporting year	71
2. Exception for the regional economic integration organizations	71
3. Proposed timetable	72
Data Dissemination and Public Access	75
VI. Data Dissemination	76
A. Making PRTR data accessible	76
1. Electronic means	76
2. Facilitating electronic access	78
3. Accessibility upon request	78
4. Other means	79
5. Costs to users	80
B. Confidentiality	80
1. Confidentiality of commercial or industrial information	82
2. Presentation of information kept confidential	83
C. Using PRTR information	84
1. Putting PRTR information into context	84
2. Linking PRTRs to supporting information	85
3. Links to companies and civil society	85
4. Links to other PRTR databases	86
5. Internet links that could be included in a PRTR site	86
VII. Building Capacity and Public Awareness	87
A. Capacity-building	87
1. Strengthening government capacity	87
2. Effective reporting by facilities	88
3. Capacity-building of PRTR users through non-governmental organizations	88
B. Raising public awareness	89
C. International cooperation	89
1. International organizations working on PRTRs	89
2. Bilateral technical assistance	90
3. International PRTR systems	90
4. Raising awareness at international level	91
D. Convergence	91
Annexes	93
I. Glossary and Table of Definitions	94
A. Glossary	94
B. Definitions	95
II. Further Reading	97
A. United Nations Institute for Training and Research (UNITAR)	97
B. Commission of the European Community	97
C. Organisation for Economic Co-operation and Development (OECD)	98
D. Regional Environmental Center for Central and Eastern Europe (REC)	98
III. Analytical Procedures	99

List of Boxes, Figures and Tables

Boxes

I. Introduction	
1. Article 1 – Objective of the Protocol.....	2
2. Article 5, paragraph 9, of the UNECE Aarhus Convention.....	3
3. Article 4 – Core elements of a PRTR system.....	5
II. Institutional and Legal Implementation, including Public Participation and Access to Information and Justice	
4. Article 3, paragraph 1 – Measures.....	6
5. Proposed steps for developing a national PRTR.....	7
6. Checklist of elements for which institutional structures may be needed (1).....	8
7. Checklist of elements for which institutional structures may be needed (2).....	9
8. Checklist of legislative elements on data collection and dissemination.....	11
9. Article 3, paragraph 5 – Integration with existing information sources.....	11
10. Article 4 – General obligation with respect to public participation.....	13
11. Checklist of elements of national legislation on public participation.....	13
12. Consultation process of the United Kingdom’s Department for Environment, Food and Rural Affairs as an example of public participation using electronic means.....	14
13. Public participation and PRTRs – The example of TRI stakeholder dialogue.....	14
14. Checklist of legislative elements on access to information and access to justice.....	15
III. Scope of the Protocol	
15. Article 2, paragraph 7 – Definition of releases.....	21
16. Article 7, paragraph 6 – Releases and transfers from routine and extraordinary events.....	22
17. Article 2, paragraph 8 – Definition of off-site transfers.....	22
IV. PRTR Data	
18. Article 7, paragraphs 7 and 8 – Diffuse sources.....	28
19. Article 7, paragraph 1 – Reporting requirements.....	28
20. Industrial refining site and reporting units.....	28
21. Examples of production capacity as threshold.....	34
22. Examples of employee capacity as threshold.....	35
23. Explaining annex II.....	36
24. Examples of reporting of releases to air.....	41
25. Annex III disposal and recovery operations.....	55
26. Article 7, paragraph 5 – Facility-specific reporting requirements.....	59
27. OECD Resource Centre for PRTR Release Estimation Techniques (RETs).....	60
28. Format for the reporting of release and transfer data.....	61
29. Article 7, paragraph 7 – Obligation to report or take measures to initiate reporting of diffuse sources.....	64
V. Data Management	
30. Article 9 – Data collection and record keeping.....	67
31. Article 10 – Quality assessment.....	69
32. Techniques for data validation.....	70
33. What’s In Your Backyard? Online access to spatially disaggregated information.....	71
34. Article 8, paragraph 1 – Reporting year.....	71
35. Reporting timetable for Pollution Inventory of England and Wales.....	71
36. Article 8, paragraphs 2 and 3 – Reporting timetable continued.....	71
VI. Data Dissemination	
37. European Pollutant Emission Register digital map (detail).....	77
38. Satellite image of PRTR facility and environs.....	77
39. Article 11, paragraph 5 – Publicly accessible locations.....	78
40. Public locations for environmental information.....	78
41. Article 11, paragraph 2 – Accessibility upon request.....	78
42. Requesting information in the United Kingdom.....	79
43. Making PRTR information available through reports.....	79
44. Article 11, paragraphs 3 and 4 – Charges to users.....	80
45. Article 12 – Confidentiality.....	80
46. Forms for claiming trade secrecy.....	83

47. Article 12, paragraph 3 – Stating reason for withholding confidential information.....	83
48. Limiting confidentiality.....	83
49. Showing how PRTR data can be used.....	84
50. Putting PRTR information into context.....	85
51. Article 5, paragraph 5 - Providing links to relevant databases.....	85
52. Providing links to supporting information.....	85
53. Obligation to provide links to other Parties' PRTRs.....	86
VII. Building Capacity and Public Awareness	
54. Article 15 – Capacity-building.....	87
55. Publicity for PRTRs.....	89
56. Article 16 – International cooperation.....	90

Annex III. Analytical Procedures

57. Titles of standards.....	105
------------------------------	-----

Figures

III. Scope of the Protocol

I. Reporting Requirements for Off-site Transfers – Capacity Thresholds – Waste-specific Approach.....	22
II. Reporting Requirements for Off-site Transfers – Capacity Thresholds – Pollutant-specific Approach.....	23
III. Reporting Requirements for Off-site Transfers – Employee Thresholds and MPU Pollutants – Pollutant-specific Approach.....	23
IV. Two-track Approach.....	24

IV. PRTR Data

V. Two facilities with different installations on one site.....	29
---	----

V. Data Management

VI. Flows of PRTR data.....	66
VII. Example of relationships in a relatively simple PRTR relational database.....	68
VIII. Illustration of the general principle of quality assessment of PRTR data on releases and transfer of pollutants and public feedback.....	69
IX. Reporting cycle 1.....	72
X. Reporting cycle 2.....	72

Tables

III. Scope of the Protocol

1. Annex I to the PRTR Protocol activities.....	17
2. Substances listed in annex II to the PRTR Protocol.....	20

IV. PRTR Data

3. Source categories of activities in economic sectors of annex I to the PRTR Protocol.....	30
4. Employee thresholds for activities in economic sectors of annex I to the PRTR Protocol referred to in article 7, paragraph 1 (b).....	34
5. Threshold for releases to air from annex II, column 1a, to the PRTR Protocol.....	36
6. Emissions to air from annex II to the PRTR Protocol for MPU threshold reporting.....	39
7. Identification of direct release of pollutants to water from annex II to the PRTR Protocol.....	42
8. Identification of direct release of pollutants to water from annex II, column 3, to the PRTR Protocol.....	44
9. Identification and thresholds of releases to land from annex II, column 1c, to the PRTR Protocol.....	47
10. Releases to land from annex II, column 3, to the PRTR Protocol – MPU thresholds.....	49
11. Thresholds for off-site transfers of pollutants in waste from annex II to the PRTR Protocol using a pollutant-specific approach.....	52
12. Sector-specific checklist for pollutants likely to be released or transferred by source categories of annex 1 activities.....	56
13. Different types of determination methods for estimating releases and transfers of pollutants from facilities and classification as measurement (M), calculation (C) or estimation (E).....	60

VI. Data Dissemination

14. Grounds for exception for confidentiality.....	81
--	----

Annex III - Analytical Procedures

15. List of internationally approved measuring methods for air and water pollutants.....	99
16. General standards for Emission to Air and/or Water.....	102
17. Indicative list of standardized analytical procedures for the determination of the selected pollutants of annex II in waste (solid and/or sludge).....	105

*General
Issues*

I. Introduction

This guide is first of all designed to help Parties to the UNECE Protocol on Pollutant Release and Transfer Registers (PRTR Protocol) interpret and fulfil their obligations. It also aims to assist officials in countries considering accession to the Protocol to evaluate and prepare for these obligations, as well as to aid potential users in understanding and taking advantage of PRTR systems.

The PRTR Protocol was adopted at an extraordinary meeting of the Parties to the Aarhus Convention¹ on 21 May 2003, in the framework of the fifth “Environment for Europe” Ministerial Conference held in Kiev. It was signed by 36 countries and the European Community.

The Protocol is the first legally binding international instrument on PRTRs. Its objectives are to enhance public access to information on the environment, to facilitate public participation, and to contribute to pollution prevention and reduction (see art. 1, below).

All States can sign up to the Protocol, including those that have not ratified the Aarhus Convention and are not members of the United Nations Economic Commission for Europe (UNECE). Thus, it is by design an “open”, global protocol.

It addresses countries that can have very different economic situations. Parties and potential Parties will have very different starting points for developing their PRTR systems in terms of their administrative structures and the availability and quality of information on emissions, as well as the information requirements of different stakeholders. The PRTR Protocol aims at minimum requirements that can be achieved across different countries. At the same time, the Protocol views PRTRs as dynamic systems to be steadily improved, both on a national basis and in terms of international cooperation.

Box 1: Article 1 – Objective of the Protocol

The objective of this Protocol is to enhance public access to information through the establishment of coherent, integrated, nationwide pollutant release and transfer registers (PRTRs) in accordance with the provisions of this Protocol, which could facilitate public participation in environmental decision-making as well as contribute to the prevention and reduction of pollution of the environment.

A. Origins and evolution of the PRTR mechanism

The idea of establishing a pollutant release and transfer register first emerged in the United States, following the tragic accident in Bhopal (India) in 1984. Shortly thereafter, the United States Congress approved the Emergency Planning and Community Right to Know Act, establishing a register called the Toxics Release Inventory (TRI), which tracks releases to all media (air, water and land) and off-site transfers of more than 600 chemicals. Other countries, including Australia and Canada, followed in developing national PRTR systems.

TRI provided unprecedented public information on pollution releases. It also created a powerful incentive for reporting facilities to take voluntary measures to reduce pollution. Although a PRTR does not directly regulate emissions, it creates pressure on companies to avoid being identified as major polluters and provides incentive for facilities to invest to reduce emissions. Public access to information is thus a central PRTR characteristic, and indeed contributes to the prevention and reduction of environmental pollution.

¹ The UNECE Convention on Access to Information, Public Participation in Decision-making and Access to Justice in Environmental Matters.

The 1992 United Nations Conference on Environment and Development (UNCED) in Rio de Janeiro (Brazil) recognized the importance of public access to information on environmental pollution, including emissions inventories, in its Agenda 21. Its principle 10 states that “each individual shall have appropriate access to information concerning the environment that is held by public authorities” as well as “the opportunity to participate in decision making processes”, and that countries shall “encourage public awareness and participation by making information widely available”.

Chapter 19 of Agenda 21 recommends that governments should collect sufficient data about various environmental media while providing public access to the information. Governments, with the cooperation of industry and the public, are to implement and improve databases about chemicals, including inventories of emissions. Chapter 19 further states that the broadest possible awareness of chemical risks is a prerequisite for chemical safety.

After UNCED, the Organisation for Economic Co-operation and Development (OECD) took the first steps to ensure the realization of this objective. In 1993, the Member States of OECD and the United Nations gave a mandate to the OECD Secretary-General to prepare a guidance manual for national governments interested in a pollutant release and transfer register, which was published in 1996.² A task force was created within OECD to deal with the most difficult aspects of the creation of PRTR systems. In line with the recommendation of UNCED, OECD undertook this work within the framework of the Inter-Organization Programme for the Sound Management of Chemicals (IOMC).

The OECD guidance document defines a PRTR as a catalogue or register of potentially harmful pollutant releases or transfers to the environment from a variety of sources. A PRTR includes information on releases to air, water and soil as well as transfers of pollutants/waste to treatment and disposal sites. The register can include data on specific substances as well as broad categories of pollution. PRTRs are thus inventories of pollution from industrial sites and other sources. The development and implementation of a national PRTR system represents a means for governments to track the generation and release as well as the fate of various pollutants over time.³

Following UNCED, other countries established national PRTR systems. In addition, the United Nations Institute for Training and Research (UNITAR) carried out pilot projects and capacity-building activities in several countries, including Croatia, Egypt, Mexico and Slovakia.

In the context of the “Environment for Europe” process and to further implement Agenda 21, UNECE began to work on a Convention on Access to Information, Public Participation in Decision-making and Access to Justice in Environmental Matters in 1996. PRTRs are a tool for public access to environmental information and thus are closely tied to the Aarhus Convention’s goals. The Convention includes broad, flexible provisions calling on Parties to establish nationwide, publicly accessible “pollution inventories or registers” covering inputs, releases and transfers of substances and products (see its art. 5, para. 9, in box 2).

The Convention was signed by 39 UNECE member States and by the European Community in June 1998. It entered into force in October 2001.

Box 2: Article 5, paragraph 9, of the UNECE Aarhus Convention

Each Party shall take steps to establish progressively, taking into account international processes where appropriate, a coherent, nationwide system of pollution inventories or registers on a structured, computerized and publicly accessible database compiled through standardized reporting. Such a system may include inputs, releases and transfers of a specified range of substances and products, including water, energy and resource use, from a specified range of activities to environmental media and to on-site and off-site treatment and disposal sites.

At the first meeting of the Signatories to the Convention, a task force was created to prepare recommendations for future work on a PRTR. At the second meeting, the Task Force presented its findings and proposed the creation of an open-ended intergovernmental working group on PRTRs.

Parallel to the international discussions about the creation of a protocol on PRTRs, the European Union (EU) adopted its own system, the European Pollutant Emission Register (EPER). EPER was created in the context of the Integrated Pollution Prevention and Control (IPPC) Directive, one of the

² OECD, *Pollutant Release and Transfer Registers (PRTRs): A Tool for Environmental Policy and Sustainable Development. Guidance Manual for Governments*, Paris, 1996, available at: <https://www.oecd.org/dataoecd/36/32/2348006.pdf>.

³ OECD, *op. cit.*

cornerstones of the European environmental legislation, which establishes an EU-wide integrated permitting system. EPER and the PRTR Protocol share many elements, reflecting their concurrent development. For example, the activities listed in annex I to the PRTR Protocol are largely based on annex I to the IPPC Directive, and include e.g. the energy, metal, mineral and chemical industries; livestock farming and waste management.

The PRTR Protocol and EPER also have several important differences: EPER covers fewer pollutants and fewer polluting activities; moreover, it does not include provisions for off-site transfers of waste, for

releases to land and for estimates of diffuse pollution. As the European Community had signed the PRTR Protocol, EPER was upgraded to a European PRTR (E-PRTR), which was published as Regulation (EC) No 166/2006 on 4 February 2006 (OJ L 33, 4.02.2006, p. 1) and entered into force 20 days later. The E-PRTR is designed to meet the provisions of the Protocol. The European Community, therefore, deposited its document for approval on 21 February 2006, the second signatory to do so (after Luxembourg). The first reporting year under the E-PRTR will be 2007; the results will be disseminated on the Internet in October 2009.

B. Objectives and core elements of PRTRs

The Protocol's objective is to enhance public access to information and to facilitate public participation as well as to encourage pollution reduction (art. 1). Thus, PRTRs are intended first to serve the general public. The preamble to the Protocol notes, however, that PRTRs can also assist governments in tracking pollution trends, setting priorities, and monitoring compliance with international commitments, and they can benefit industry through improved environmental management.

Indeed, there are many potential users of PRTRs. These include, first of all, the general public and citizens' organizations interested in obtaining information on local, regional or national pollution. Health professionals can use the information in public health decisions. PRTRs can be a valuable tool for environmental education. Environmental authorities can use PRTRs to review both the permit compliance of local facilities as well as national progress towards international commitments. For polluting facilities, both the exercise of estimating pollution levels as well as their publication can encourage efforts to improve efficiency and reduce pollution levels.

The Protocol itself requires Parties to establish nationwide systems that report and collect pollution information, and it identifies a series of core elements for PRTRs (see box 3). As the first goal of the Protocol is to enhance public information, PRTR information should be available via direct

electronic access, such as an open website. Parties must provide "other effective means" for members of the public who do not have electronic access. PRTRs should provide information on individual facilities, on diffuse pollution and on aggregate pollution levels. The Protocol allows limited provision for polluters to request that their data remain confidential.

The Protocol calls for public participation in the development and modification of PRTRs. The negotiations for the Protocol itself provide an example, as they involved technical experts from governments, environmental non-governmental organizations, international organizations and industry. Participation of all interested parties was considered crucial to guarantee the transparency and acceptance of the Protocol.

Broad international cooperation will also be an important element for its implementation, in areas such as sharing information in border areas as well as providing technical assistance to Parties that are developing countries or countries with economies in transition. Moreover, the Protocol is designed as a dynamic instrument that can be revised based on users' needs as well as new technical developments.

Part one of this guidance document continues with chapter II, which presents the key issues that Parties should address in the institutional and legislative implementation of the Protocol. Chapter III

reviews the scope of the Protocol, focusing on the specific types of activities and substances covered, including the different methods for determining facility and waste thresholds. Part two covers data issues: chapter IV reviews the types of data covered, and chapter V describes the systems needed to handle data flows. Part three then reviews the Protocol's data dissemination requirements (chapter VI), and

capacity-building and public awareness, including areas for international cooperation (chapter VII).

The annexes provide background information, including a glossary, a table of analytical methods, indicative lists of pollutants and the references used in preparing this document.

Box 3: Article 4 – Core elements of a PRTR system

In accordance with this Protocol, each Party shall establish and maintain a publicly accessible national pollutant release and transfer register that:

- (a) Is facility-specific with respect to reporting on point sources;
- (b) Accommodates reporting on diffuse sources;
- (c) Is pollutant-specific or waste-specific, as appropriate;
- (d) Is multimedia, distinguishing among releases to air, land and water;
- (e) Includes information on transfers;
- (f) Is based on mandatory reporting on a periodic basis;
- (g) Includes standardized and timely data, a limited number of standardized reporting thresholds and limited provisions, if any, for confidentiality;
- (h) Is coherent and designed to be user-friendly and publicly accessible, including in electronic form;
- (i) Allows for public participation in its development and modification; and
- (j) Is a structured, computerized database or several linked databases maintained by the competent authority.

II. Institutional and Legal Implementation, Including Public Participation and Access to Information and Justice

Implementation of the obligations of the Protocol on PRTRs will entail a number of decisions concerning PRTR design, structure and operations. These will range from choosing among various technical options for the design of a central, publicly accessible register to determine the institutional framework required for ensuring a coordinated system of information flow to it.

Box 4: Article 3, paragraph 1 – Measures

Each Party shall take the necessary legislative, regulatory and other measures, and appropriate enforcement measures, to implement the provisions of this Protocol.

A legal framework will also be needed to set forth the rights and responsibilities of various key players, e.g. the obligation of pollutant-emitting facilities to report and the right of the general public to participate in decisions concerning PRTRs. This chapter focuses on some of the institutional and legal issues that will need to be considered in setting up a national PRTR. After reviewing some of the general issues, the chapter looks more specifically at the institutional and legal structures needed to ensure a coordinated system of data collection and dissemination, and public participation/access.

A. Development of a PRTR

In developing a national PRTR, Parties are advised to tap the expertise of technical specialists in industrial pollution control, monitoring and analysis, as well as legal, institutional and information technology (IT) experts. Chapter III on scope and chapter IV on PRTR data discuss some of the technical issues that will need to be considered. In addition, it will be important to consult broadly with the various stakeholders, including the reporting facilities and the public.

While each country's strategy and specific activities should reflect national conditions, the six-step process for PRTR development proposed by the UNITAR and based on experience in several OECD member States, developing countries and countries with economies in transition, bears consideration (see box 5).

In particular, this approach includes a sub-national pilot PRTR trial to identify key difficulties

and test implementation. Mexico started its PRTR development with pilot exercises, and pilot PRTRs have been launched in at least five regions of the Russian Federation.

Another approach is to start with a limited number of pollutants and facilities and then expand this over time. Still, other countries have started with voluntary systems before making reporting mandatory and comprehensive. The important step in any case is to begin the process.

It can be good practice to set up a national coordinating body to agree on inter-ministerial, multi-stakeholder issues related to PRTR creation and development. For example, in order to adapt and further develop its PRTR, the Netherlands has set up a special coordination group to reach agreement on new definitions, methods and emission factors.

Box 5: Proposed steps for developing a national PRTR**1. A national workshop to identify PRTR goals**

A well-prepared national workshop, with participation from a broad range of experts and stakeholders, can identify the main goals and key issues for national PRTR development. Participation can include: key officials at both national and subnational authorities; representatives of major polluting facilities; experts from research institutes and universities; and representatives of key user groups, including public health groups, environmental NGOs and journalists. (The Protocol includes, as a core element of PRTRs, public participation in their development and modification.)

2. A feasibility study to assess existing capacity for a PRTR

The workshop's conclusions will provide the starting point for an in-depth study of capacity needs. The study should ensure that the goals identified are realistic. Study preparation should involve consultation with the key stakeholders involved in the workshop.

3. Design of the main PRTR characteristics

The feasibility study can be followed by the detailed design of technical, legal and institutional approaches.

4. A pilot trial

A trial, possibly in a specific region of the country, can test the proposed PRTR system and the mechanisms contemplated for reporting from key polluting facilities. The pilot area should include a representative sample of industrial sectors. Facilities might participate on a voluntary basis, reducing the legal preparations needed. The pilot project can test various PRTR issues, including data methods and their accuracy as well as mechanisms for communicating information between local and national levels. This pilot stage can also test methods for presenting PRTR data to the public and to interested stakeholders. The pilot trial should include capacity-building as well as efforts to raise public awareness.

5. Development of the national proposal

The lessons learned in the pilot trial can then be used to develop a full proposal, including any necessary legal instruments. It may be useful to compare this experience with lessons learned in other countries as well. The proposal should include a detailed review of capacity-building needs, as well as specific plans for raising public awareness.

6. A national PRTR workshop

The workshop, with broad participation (including at the political level), will review the PRTR proposal and launch a final proposal for a national PRTR.

Based on UNITAR, 1997.

B. The institutional framework

Setting up a national PRTR will require deciding on the most appropriate institutional structure for collecting and registering the data on pollutant releases and transfers, and ensuring that these data are publicly accessible.

The starting point may be a review of the obligations of the PRTR Protocol and determining whether existing institutions and systems are adequate for carrying out the various tasks and obligations. This will involve a review of existing systems to monitor and register polluting emissions, including how information on pollutant releases currently flows among the various institutions.

Some Parties may already have extensive systems in place for collecting and registering data on releases, e.g. through operating permits or monitoring systems, while others may be developing or reforming such structures. For example, some new

EU member States, as well as South-East European (SEE) and East European, Caucasian and Central Asian (EECCA) countries, are still restructuring their systems for controlling emissions from polluting facilities.

In carrying out the review, it is important to consider what is working well and what could be a problem. The lack of proper legal and institutional frameworks, and the existence of numerous non-compatible data collection obligations and thus different non-compatible databases maintained by a variety of State organizations may make it difficult to develop well-functioning PRTRs.

In most countries, the environment ministry will hold overall responsibility for setting up the relevant structure. However, a number of other ministries are likely to also be involved in the collection and management of relevant data, i.e. ministries of

agriculture, energy, health or transport. In such cases, structures for inter-ministerial coordination will be needed to determine whether the data currently collected meet the PRTR Protocol's requirements or whether adaptations are needed.

Even where largely environmental authorities collect the data on releases, there may be a number of different institutions involved. For example, collecting data on releases to water might be the responsibility of river basin management institutions, while environmental offices of local authorities might carry out collecting data on emissions to air.

In most EECCA countries, a range of ministries, State institutes and academic research centres carries out environmental monitoring. Efforts to improve monitoring have focused on strengthening coordination and cooperation among these bodies and on establishing unified monitoring systems. For example, Ukraine created the Interdepartmental Commission on Environmental Monitoring Issues in 2001, to establish common standards and procedures for monitoring activities and to ensure data exchange. These efforts to develop nationally unified monitoring systems could provide a starting point for assembling PRTR data in those countries.

The checklists below identify a number of elements for a PRTR for which institutional structures may be needed. These elements are either explicitly set forth in the PRTR Protocol or implicit in its requirements. The checklists are aimed at providing a quick guide for the institutional review.

balance equations, indirect monitoring or other calculations, engineering judgements and other methods. Where appropriate, this should be done in accordance with internationally approved methodologies.

Some Parties may decide to create a single institution responsible for the collection, validation and dissemination of PRTR data. In other cases, it may be possible to maintain existing institutional structures for instance for monitoring or enforcement, and to redefine certain tasks as well as unify the methodologies used for collecting and validating the data, in order to achieve a register.

Validation of the data submitted for the PRTR poses a different type of challenge than the creation and maintenance of a national PRTR. While the latter task will necessarily entail some degree of centralized collection and management of data, validation of data may be more easily achievable if responsibility is delegated to local or regional authorities or to the regional or local offices of national authorities, since they will be closer to the operators and are more likely to have an overview of their activities. One possible way of validating the data may be to use information from other controls of facilities, e.g. via regular or extraordinary environmental inspections.

Another option might be to split the responsibilities for the validation of data among different competent authorities according to their competences, as in Spain, whose autonomous communities and river

Box 6: Checklist of elements for which institutional structures may be needed (1)

1. Institution to manage the national PRTR system (art. 2, para. 5)
2. Structure for inter-agency coordination
3. Appropriate systems for enforcement (art. 3, para. 1)

Collection, validation and management of data

4. Collection of data submitted by owners or operators of reporting facilities (art. 7, paras. 2 and 5)
5. Assessment of the quality of the data collected in terms of completeness, consistency and credibility (art. 10, para. 2)
6. Collection of information on releases of pollutants from diffuse sources (art. 7, para. 4)
7. Development and management of a register comprising a structured, computerized database able to maintain data for ten reporting years (art. 4, para. (j) and art. 5, para. 3)
8. Dissemination of information and training (arts. 8, 11 and 15)

Owners or operators of facilities subject to reporting are required to ensure the quality of the information they report and to use the "best available information." Best available information may include monitoring data, emission factors, mass

basin authorities validate the data within the area of their competence. However, in systems where these institutions are centralized, it might be wise to ensure that validation is still carried out regionally or locally.

Each country will need to decide the best way to enforce the reporting obligations, including the requirement for owners and operators to assure the quality of the information that they report. This could be done via existing systems of controlling polluting facilities, e.g. environmental inspectorates or other administrative systems for enforcing environmental obligations.

1. Implementation in decentralized systems of governance

Some Parties may have regional or other decentralized structures. These may be accompanied by long-established systems of environmental management based on regionally determined requirements for monitoring and collecting environmental data. This can complicate the process of setting up a PRTR (which of course presupposes harmonized data).

Germany, for example, has a decentralized system of environmental management based on its Federal States (Länder). The legal and institutional structures for the collection of data vary, according to the environmental medium. Obligations to report data on emissions to water are set by these regional governments and data are managed regionally. Obligations to report emissions to air are set in national legislation, but again data collection and validation are managed regionally. A common regional data set on air and water emissions is compiled by the Federal States.

Although legal competence is divided between regional and national levels, in practice only one institution – the Environment Agency (UBA) – is the national contact point and responsible for compiling the complete data set for Germany. Quality assessment is performed at all levels of the data flow and the results are communicated back to the operator along the data chain.

In decentralized systems, achieving a national register will require harmonization of data from various regions. This will involve harmonization of the quantification methods for each type of release across each region (see chapter IV), to enable nationwide comparison of the collected data.

Centralized data collection and management will require transmission of the data collected regionally to one or more national institutions with responsibility for the registration and compilation of the data. Enabling the regional institution to register the data in the PRTR directly by electronic means can facilitate this. Note that article 4, paragraph (j), of the Protocol suggests the possibility of a structured, computerized database or, alternatively, several linked databases maintained by a number of competent authorities, e.g. for different regions, in a federal system. Whether data collection, management and transfers are done in a centralized or decentralized manner, these tasks will be greatly simplified if all facilities and authorities involved use integrated compatible electronic systems.

Box 7: Checklist of elements for which institutional structures may be needed (2)

Awareness raising and capacity-building

1. Promotion of public awareness of the national PRTR and provision of assistance and guidance in accessing and using the information contained therein (art. 15, para. 1)
2. Capacity-building and guidance to responsible authorities for carrying out their duties under the Protocol (art. 15, para. 2)

Access to information; confidentiality; access to justice

3. Structures for provision of information to the public on request, in cases where the information is not easily accessed by the public by direct electronic means (art. 11, para. 2), optionally, charging a reasonable amount for this service (art. 11, para. 4)
4. Facilitation of electronic access to the register in publicly accessible locations where access is not available by direct electronic means (art. 11, para. 5)
5. Processing of requests for keeping certain information confidential, including taking decisions on when information can be excluded (art. 12, para. 1)
6. Processing of requests to disclose information that is considered confidential, including provision of generic chemical information and the reason the other information has been withheld (art. 12, para. 3)

Public participation

7. Provision of opportunities for public participation in the development of the national PRTR within the constraints of national law (art. 13, para. 1)
8. Provision of information to the public when a decision is taken to establish or significantly change the register (art. 13, para. 3)

2. Awareness-raising, access to information and public participation

The PRTR Protocol also provides for the promotion of public awareness of the PRTR and for the provision of information to the public, along with opportunities for public participation (see checklists below).

Implementation of these provisions might require administrative structures different from those needed for establishing and managing the PRTR itself. Some of the responsibilities may be similar to tasks already carried out by officials in national, regional or local environmental administrations, e.g. public relations and environmental education. In

order to ensure that these provisions under the PRTR Protocol are implemented, it could be useful to develop a plan that specifies each action and assigns responsibilities to specific units and officials.

Each Party setting up its national PRTR will need to establish a legal framework that clearly establishes the authorities and obligations of the bodies responsible for the PRTR as well as the obligations of the reporting facilities. Some countries will already have well-developed legal structures for collecting data on emissions from point and diffuse sources. Other countries, e.g. the Western Balkan countries, may still be establishing the necessary legal and institutional structures for collecting and managing emissions data.

C. The regulatory framework for data collection and dissemination

Again, the starting point for each Party should be a systematic assessment and review of its legislation, and identification of how its legal system will need to be brought into line with the obligations of the Protocol. The checklists below list most of the elements that will need to be in national legislation or secondary regulations. The first shows some of the general provisions required to ensure a workable national PRTR.

The national legal framework will need to define the obligations of the administrative authorities who will be collecting, validating and managing the register, as well as dealing with accessibility to the data and confidentiality issues. In most cases, a new legal instrument will be needed to ensure a comprehensive and workable system. In other cases, it may be possible to amend existing legislation to cover the PRTR Protocol's requirements. This option is particularly important to consider where structures are already in place for gathering and managing information on polluting emissions.

In the United Kingdom, regulators have a duty to maintain public registers of specified information regarding pollution of the environment by "permitted activities." The modalities and requirements for

public registers are set out in regulations. British pollution control legislation also enables regulators to require operators to submit to them specified information and to compile information on releases, waste and the destination of such waste, and to provide such information in the manner specified.

The Czech Republic similarly established its Integrated Pollution Register via provisions in the 2002 Act on Integrated Pollution Prevention and Control that oblige the Ministry of the Environment to establish and maintain such a register as well as the users of registered substances to report certain data to the Ministry. The Act also authorizes the Ministry to lay down implementing regulations stating the manner of determining and assessing the reported substances and the manner of keeping the integrated pollution register "so as to ensure the uniformity of the information system in the area of the environment".

In countries that already have systems, the two most common structures in use for collecting the data needed to establish central emissions registers are: (a) information requirements set in environmental permits; and (b) compulsory self-monitoring and reporting.

Box 8: Checklist of legislative elements on data collection and dissemination**General provisions**

1. Authority (or obligation) to establish and maintain a public register (art. 4)
2. Designation of competent authority for managing the PRTR (art. 2, para. 5 and art. 3, para. 1 in connection with Article 4 (j)) (Management of the PRTR, data collection, and enforcement of reporting obligations will not necessarily be carried out by the same authority.)
3. Definitions, e.g. facility, pollutant, release, off-site transfer (compare art. 2 where necessary)
4. Designation of which point source facilities will be subject to mandatory reporting on a periodic basis (or, alternatively, authority to request the information from facilities needed for the PRTR)
5. What information needs to be reported and in what format (art. 7, paras. 5 and 6)
6. Reporting cycle and deadlines for reporting (art. 8)
7. Measures providing for the effective enforcement of the provisions of the Protocol, for example provisions making it an offence to submit information known to be false, and sanctions for so doing.

Obligations for owners and operators

1. To collect data and keep records for five years (art. 9, para. 1)
2. To use the best available information when reporting, and to use internationally approved methodologies where appropriate (art. 9, para. 2)
3. To assure the quality of information reported (art. 10, para. 1)

Obligations for Parties

1. Obligation to provide direct electronic access to the register through public telecom networks and, failing this, in publicly accessible locations (art. 11, para. 1 and art. 11, para. 5)
2. Obligations to carry out quality assessments of the data in the register in particular assess whether & to ensure that the data are complete, consistent and credible (art. 10, para. 2)
3. Provisions on what information on the register may be kept confidential, as well as the procedure (criteria) for taking the determination and for providing information on what data have been withheld and why (art. 12, paras. 1, 2 and 3)
4. Measures to ensure that employees or members of the public who report a violation by a facility are not penalized, persecuted or harassed (art. 3, para. 3)
5. Technical measures for collection of information on diffuse pollution (art. 7, paras. 4 and 7)

1. Procedures for reporting based on environmental permits

Many countries, especially in Western Europe, already have well-developed systems for the permitting of large industrial installations, including mandatory self-monitoring and reporting of pollutant emissions. To avoid duplication of effort, they have linked the collection of data required for their national PRTRs to requirements already in place in their permitting system. While this may avoid double reporting, it can also be limiting in that changes to the national PRTR to reflect any changes made in the PRTR Protocol could subsequently require amendments to the national permitting system.

For example, the European Community and its Member States based their first-generation PRTR (EPER) on the integrated permitting system under the IPPC Directive 96/61/EC.⁴ Facilities covered under its annex I are obliged to report on their emissions of the substances covered under annex A1 to the EPER Decision 2000/479/EC.⁵

2. Procedures for reporting based on compulsory reporting obligations

Another possibility is to base the data collection for the PRTR on a legal framework establishing specific obligations to report the relevant data. This framework could be linked to local or regional environmental monitoring systems. Australia's legislation for setting up a national pollutant inventory is a useful example of this approach to setting up compulsory reporting obligations.⁶

Box 9: Article 3, paragraph 5 – Integration with existing information sources

To reduce duplicative reporting, pollutant release and transfer register systems may be integrated to the degree practicable with existing information sources such as reporting mechanisms under licences or operating permits.

Countries contemplating accession to the PRTR Protocol but facing significant difficulties in establishing effective pollution monitoring and reporting

⁴ OJ L 257, 10.10.1996, p. 26.

⁵ OJ L 192, 28.7.2000, p. 36.

⁶ See Australia's national database of pollutant emissions, available at: <http://www.npi.gov.au>.

may wish to consider a simple “pre-PRTR” system, such as the performance rating and disclosure systems in use in developing countries such as Indonesia and reviewed on a pilot basis in Ukraine. Such a system could then gradually be improved and extended to meet the Protocol’s requirements over time.

3. Adapting PRTRs to national needs

The Protocol sets minimum requirements. Parties developing PRTRs in compliance with its obligations should keep in mind that they may go further, if appropriate in the light of national priorities and concerns. For example, if a local industrial facility emits significant amounts of a substance not yet covered under the Protocol, it may be important to include that substance in the reporting requirements. A country may also wish to increase the accessibility of the information maintained on the PRTR, e.g. by restricting the types of information that can be kept confidential for commercial reasons.

Moreover, countries may wish to add other elements to their national PRTRs, such as reporting obligations for small and medium-sized enterprises (SMEs). Bearing in mind the possibility of future developments of the Protocol and the need for flexibility, it could be interesting to introduce some of these additional elements on a voluntary or pilot basis. The Netherlands, for example, provides for individual provinces to require companies that are under the reporting thresholds to report information on their emissions, if these emissions are significant at the local level.

Finally, countries will have to consider how to include data on diffuse sources of pollutants in their national PRTRs, where the data are already being

collected by relevant authorities and can be practically included. Indeed, under the PRTR Protocol, they are obliged to take measures to initiate such reporting, if they determine that no such data on diffuse sources exist.

4. Enforcement

The “appropriate enforcement measures” to implement the Protocol’s provisions referred to in article 3, paragraph 1, will apply to operators as well as officials responsible for the registration acting in bad faith, fraudulently or negligently, where this behaviour is apt to hamper the implementation of the Protocol. Parties could consider whether the enforcement measures should include sanctions and whether those could be administrative and/or penal. The introduction of both types of sanctions would create a gradual system in the use of sanctions. The same result would be achieved by providing for different levels of administrative sanctions depending on the gravity of the offence. Sanctions have to be proportionate. A repeated violation of the reporting obligation or the submission of false data may be considered a graver offence than the mere delay in delivering information.

In addition, the Protocol requires Parties to take measures to protect employees of a facility and members of the public who report a violation by a facility of the national laws implementing the Protocol (art. 3, para. 3). One way to do this would be to oblige competent authorities to ensure anonymity of persons reporting violations, and to back this up with penalties. The United States, for example, has set in place stiff penalties for penalization, persecution or harassment in cases where the identity of the person has become known.

D. The regulatory framework for public participation and access to information and justice

Much of the regulatory framework which is required to comply with the Protocol relating to access to information, public participation and access to justice will already be in place in countries

that are Parties to the Aarhus Convention, although some adjustments may be required, due to the specificities of the Protocol.

The Protocol has specific articles dealing with public participation, access to information and access to justice. This insertion is important because the Protocol is open to non-Parties to the Convention. The legislative framework for each of these pillars is addressed below.

1. Public participation

Public participation is among the core elements of the PRTR system. Experience among countries with a long tradition in PRTR systems shows that public involvement is very important for success in establishing a PRTR. Public involvement helps to raise public awareness, including of how to use the PRTR. Since the PRTR is intended to be a tool for the public, the public should be involved in its design and set-up.

The general obligation with respect to public participation is spelled out in article 4.

Box 10: Article 4 – General obligation with respect to public participation

In accordance with this Protocol, each Party shall establish and maintain a publicly accessible national pollutant release and transfer register that: (...) (i) allows for public participation in its development and modification...

Parties to the Aarhus Convention should have national legislation providing a general right to participate in decisions having an impact on the environment (art. 8). If the Party to the Protocol is not a Party to the Convention and does not have such legislation, it will need to create a legal framework for the three pillars (i.e. articles 11, 13 and 14) under the Protocol. The elements required by the Protocol are set forth in box 8.

There is a legal right to participate granted to the general public. A legal instrument is recommended to secure these rights. If legislation is already in place, it may need to be adapted or further developed through communications, decisions or other secondary regulations sufficiently disseminated and made publicly available. Parties to the Aarhus Convention may also wish to provide specific rules for public participation in the establishment or modification of a PRTR, such as a coordinating body or longer deadlines.

The Protocol refers to two instances when public participation is relevant: (a) during the establish-

Box 11: Check list of elements of national legislation on public participation

1. To ensure appropriate opportunities for public participation in the development of the PRTR (art. 13, para. 1);
2. To ensure that the public has access to information on the proposed measures in a timely manner (art. 13, para. 3);
3. To provide the opportunity for access to information on proposed measures concerning the development of the PRTR (art. 13, para. 2);
4. To take due account of any public input (art. 13, para. 4).

ment of the PRTR; and (b) in the modification of the PRTR. In either instance, opportunities for public participation should be provided at an early stage when it can influence the decision-making process. Although the minimum requirements of the Protocol must always be met, any input from the public may influence how they are met and whether the national PRTR goes further.

(a) Public participation in establishing a PRTR

A participatory process for establishing or developing a PRTR will be essential for the future success of the system. Involvement of all stakeholders, i.e. reporting facilities, non-governmental organizations (NGOs) and civic organizations, workers in the facilities, health officials, pollution control officials, local authorities and academia, is important. Those countries having to develop their PRTRs from the beginning will especially benefit from the experiences of other countries.

(b) Involving stakeholders

The involvement of stakeholders could be made possible by the creation of a national coordinating body (see chapter I, sect. A), which would facilitate the consultations at the very first stage. This initial working group or body can be useful to discuss the different options to develop PRTRs. Its conclusions can be proposed for broader consultation. This broader consultation process, e.g. Internet consultation, could have longer deadlines for the public to react in order to ensure the general public's participation in the establishment of the PRTR.

(c) Informing the public

To ensure that the public is given sufficient

opportunity to participate, some Parties may wish to set in place detailed rules. These can, for instance, specify how to inform the public, how the opportunity for consultation should be publicized, e.g. via mass media or regional media, official journals or other appropriate means; information panels in city halls or other relevant buildings; or by post.

(d) Ensuring public participation

The rules for public participation will also want to establish reasonable deadlines for the public to present its comments and opinions, e.g. one or two months. It is good practice in a specific consultation to note the deadline in terms of a clear date, e.g. 17 November, rather than as a period of time.

The rules for public participation may ensure that comments can be sent by both electronic and non-electronic means. In any case, it will be important to clearly identify the competent authority in charge of receiving these comments. This could include regional or local representatives that would in turn transmit the comments to the competent authority establishing or modifying the PRTR.

Box 12: Consultation process of the United Kingdom’s Department for Environment, Food and Rural Affairs as an example of public participation using electronic means

In the United Kingdom, the majority of legislative proposals are subject to public consultation in accordance with the Cabinet Office Code of Practice on public consultation. The Code sets out a series of points that must be taken into account during the consultation process. Criterion 4 is dedicated to feedback regarding the responses received and the way in which the consultation process influences policy. Each consultation is published on the Internet, and hard copies are also sent to stakeholders and made available to the public. Generally, the consultation will be open for 12 weeks, after which time the responses will be considered.

(e) Taking into account the public’s input

The PRTR Protocol specifies that the comments are to be taken into account by the authority taking the decision. Parties should therefore also set procedures for reporting how the public input has been considered in the final decision, e.g. how many comments were received, how these comments were addressed, and why certain proposals were not retained and why others were finally adopted.

(f) Public participation in modifying a PRTR

Public participation shall be allowed in the development and modification of the PRTR (article 4 (i)). Article 13, paragraph 1, which stipulates that each Party shall ensure appropriate opportunities for public participation in the development of its national registers, within the framework of its national law and article 13, paragraph 3, which stipulates that each party shall ensure, when a decision to establish or significantly change the register has been taken, information on the decision and the considerations on which it is based are made publicly available in a timely manner, shall be interpreted in the light of the more general article 4 (i).

Significant changes to the PRTR system might be the inclusion of additional activities and pollutants or the lowering of thresholds.

A Party may decide to call on the above-mentioned national coordinating body each time that a significant change is planned for the PRTR. For other changes, the Party may decide just to post the proposal on websites and other relevant places (e.g. official journals) and to apply the normal procedure for consultation.

Parties could also decide to allow the public to propose changes to the PRTR. In many cases, such proposals can improve the system and identify different users’ needs. They could be sent to the website or also by post to the identified competent authority for PRTRs.

Box 13: Public participation and PRTRs – The example of TRI stakeholder dialogue

When changes in the Toxics Release Inventory (TRI) are going to take place, the United States Environmental Protection Agency (USEPA) opens a stakeholder dialogue, consisting of different phases where interested stakeholders can participate. It includes background documents and online dialogue or a “virtual public meeting.” The process is announced on the TRI portal website, but it is also published in the Federal Register and at EDOCKET. The proposal includes a summary, background information, an explanatory memorandum, the deadline to send comments (specific date) and instructions on how to send comments, including addresses and allowing for electronic submission, e.g. via e-mail or to the eRulemaking Portal, as well as post and hand delivery. A national TRI conference is also organized every year to discuss TRI issues.

2. Access to information and access to justice

An important aspect concerning the legal framework on access to information is that Parties should have in place relevant legislation dealing with the dissemination of and access to information on environmental matters, and specific provisions on confidentiality. Parties to the Aarhus Convention would in many cases already have such general rules in place.

The legislation dealing with access to information can be a framework instrument dealing with access to information and access to justice in general or a specific instrument created to deal with the establishment of a PRTR. In any case, it should ensure that the PRTR data are easily publicly accessible by electronic access, such as through telecommunications networks. If they are not easily publicly accessible by electronic means, then the legislation should specify how the PRTR would be made publicly accessible by other effective means including upon request or by facilitating electronic access in public locations.

Parties should first analyse their legislation on access to information to assess whether it needs to be amended to align with the PRTR Protocol's requirements. Non-Parties to the Convention should pay particular attention to the grounds for confidentiality, as these are more limited than those of the Convention and amendments to national legislation may be required (for a more detailed explanation, see chapter V, section B).

Concerning access to justice, article 14 of the Protocol basically reproduces the beginning of article 9 of the Convention. It does not override the Convention's provisions, which are broader and cover more cases. Parties to the Convention should therefore take this aspect into account as legal implementation may already be in place. Others will however have to create the legal framework required by this article. The guidance documents on the Convention could prove useful to this end.

Box 14: Checklist of legislative elements on access to information and access to justice

1. To ensure that data are easily publicly accessible through electronic means without an interest having to be stated (art. 11, para. 1)
2. Where electronic access is not available, to provide data upon request within one month by other effective means and to facilitate electronic access in public locations (when data are not easily publicly accessible by electronic means) (art. 11, paras. 2 and 5)
3. To ensure that access is free of charge or that any charges do not exceed a reasonable amount (art. 11, paras. 3 and 4)
4. To ensure access to justice, including reviews (art. 14)

E. Implementation by regional economic integration organizations

The PRTR Protocol allows regional economic integration organizations such as the European Community to be Parties (art. 24) and refers to regional economic integration organizations in four more articles:

- (a) Article 8, paragraph 3, reporting cycle (for more details, see chapter V);
- (b) Article 17, paragraph 4, allowing regional economic integration organizations which are not Parties to participate as observers in the sessions of the Meeting of the Parties;
- (c) Article 18, paragraph 2: right to vote in

matters within its competence (number of votes equal to number of member States which are Parties);
(d) Article 26, paragraphs 3 and 4: instruments for accession.

One of the issues for such organizations is defining the extent of their competence with respect to the matters governed by this Protocol. In fact, a regional economic integration organization has to declare in its document of accession the extent of its competence with respect to the matters governed by this Protocol and also inform the Depositary of any

substantial modification to the extent of this competence (art. 26, para. 4).

The regional economic integration organization has an international responsibility to comply with the Protocol within the area of its competence.

Implementation of the Protocol by a regional economic integration organization can have many

advantages in bringing about convergence in the efforts from member States and in saving costs on the establishment of a PRTR (see chapter VI for more details). However, member States of a regional economic integration organization which are themselves Parties to the PRTR Protocol are, in addition, obliged to implement the Protocol nationally.

III. Scope of the Protocol

The Protocol covers 64 activities and 86 substances and categories of substances. Although it follows closely the EU system under the IPPC Directive, the Protocol covers more activities and substances. This chapter reviews the scope of the Protocol in terms of activities, substances and types of releases. It then describes in further detail the reporting of releases and transfers.

A. Activities

The Protocol covers 64 activities grouped by sectors (energy, metal production and processing, mineral industry, chemical industry, waste and waste-water management, paper/wood processing industries, intensive livestock and aquaculture, animal and vegetable products, and others). Table 1 below lists the key activities.

Article 6 of the Protocol, on the scope of the registers, provides that its Parties shall review reporting requirements on the basis of the experience gained in implementation and revise the lists of activities, pollutants and thresholds in its annexes.

Annex I to the Protocol lists the activities covered. The list is based largely on annex I to the IPPC Directive and incorporates its capacity thresholds.⁷ However, annex I to the Protocol contains some additional activities, including mining, municipal waste-water treatment, aquaculture and shipbuilding.

Table 1: Annex I to the PRTR Protocol activities

No.	Activity
1.	Energy sector
(a)	Mineral oil and gas refineries
(b)	Installations for gasification and liquefaction
(c)	Thermal power stations and other combustion installations
(d)	Coke ovens
(e)	Coal rolling mills
(f)	Installations for the manufacture of coal products and solid smokeless fuel
2.	Production and processing of metals
(a)	Metal ore (including sulphide ore) roasting or sintering installations
(b)	Installations for the production of pig iron or steel (primary or secondary melting) including continuous casting
(c)	Installations for the processing of ferrous metals: <ul style="list-style-type: none"> (i) Hot-rolling mills (ii) Smitheries with hammers (iii) Application of protective fused metal coats
(d)	Ferrous metal foundries
(e)	Installations: <ul style="list-style-type: none"> (i) For the production of non-ferrous crude metals from ore, concentrates or secondary raw materials by metallurgical, chemical or electrolytic processes (ii) For the smelting, including the alloying, of non-ferrous metals, including recovered products (refining, foundry casting, etc.)
(f)	Installations for surface treatment of metals and plastic materials using an electrolytic or chemical process

⁷ The IPPC Directive is also the basis of annex I to the Aarhus Convention.

Table 1: Annex I to the PRTR Protocol activities (cont.)

No.	Activity
3.	Mineral industry
(a)	Underground mining and related operations
(b)	Opencast mining
(c)	Installations for the production of: <ul style="list-style-type: none"> (i) Cement clinker in rotary kilns (ii) Lime in rotary kilns (iii) Cement clinker or lime in other furnaces
(d)	Installations for the production of asbestos and the manufacture of asbestos-based products
(e)	Installations for the manufacture of glass, including glass fibre
(f)	Installations for melting mineral substances, including the production of mineral fibres
(g)	Installations for the manufacture of ceramic products by firing, in particular roofing tiles, bricks, refractory bricks, tiles, stoneware or porcelain
4.	Chemical industry
(a)	Chemical installations for the production on an industrial scale of basic organic chemicals, such as: <ul style="list-style-type: none"> (i) Simple hydrocarbons (linear or cyclic, saturated or unsaturated, aliphatic or aromatic) (ii) Oxygen-containing hydrocarbons such as alcohols, aldehydes, ketones, carboxylic acids, esters, acetates, ethers, peroxides, epoxy resins (iii) Sulphurous hydrocarbons (iv) Nitrogenous hydrocarbons such as amines, amides, nitrous compounds, nitro compounds or nitrate compounds, nitriles, cyanates, isocyanates (v) Phosphorus-containing hydrocarbons (vi) Halogenic hydrocarbons (vii) Organometallic compounds (viii) Basic plastic materials (polymers, synthetic fibres and cellulose-based fibres) (ix) Synthetic rubbers (x) Dyes and pigments (xi) Surface-active agents and surfactants
(b)	Chemical installations for the production on an industrial scale of basic inorganic chemicals, such as: <ul style="list-style-type: none"> (i) Gases, such as ammonia, chlorine or hydrogen chloride, fluorine or hydrogen fluoride, carbon oxides, sulphur compounds, nitrogen oxides, hydrogen, sulphur dioxide, carbonyl chloride (ii) Acids, such as chromic acid, hydrofluoric acid, phosphoric acid, nitric acid, hydrochloric acid, sulphuric acid, oleum, sulphurous acids (iii) Bases, such as ammonium hydroxide, potassium hydroxide, sodium hydroxide (iv) Salts, such as ammonium chloride, potassium chlorate, potassium carbonate, sodium carbonate, perborate, silver nitrate (v) Non-metals, metal oxides or other inorganic compounds such as calcium carbide, silicon, silicon carbide
(c)	Chemical installations for the production on an industrial scale of phosphorous-, nitrogen- or potassium-based fertilizers (simple or compound fertilizers)
(d)	Chemical installations for the production on an industrial scale of basic plant health products and of biocides
(e)	Installations using a chemical or biological process for the production on an industrial scale of basic pharmaceutical products
(f)	Installations for the production on an industrial scale of explosives and pyrotechnic products
5.	Waste and waste-water management
(a)	Installations for the incineration, pyrolysis, recovery, chemical treatment or land filling of hazardous waste
(b)	Installations for the incineration of municipal waste
(c)	Installations for the disposal of non-hazardous waste
(d)	Landfills (excluding landfills of inert waste)
(e)	Installations for the disposal or recycling of animal carcasses and animal waste
(f)	Municipal waste-water treatment plants
(g)	Independently operated industrial waste-water treatment plants which serve one or more activities of this annex

Table 1: Annex I to the PRTR Protocol activities (cont.)

No.	Activity
6.	Paper and wood production and processing
(a)	Industrial plants for the production of pulp from timber or similar fibrous materials
(b)	Industrial plants for the production of paper and board and other primary wood products (such as chipboard, fibreboard and plywood)
(c)	Industrial plants for the preservation of wood and wood products with chemicals
7.	Intensive livestock production and aquaculture
(a)	Installations for the intensive rearing of poultry or pigs
(b)	Intensive aquaculture
8.	Animal and vegetable products from the food and beverage sector
(a)	Slaughterhouses
(b)	Treatment and processing intended for the production of food and beverage products from: <ul style="list-style-type: none"> (i) Animal raw materials (other than milk) (ii) Vegetable raw materials
(c)	Treatment and processing of milk
9.	Other activities
(a)	Plants for the pre-treatment (operations such as washing, bleaching, mercerization) or dyeing of fibres or textiles
(b)	Plants for the tanning of hides and skins
(c)	Installations for the surface treatment of substances, objects or products using organic solvents, in particular for dressing, printing, coating, degreasing, waterproofing, sizing, painting, cleaning or impregnating
(d)	Installations for the production of carbon (hard-burnt coal) or electro graphite by means of incineration or graphitization
(e)	Installations for the building of, and painting or removal of paint from ships

The IPPC Directive's list was used for the Protocol, first of all for the practical reason that many UNECE countries already were or were to become members of the EU, and thus already had systems in place to control polluting emissions from the facilities carrying out these activities. A second reason was that these activities, together with the additional ones in the Protocol, were responsible for about 90 per cent of industrial pollution. Thus, information on releases from the facilities carrying out annex I activities should provide the public with a good overall picture of the level of pollution from its industrial installations. Other activities can be added at national level if the Party considers it appropriate. Information on diffuse sources, also required under the Protocol, completes the information on releases (pollution) for a targeted area.

In deciding which facilities carrying out activities listed in annex I to the Protocol will be subject to reporting requirements, it will be necessary to choose between the EU and the North American systems for establishing reporting thresholds. Both systems are aimed at focusing reporting require-

ments on the larger facilities that are responsible for most polluting emissions, but each system uses a different reporting threshold for determining which facilities must report. The EU uses reporting thresholds that are based on the capacity of the facility, for example, its energy input, production or receiving capacity (annex I, column 1, to the PRTR Protocol) and releases (annex II, column 1). Canada and the United States use reporting thresholds based on number of employees (annex I, column 2) and manufacture, process or use (MPU) thresholds (annex II, column 3), the latter being pollutants measured in kilograms per year. Both systems have advantages and disadvantages.

Under the MPU system, facilities that meet the threshold will have to report even the smallest releases, whereas under the capacity threshold system releases will have to be reported only when they are above a specific threshold for a specific substance. Facilities that do not meet the MPU threshold do not have to report any releases. In practice, the results from selecting either of the systems are assumed to be quite similar.

B. Substances

Annex II to the PRTR Protocol lists 86 polluting substances and categories of substances. Lists of substances regulated by a number of international instruments were used to develop annex II, including:

- (a) The IPPC/European Pollutant Emission Register (EPER) list of substances;
- (b) The EU Water Framework Directive list of priority substances;
- (c) The principal substances regulated under the United Nations Framework Convention on Climate Change; and
- (d) Substances regulated under the Stockholm Convention on Persistent Organic Pollutants (POPs), the Rotterdam Convention on the Prior Informed Consent Procedure for Certain Hazardous Chemicals and Pesticides in International Trade, the Convention for the Protection of the Marine Environment of the North-East Atlantic, the International Convention for the Prevention of Pollution from Ships, and the UNECE Convention on Long-Range Transboundary Air Pollution⁸.

These lists were considered to cover key pollutants. The negotiators also aimed to avoid overlaps and duplication of reporting among these instruments. In the end, 86 substances and categories of

substances were agreed upon, including greenhouse gases, ozone-depleting substances, heavy metals, pesticides, acidification precursors and persistent organic pollutants (see table 2).

The emphasis of the Protocol is on the amount of pollution. The Protocol tries to find a balance between the reporting burden and the relevance of the information provided. Instead of covering a broad number of pollutants, the Protocol concentrates on releases of a limited number of specific pollutants and pollutant categories in order to present an overall picture of the amount of pollution. This is one of the differences between the PRTR and the Toxics Release Inventory (TRI) system, which is mainly based on chemical safety concerns and which specifies hundreds of individual pollutants.

The PRTR Protocol instead identifies a number of important groups of substances, such as Total organic carbon (TOC), Halogenated organic compounds, phenols, Particulate matter (PM₁₀), dioxins, Polycyclic aromatic hydrocarbons (PAHs), cyanides, fluorides, Non-methane volatile organic compounds (NMVOCs), Perfluorocarbons (PFCs) and Hydrochlorofluorocarbons (HCFCs), as well as key individual pollutants. These groups cover potentially thousands of single substances.

Table 2: Substances listed in annex II to the PRTR Protocol

Methane (CH ₄)	1,2,3,4,5,6-hexachlorocyclohexane (HCH)
Carbon monoxide (CO)	Lindane
Carbon dioxide (CO ₂)	Mirex
Hydrofluorocarbons (HFCs)	PCDD +PCDF (dioxins +furans) (as Teq)
Nitrous oxide (N ₂ O)	Pentachlorobenzene
Ammonia (NH ₃)	Pentachlorophenol
Non-methane volatile organic compounds (NMVOC)	Polychlorinated biphenyls (PCBs)
Nitrogen oxides (NO _x /NO ₂)	Simazine
Perfluorocarbons (PFCs)	Tetrachloroethylene (PER)
Sulphur hexafluoride (SF ₆)	Tetrachloromethane (TCM)
Sulphur oxides (SO _x /SO ₂)	Trichlorobenzenes (TCBs)
Total nitrogen	1,1,1-trichloroethane
Total phosphorus	1,1,2,2-tetrachloroethane
Hydrochlorofluorocarbons (HCFCs)	Trichloroethylene
Chlorofluorocarbons (CFCs)	Trichloromethane
Halons	Toxaphene
Arsenic and compounds (as As)	Vinyl chloride
Cadmium and compounds (as Cd)	Anthracene
Chromium and compounds (as Cr)	Benzene
Copper and compounds (as Cu)	Brominated diphenylethers (PBDE)
Mercury and compounds (as Hg)	Nonylphenol ethoxylates (NP/NPEs) and related substances
Nickel and compounds (as Ni)	Ethyl benzene
Lead and compounds (as Pb)	Ethylene oxide

⁸ See CEP/WG.5/AC.2/2001/7.

Table 2: Substances listed in annex II to the PRTR Protocol (cont.)

Zinc and compounds (as Zn)	Isoproturon
Alachlor	Naphthalene
Aldrin	Organotin compounds (as total Sn)
Atrazine	Di-(2-ethyl hexyl) phthalate (DEHP)
Chlordane	Phenols (as total C)
Chlordecone	Polycyclic aromatic hydrocarbons (PAHs)
Chlorfenvinphos	Toluene
Chloro-alkanes, C ₁₀ -C ₁₃	Tributyltin and compounds
Chlorpyrifos	Triphenyltin and compounds
DDT	Total organic carbon (TOC) (as total C or COD/3)
1,2-dichloroethane (EDC)	Trifluralin
Dichloromethane (DCM)	Xylenes
Dieldrin	Chlorides (as total Cl)
Diuron	Chlorine and inorganic compounds (as HCl)
Endosulphan	Asbestos
Endrin	Cyanides (as total CN)
Halogenated organic compounds (as AOX)	Fluorides (as total F)
Heptachlor	Fluorine and inorganic compounds (as HF)
Hexachlorobenzene (HCB)	Hydrogen cyanide (HCN)
Hexachlorobutadiene (HCBd)	Particulate matter (PM ₁₀)

Many of the substances included in annex II are severely restricted, banned or being phased out under international agreements. They are included in the PRTR Protocol for the sake of completeness, even though in most cases their use and thus their reporting will be limited.

Parties may include additional substances in their national PRTRs if considered appropriate.

C. Releases

Box 15: Article 2, paragraph 7 – Definition of releases

“Release” means any introduction of pollutants into the environment as a result of any human activity, whether deliberate or accidental, routine or not routine, including spilling, emitting, discharging, injecting, disposing or dumping, or through sewer systems without final wastewater treatment.

The term “releases” used in the PRTR Protocol covers a number of terms used in different countries to refer to the introduction of pollutants into the environment, such as:

- (a) Emissions (often used to refer to the introduction of pollutants into the environment from point sources); and
- (b) Discharges (formerly referred to the introduction of pollutants into water).

The Protocol’s definition is broad in that it covers both routine releases and non-routine ones, such as accidental releases. The definition itself has three main elements:

- (a) Introduction of pollutants: the Protocol does not link the definition of releases to the specific pollutants listed in annex II, thereby providing a dynamic approach that does not limit which pollutants can be included in PRTRs;
- (b) Into the environment: the Protocol refers to the environment in general but nonetheless takes a medium-specific approach in requiring reporting of releases to air, water and land; and
- (c) As a result of a human activity: only releases that are directly (point sources) or indirectly (diffuse sources, including agriculture and traffic) the result of a human activity have to be reported.

Releases that are the result of natural phenomena, such as a volcanic eruption, do not have to be reported. Accidental releases from facilities due to a natural phenomenon, such as flooding, should be reported, as the pollutants arise from human activity.

1. Categories of releases

Box 16: Article 7, paragraph 6 – Releases and transfers from routine and extraordinary events

The information referred to in paragraph 5 (c) to (e) shall include information on releases and transfers resulting from routine and from extraordinary events.

The PRTR Protocol refers to releases that are both “routine and non-routine” and either “deliberate or accidental” (art. 2). Article 7, paragraph 6, empha-

sizes the obligation for operators to report releases in all cases. It refers to non-routine and accidental releases as “extraordinary events”. For example, releases resulting from an accidental explosion should be reported. In conclusion, operators have to report all releases.

2. Diffuse sources

Reporting on diffuse sources is a core element of PRTRs under the Protocol (art. 4, para. (b)). It will be discussed in chapter IV of the Guidance.

D. Off-site transfers

Box 17: Article 2, paragraph 8 – Definition of off-site transfers

“Off-site transfer” means the movement beyond the boundaries of the facility of either pollutants or waste destined for disposal or recovery and of pollutants in waste water destined for waste-water treatment.

Whereas the concept of “releases” is generally understood to cover situations where pollutants are emitted or introduced into the environment from a facility or other sources, the concept of “transfers” applies instead to movement of pollutants within or between facilities. The Protocol covers only “off-

site” transfers. Figures I, II and III illustrate the reporting requirements for off-site transfers. Under the Protocol, each Party has to choose between the pollutant-specific approach and the waste-specific approach for reporting off-site transfers of waste. These alternatives are sometimes referred to as the “two-track approach” to reporting and are also illustrated in figure IV as options 1 (waste-specific) and options 2 and 3 (pollutant-specific). Reporting requirements will depend on which of the two tracks each Party or regional economic integration organization selects and additionally on whether a capacity or employee threshold is chosen.

Figure I: Reporting Requirements for Off-site Transfers – Capacity Thresholds – Waste-specific Approach (option 1 of figure IV)

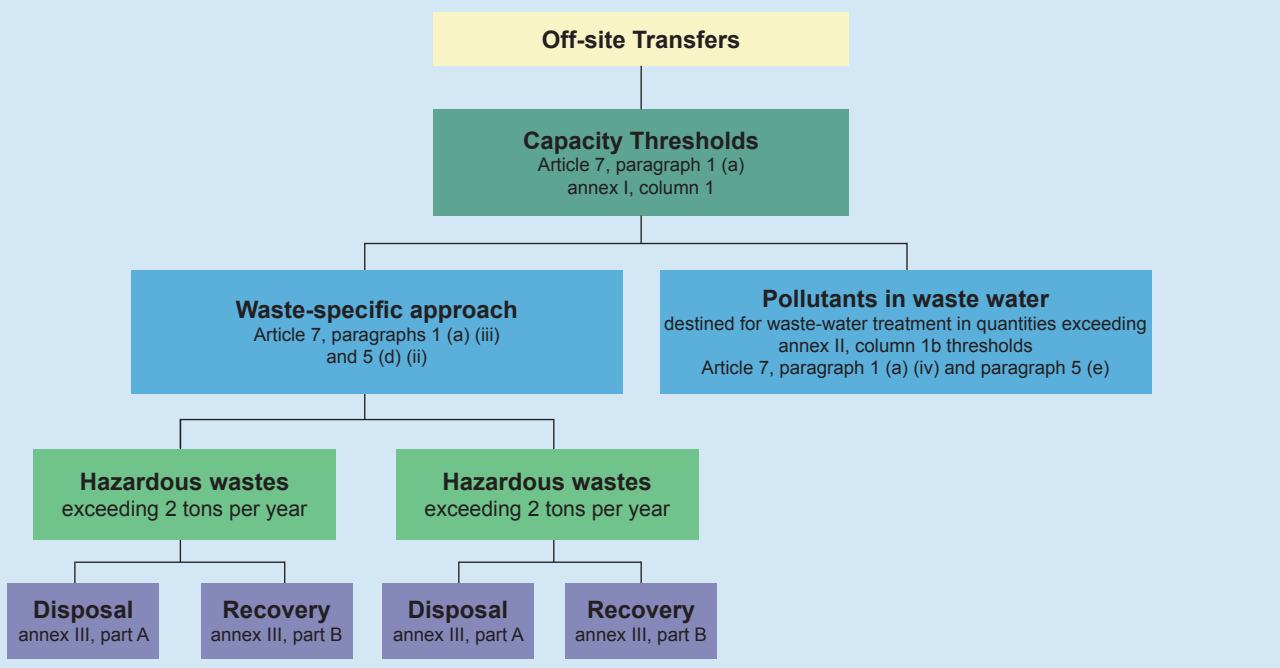
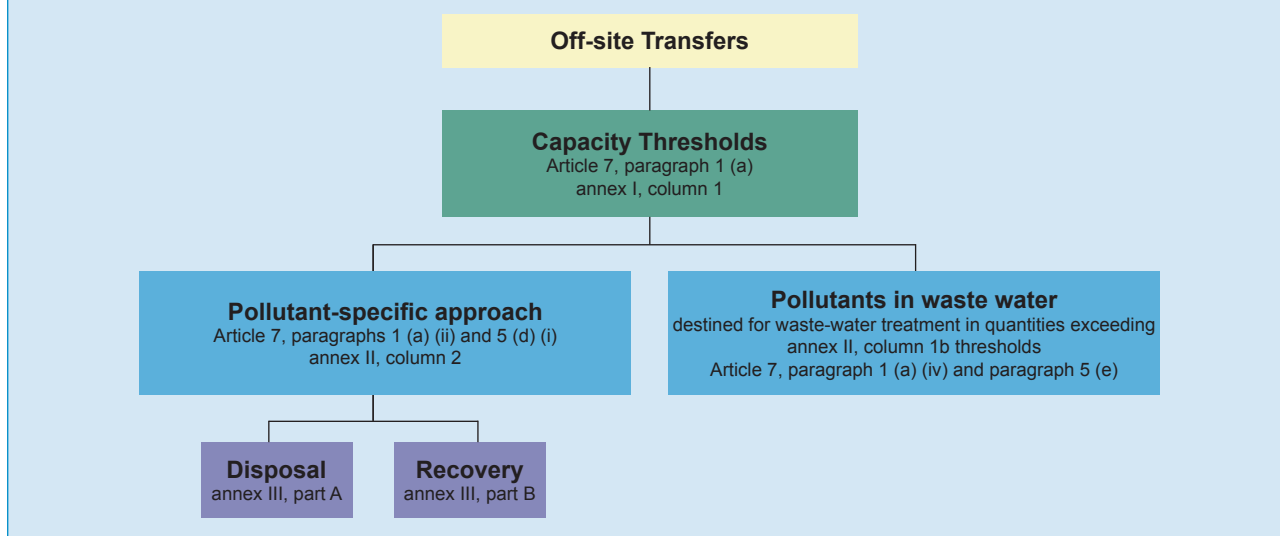


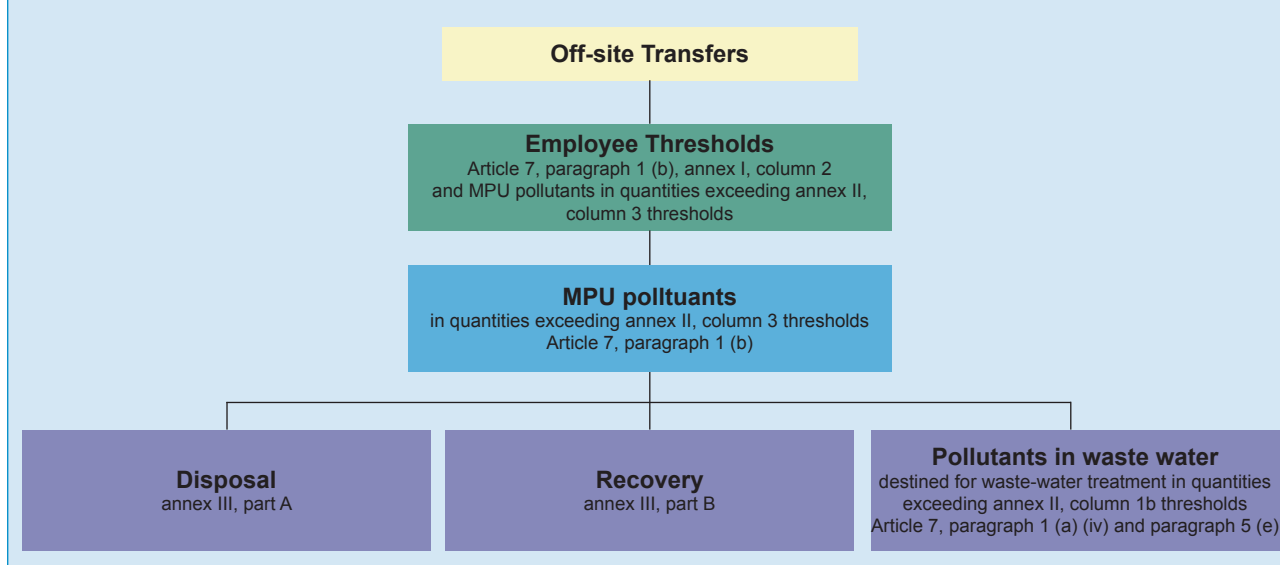
Figure II: Reporting Requirements for Off-site Transfers – Capacity Thresholds – Pollutant-specific Approach
(option 2 of figure IV)



The facility is the point of reference when deciding whether the movement has to be reported for being an “off-site transfer”, and the boundaries of a facility have to be clearly defined. The Protocol’s definition of facility is therefore essential: it can include one or more “installations” on the same or adjoining “sites” (see annex I). Thus, movements of pollutants/waste between two installations of the same facility on the same site or adjoining sites will be an on-site transfer, and therefore not subject to reporting. For example, if one installation disposes

of waste in another installation, such as an incinerator that is part of the same facility, then the disposal of waste need not be reported, as it is considered to be an “on-site transfer”. However, releases of emissions from the incineration will need to be reported as releases to air and any solid or liquid waste remaining from combustion and air pollution control sent off-site for disposal will need to be reported.

Figure III: Reporting Requirements for Off-site Transfers – Employee Thresholds and MPU pollutants – Pollutant-specific Approach
(option 3 of figure IV)



1. The pollutant-specific and the waste-specific approaches

Figure IV represents the “two-track approach” as three “options”.

If the pollutant-specific approach is chosen, each facility in the country will need to report the quantities of specific pollutants transferred off-site. The applicable thresholds are those set forth in annex II, column 2, to the Protocol (art. 7, para. 1 (a) (ii)). This will require the facility to indicate the amount of each pollutant contained in the waste, distinguishing between the amounts destined for recovery and the amounts destined for disposal (annex III to the Protocol identifies the specific operations for recovery and for disposal), as well as the name and address of the facility receiving the transfer (art. 7, para. 5 (d) (i)).

If the waste-specific approach is chosen, then each facility has to indicate the amount of waste transferred (without specifying the pollutants),

whether the transferred waste is “hazardous” or “other” waste, and whether it is destined for recovery or disposal. The thresholds are set in article 7, paragraph 1 (a) (iii). If the transferred waste is hazardous, within the meaning of the Protocol, the threshold is 2 tons per year. If it is other waste (waste that is not hazardous), the threshold is 2,000 tons per year. Chapter IV provides further detail on the determination of hazardous versus other waste.

In addition, for movement of hazardous waste to another country (transboundary movement of hazardous waste), the facility will, under the waste-specific approach, have to indicate the name and address of the recovery or disposal operator and the actual recovery or disposal site receiving the transfer (art. 7, para. 5 (d) (ii)).

2. Comparing the pollutant- and waste-specific approaches

Each approach has its advantages and disadvantages. In the EU, reporting obligations for transfers

Figure IV: Two-track Approach

	Option 1	Option 2	Option 3
	“Waste-approach”	“Pollutant-approach”	
Identification of the reporting facilities	Activity (annex I, acc. art. 7, para. 1 (a))	Activity (annex I, acc. art. 7, para. 1 (a))	Activity (annex I, acc. art. 7, para. 1 (a))
	Capacity Threshold (annex I, column 1, acc. art. 7, para. 1 (a))	Capacity Threshold (annex I, column 1, acc. art. 7, para. 1 (a))	Employee Threshold (annex I, column 2, acc. art. 7, para. 1 (b))
Release	Release Threshold (annex II, column 1a-c, acc. art. 7, para. 1 (a) (i))	Release Threshold (annex II, column 1a-c, acc. art. 7, para. 1 (a) (i))	MPU Threshold for Release and Off-site Transfer (annex II, column 3, acc. art. 7 para. 1 (b))
Off-site Transfer	Off-site Transfer of Pollutants in waste-water (annex II, column 1b acc. art. 7, para. 1 (a) (iv))	Off-site Transfer of Pollutants in waste-water (annex II, column 1b acc. art. 7, para. 1 (a) (iv))	
	Waste-amount Threshold (acc. art. 7, para. 1 (a) (iii))	Threshold for off-site Transfer of Pollutants (in waste) (annex II, column 2 acc. art. 7, para. 1 (a) (ii))	

of waste refer to the amount of waste disposed of or recovered, differentiating between hazardous or non hazardous waste⁹. The Basel Convention on the Control of Transboundary Movements of Hazardous Wastes and their Disposal also follows this approach. Thus, adopting the waste-specific approach will in many cases be less onerous for companies, as they should already have in place systems to carry out the reporting. This approach will enhance convergence with EU systems. In some cases the identification of waste transferred as hazardous indicates the dangerous nature of the pollutants contained and thus of the hazardous potential of the transferred load.

The disadvantage of the waste-specific approach is that it does not provide the same pollutant-specific detail as the reporting on releases. The public and other PRTR users will not have information on the specific pollutants contained in the waste (e.g. if the waste is hazardous because it contains x tons of heavy metals or y tons of PCBs). Furthermore, since pollutant concentrations in the waste stream may vary, reporting only the total amounts of waste could lead to a misleading impression of the total quantity of the pollutant transferred.

The pollutant-specific approach can provide better information about the content of the waste and a more accurate vision of facility activities and their environmental impact. However, this approach has the disadvantage of potentially increasing the reporting burden and, therefore, the costs for facilities.

3. Off-site transfers of waste water

The Protocol sets forth a specific regime for waste water. An off-site transfer of pollutants in waste water means the movement beyond the boundaries of a facility of pollutants in waste water destined for waste-water treatment. The off-site transfer may be carried out via a sewer or any other means such as containers or tank trucks. Transfers of waste water will always be reported following the pollutant-specific approach (art. 7, paras. 1 (a) (iv) and 5 (e)). The applicable thresholds are set in annex II, column 1b. Facilities that release waste water directly to a water body, whether first treated at a facility waste-water plant or not, will report the release as a release to water, using the pollutant-specific approach.

4. Releases to land or off-site transfers?

Disposal and recovery operations can be considered releases to land instead of off-site transfers of waste when a landfill is lacking suitable technical measures to prevent polluting of soil and/or ground water. In fact, the term “disposal” appears in the definitions of both “release” and “off-site transfers”. The reference to disposal via transfer covers situations where the pollutant is transferred to an intermediary body which then carries out the disposal, whereas when the facility directly disposes of waste to the environment, this would be a release.

This difference will be important for Parties adopting the waste-specific approach for reporting off-site transfers of waste, since the resulting releases to land must be reported following the pollutant-specific approach, with reporting thresholds that are different from those for off-site transfers.

In the case of underground injection of waste, the Protocol clarifies in article 7, paragraph 5 (c), that these are always to be reported as a release to land, using, therefore, the pollutant-specific approach.

The issue is important also because there could be a double counting in some cases and for certain activities, as pollutants transferred might later become releases which have an impact on the environment and health. As an example, a landfill complying with modern technical standards will report releases to air and water as a result of this activity, but will not report “release to land”. It is possible to interpret the Protocol to require that the operator of a landfill report, as a release to land, waste received and then deposited in the landfill. However, this would lead to a duplication of reporting, as the facilities transferring waste to the landfill would already have to report the movement as an off-site transfer. In the absence of an agreement among the Parties for this type of activity, each Party should clarify this issue at the national level to avoid overlap and duplicate reporting.¹⁰ Concerning the European PRTR (E-PRTR), only the two disposal-operations “land treatment” and “deep injection” are supposed to be releases to land, as other operations do not lead to an introduction of pollutants into the environment and therefore there are no releases to land.

⁹ The EU legislation setting out this approach includes the Waste Framework Directive and the Waste Statistics Regulation.

¹⁰ The landfill operator should in any case report any air emissions or leachate to surface waters, as well as any off-site transfers of waste water that result from landfill activities.

E. Working towards convergence

Article 17, paragraph 3, of the PRTR Protocol calls for convergence between the pollutant- and waste-specific types of PRTR. During negotiations, different countries indicated their interest in ensuring that reporting of off-site transfers included both the amount of waste transferred, indicating whether hazardous or non-hazardous and whether for recovery or disposal, as well as the amount of each specific pollutant. As mentioned above, the Protocol reached convergence in the reporting of waste water and underground injection.

A Party may want to reach convergence between the two systems for certain cases where the pollutant-specific approach is feasible for reporting off-site transfers of waste. This could be, as was already

mentioned during the negotiations, the adoption, together with the waste-specific approach, of a pollutant-specific approach for those substances for which quantification in waste streams is feasible and important because of their persistence or relevance. These could include heavy metals as well as substances that are banned or severely restricted and being phased out or strictly controlled, such as PCB/ Polychlorinated terphenyls (PCTs) and other POPs. On the other hand, a Party executing the pollutant-specific approach may decide to add the amount of waste, its destination whether for recovery and/or disposal, and if the waste is hazardous or non-hazardous. Adopting aspects of the other approach is merely an option and does not alter the reporting requirements of the system the Party has selected.

*Data
Collection and
Management*

IV. PRTR Data

PRTRs implementing the PRTR Protocol will contain in the long run two types of data: facility-level data and data for so-called diffuse sources. The data for these different types of sources must be integrated into an overall picture of the releases and transfers.

The core of the system is data collected by individual facilities that have in operation one or more activities as listed in annex I to the Protocol, taking into account the thresholds for installed capacity or the number of employees.

The Protocol also requires diffuse sources to be reported. Examples of these sources are road transport, shipping, aviation, agriculture, small and medium-size enterprises (some of these might be listed in annex I, but are below the capacity thresholds), fuel distribution and domestic heating.

Thresholds are applied to two different levels of data generation: once for identification of the individual facilities obliged to report to the PRTR and once to determine which pollutants to report.

Box 18: Article 7, paragraphs 7 and 8 – Diffuse sources

1. Reporting on diffuse sources is a core element of PRTRs under the Protocol (art. 4 (b)).
2. “Each Party shall present on its register, in an adequate spatial disaggregation, information on releases of pollutants from diffuse sources for which that Party determines that data are being collected by the relevant authorities and can be practicably included. Where the Party determines that no such data exist, it shall take measures to initiate reporting on releases of relevant pollutants from one or more diffuse sources in accordance with its national priorities” (art. 7, para. 7)
3. “The information referred to in paragraph 7 shall include information on the type of methodology used to derive the information.” (art. 7, para. 8).

A. Facility-level data

The facility is the reporting unit for the PRTR Protocol. The efforts to be undertaken by Parties to identify the facilities with annex I activities and to meet the reporting obligations in the framework of the Protocol are set out in article 7, paragraph 1.

1. Defining facilities

What are facilities?

The Protocol (art. 2, para. 4) defines a facility as “one or more installations on the same site, or on adjoining sites, that are owned or operated by the same natural or legal person”.

Operators with a permit for annex I activities are usually already obliged to report the releases and transfers of pollutants to the authorities. If an opera-

tor has various activities in one or more installations on a given site, this cluster is in the Protocol defined as one facility. In many countries, the environmental permitting is based on the owner as a natural or legal person. A facility can include however both annex I activities and non-annex I activities. Only the annex I-related releases and transfers of pollutants are subject to reporting under the Protocol. The reporting obligation concerns all sources of a facility, including non-point or diffuse sources.

The facility is the reporting unit for the Protocol, similar to the reporting approach in the national inventories of industrial emissions in the European Pollutant Emission Register (EPER) and Canada and the United States. The advantage of this choice is that industry is allowed to report the total emission of each pollutant released by a facility and

Box 19: Article 7, paragraph 1 – Reporting requirements

Each Party shall either:

- (a) Require the owner or the operator of each individual facility within its jurisdiction that undertakes one or more of the activities specified in annex I above the applicable capacity threshold specified in annex I, column 1, and:
 - (i) Releases any pollutant specified in annex II in quantities exceeding the applicable thresholds specified in annex II, column 1;
 - (ii) Transfers off-site any pollutant specified in annex II in quantities exceeding the applicable threshold specified in annex II, column 2, where the Party has opted for pollutant-specific reporting of transfers pursuant to paragraph 5 (d);
 - (iii) Transfers off-site hazardous waste exceeding 2 tons per year or other waste exceeding 2,000 tons per year, where the Party has opted for waste-specific reporting of transfers pursuant to paragraph 5 (d); or
 - (iv) Transfers off-site any pollutant specified in annex II in waste water destined for waste-water treatment in quantities exceeding the applicable threshold specified in annex II, column 1b; to undertake the obligation imposed on that owner or operator pursuant to paragraph 2; or
- (b) Require the owner or the operator of each individual facility within its jurisdiction that undertakes one or more of the activities specified in annex I at or above the employee threshold specified in annex I, column 2, and manufactures, processes or uses any pollutant specified in annex II in quantities exceeding the applicable threshold specified in annex II, column 3, to undertake the obligation imposed on that owner or operation pursuant to paragraph 2.

exceeding its threshold, and, hence, omitting detailed data per activity will minimize the reporting burden. To simplify the reporting obligations, it is required to report only the total industrial emissions of the facility, which can consist of a number of installations, for all pollutants for which the thresholds are exceeded.

If a facility operates several installations falling under the same annex I activity on the same site, the

production capacities / number of employees of the individual installations should be summed for the annex I activity. The sum of the capacities / number of employees is then compared with the minimum production capacity/employee threshold for the specific activity as listed in annex I to the Protocol.

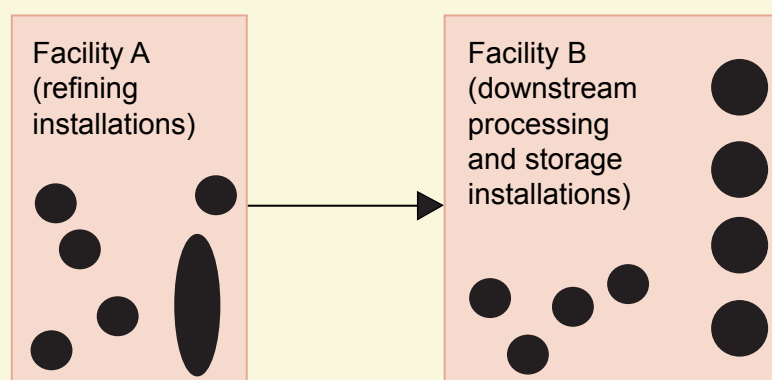
In general, national experts and competent authorities will be able to identify the reporting unit. Multi-operator situations may occur where several operators share certain activities or installations at the same industrial location (site). Such a jointly operated complex may include a common waste-water treatment plant or a common energy production facility.

Box 20: Industrial refining site and reporting units

An industrial site for oil refining is operated by two companies. Company 1 owns facility A with several refining installations such as a catalytic cracker for the actual refining of crude oil. Company 2 takes care of the further downstream processing at facility B. The installations of both facilities are interconnected and dependent on each other for throughput and storage.

According to the PRTR Protocol, both companies (different owners) are considered as separate facilities and each facility is required to determine whether it is required to report according to annex I: company 1 as a facility according to activity 1a (mineral oil and gas refineries) and company 2 as chemical industry (see figure 1 on page 22)

Figure V: Two facilities with different installations on one site



2. Classification of facilities according to annex I

Annex I to the Protocol lists the activities that are covered by it (see also table 1 on pages 17-19). Article 7 allows for two alternative sets of selection criteria: capacity and pollutant release thresholds, on the one hand, or number of employees and pollutant manufacture, use or process thresholds, on the other.

Parties must choose either the capacity threshold system or the employee threshold system, processed or used threshold system for all reporting activities. They may not mix them. Experiences with current PRTRs show that the two approaches do not cause large differences in the selection of the covered facilities. The number and character of facilities in both types of PRTR selections are similar and the expectation is that with both approach the majority of releases and transfers of pollutants will be reported.

It should be kept in mind that the employee-approach may only be used in combination with the MPU thresholds (historically based on the National Pollutant Release Inventory (NPRI) of Canada and Toxics Release Inventory (TRI) of USA) (art. 7, para. 1 (b) – option 3 of figure IV, page 24) while the capacity threshold can be combined with the pollutant release and transfer off-site of waste amount thresholds (historically based on the European approach) (art. 7, para. 1 (a) (i), (iii) and (iv) – option 1 of figure IV, page 24) or the pollutant release and transfer off-site of pollutants in waste thresholds (art. 7, para. 1 (a) (i), (ii) and (iv) – (option 2 of figure IV, page 28).

The capacity thresholds for the given activity are shown in column 1 of table 3 below.

Further information for the classification of facilities according to annex I

Apart from the identification provided by annex I, a Party may have information on operators of facilities based on an economic classification and could start the identification and selection of the facilities based on this information. Table 3 reproduces annex I and indicates in which economic sectors each of the activities could occur.

Parties have information available enabling them to assign International Standard Industrial Classification (ISIC) or Nomenclature générale des activités économiques dans les Communautés Européennes (NACE) codes to the economic sectors¹¹. The ISIC code is a standard classification of economic activities arranged so that facilities (entities) can be classified according to the activity they carry out.

If Parties wish to establish a link between, on the one hand, the source categories of annex I activities with corresponding nomenclature for reporting (NFR) or common reporting format (CRF) codes and, on the other hand, the economic sectors and subsectors with ISIC codes of 4 digits or more, they can consult national statistical agencies and national experts.

Table 3: Source categories of activities in economic sectors of annex I to the PRTR Protocol

Where possible, the ISIC code is referenced.

No.	ISIC 3.1 ^a	Activity	Capacity threshold (column 1)
1.	E		
(a)	D232	Mineral oil and gas refineries *	*
(b)	E402	Installations for gasification and liquefaction	*
(c)	E401	Thermal power stations and other combustion installations	With a heat input of 50 megawatts (MW)
(d)	D2310	Coke ovens	*
(e)	C101	Coal rolling mills	With a capacity of 1 ton per hour
(f)	C101	Installations for the manufacture of coal products and solid smokeless fuel	*

¹¹ Official Journal of the European Communities, OJ L 393, 30.12.2006, page 1.

Table 3: Source categories of activities in economic sectors of annex I to the PRTR Protocol (cont.)

Where possible, the ISIC code is referenced.

No.	ISIC 3.1 ^{/a}	Activity	Capacity threshold (column 1)
2.			
(a)	D721	Metal ore (including sulphide ore) roasting or sintering installations	*
(b)	D723	Installations for the production of pig iron or steel (primary or secondary melting) including continuous casting	With a capacity of 2.5 tons per hour
(c)	D28	Installations for the processing of ferrous metals: (i) Hot-rolling mills (ii) Smitheries with hammers (iii) Application of protective fused metal coats	With a capacity of 20 tons of crude steel per hour With an energy of 50 kilojoules per hammer, where the calorific power used exceeds 20 MW With an input of 2 tons of crude steel per hour
(d)	D2731	Ferrous metal foundries	With a production capacity of 20 tons per day
(e)	D2732	Installations: (i) For the production of non-ferrous crude metals from ore, concentrates or secondary raw materials by metallurgical, chemical or electrolytic processes (ii) For the smelting, including the alloying, of non-ferrous metals, including recovered products (refining, foundry casting, etc.)	* With a melting capacity of 4 tons per day for lead and cadmium or 20 tons per day for all other metals
(f)	various ISIC codes	Installations for surface treatment of metals and plastic materials using an electrolytic or chemical process	Where the volume of the treatment vats equals 30 m ³
3.		Mineral industry	
(a)	C	Underground mining and related operations	*
(b)	D141	Opencast mining	Where the surface of the area being mined equals 25 hectares
(c)	D269	Installations for the production of: Cement clinker in rotary kilns Lime in rotary kilns Cement clinker or lime in other furnaces	With a production capacity of 500 tons per day With a production capacity exceeding 50 tons per day With a production capacity of 50 tons per day
(d)	D269	Installations for the production of asbestos and the manufacture of asbestos-based products	*
(e)	D261	Installations for the manufacture of glass, including glass fibre	With a melting capacity of 20 tons per day
(f)	D269	Installations for melting mineral substances, including the production of mineral fibres	With a melting capacity of 20 tons per day
(g)	D269	Installations for the manufacture of ceramic products by firing, in particular roofing tiles, bricks, refractory bricks, tiles, stoneware or porcelain	With a production capacity of 75 tons per day, or with a kiln capacity of 4 m ³ and with a setting density per kiln of 300 kg/m ³
4.	D24	Chemical industry	
(a)	B241	Chemical installations for the production on an industrial scale of basic organic chemicals, such as: (i) Simple hydrocarbons (linear or cyclic, saturated or unsaturated, aliphatic or aromatic)	*

Table 3: Source categories of activities in economic sectors of annex I to the PRTR Protocol (cont.)

Where possible, the ISIC code is referenced.

No.	ISIC 3.1 ^a	Activity	Capacity threshold (column 1)
(a)	B241	(ii) Oxygen-containing hydrocarbons such as alcohols, aldehydes, ketones, carboxylic acids, esters, acetates, ethers, peroxides, epoxy resins (iii) Sulphurous hydrocarbons (iv) Nitrogenous hydrocarbons such as amines, amides, nitrous compounds, nitro compounds or nitrate compounds, nitriles, cyanates, isocyanates (v) Phosphorus-containing hydrocarbons (vi) Halogenic hydrocarbons (vii) Organometallic compounds (viii) Basic plastic materials (polymers, synthetic fibres and cellulose-based fibres) (ix) Synthetic rubbers (x) Dyes and pigments (xi) Surface-active agents and surfactants	*
(b)	B241	Chemical installations for the production on an industrial scale of basic inorganic chemicals, such as: (i) Gases, such as ammonia, chlorine or hydrogen chloride, fluorine or hydrogen fluoride, carbon oxides, sulphur compounds, nitrogen oxides, hydrogen, sulphur dioxide, carbonyl chloride (ii) Acids, such as chromic acid, hydrofluoric acid, phosphoric acid, nitric acid, hydrochloric acid, sulphuric acid, oleum, sulphurous acids (iii) Bases, such as ammonium hydroxide, potassium hydroxide, sodium hydroxide (iv) Salts, such as ammonium chloride, potassium chlorate, potassium carbonate, sodium carbonate, perborate, silver nitrate (v) Non-metals, metal oxides or other inorganic compounds such as calcium carbide, silicon, silicon carbide	*
(c)	B2412	Chemical installations for the production on an industrial scale of phosphorous-, nitrogen- or potassium-based fertilizers (simple or compound fertilizers)	*
(d)	B2421	Chemical installations for the production on an industrial scale of basic plant health products and of biocides	*
(e)	B2423	Installations using a chemical or biological process for the production on an industrial scale of basic pharmaceutical products	*
(f)	B2429	Installations for the production on an industrial scale of explosives and pyrotechnic products	*
5.		Waste and waste-water management	
(a)	O90	Installations for the incineration, pyrolysis, recovery, chemical treatment or land filling of hazardous waste	Receiving 10 tons per day
(b)	O90	Installations for the incineration of municipal waste	With a capacity of 3 tons per hour
(c)	O90	Installations for the disposal of non-hazardous waste	With a capacity of 50 tons per day

Table 3: Source categories of activities in economic sectors of annex I to the PRTR Protocol (cont.)

Where possible, the ISIC code is referenced.

No.	ISIC 3.1 ^{/a}	Activity	Capacity threshold (column 1)
(d)	O90	Landfills (excluding landfills of inert waste)	Receiving 10 tons per day or with a total capacity of 25,000 tons
(e)		Installations for the disposal or recycling of animal carcasses and animal waste	With a treatment capacity of 10 tons per day
(f)	O90	Municipal waste-water treatment plants	With a capacity of 100,000 population equivalents
(g)	O90	Independently operated industrial waste-water treatment plants which serve one or more activities of this annex	With a capacity of 10,000 m ³ per day
6.	D210	Paper and wood production and processing	
(a)	D2101	Industrial plants for the production of pulp from timber or similar fibrous materials	*
(b)	D2102 /D2103	Industrial plants for the production of paper and board and other primary wood products (such as chipboard, fibreboard and plywood)	With a production capacity of 20 tons per day
(c)	D202	Industrial plants for the preservation of wood and wood products with chemicals	With a production capacity of 50 m ³ per day
7.	A012	Intensive livestock production and aquaculture	
(a)	A0122	Installations for the intensive rearing of poultry or pigs	(i) With 40,000 places for poultry (ii) With 2,000 places for production pigs (over 30 kg) (iii) With 750 places for sows
(b)	B0502	Intensive aquaculture	1,000 tons of fish and shellfish per year
8.	D15	Animal and vegetable products from the food and beverage sector	
(a)	D151	Slaughterhouses	With a carcass production capacity of 50 tons per day
(b)	D151	Treatment and processing intended for the production of food and beverage products from: Animal raw materials (other than milk) Vegetable raw materials	With a finished product production capacity of 75 tons per day With a finished product production capacity of 300 tons per day (average value on a quarterly basis)
(c)	D152	Treatment and processing of milk	With a capacity to receive 200 tons of milk per day (average value on an annual basis)
9.		Other activities	
(a)	D171	Plants for the pretreatment (operations such as washing, bleaching, mercerization) or dyeing of fibres or textiles	With a treatment capacity of 10 tons per day
(b)	D19	Plants for the tanning of hides and skins	With a treatment capacity of 12 tons of finished product per day
(c)	various ISIC codes	Installations for the surface treatment of substances, objects or products using organic solvents, in particular for dressing, printing, coating, degreasing, waterproofing, sizing, painting, cleaning or impregnating	With a consumption capacity of 150 kg per hour or 200 tons per year
(d)	D242	Installations for the production of carbon (hard-burnt coal) or electrographite by means of incineration or graphitization	*
(e)	D3511	Installations for the building of, and painting or removal of paint from ships	With a capacity for ships 100 m long

Explanatory notes:

Column 1 contains the capacity thresholds referred to article 7, paragraph 1 (a). An asterisk (*) indicates that no capacity threshold is applicable (all facilities are subject to reporting).

^{/a} There is no identical correspondence with nomenclature between column 1 (annex I of the Protocol) column II ISIC due to ISIC being an economic classification and not an industrial activities classification.

Selecting facilities using capacity thresholds

The capacity thresholds for the given activity are shown in column 1 of table 1.

Parties that have opted for a “capacity approach” to selecting facilities should use column 1 of annex I, which sets out the thresholds for the production capacity for the activities required to report to the PRTR. The PRTR Protocol does not cover facilities with a production capacity below these thresholds.

Parties that have opted for an “employee approach” to selecting facilities should use column 2 of annex I, which sets the thresholds for the number of employees for the activities required to report to the PRTR. The choice of using employee-threshold is strictly combined with the so-called MPU-thresholds (see option 3 of figure IV “Two-track approach”).

The employee threshold refers to the equivalent of a full-time employee and can be defined as 2,000

Box 21: Examples of production capacity as threshold

Dairy plant

A dairy plant with 40 employees has an average annual capacity to process 500 tons of milk per day into different products, such as cottage cheese and various desserts. According to annex I (activity 8.c treatment and processing of milk), the facility is required to report to the PRTR because the capacity threshold of 200 tons is exceeded.

Brewery

A brewery with a production capacity of 3.2 million hectolitres per year has 600 employees. According to annex I (activity 8.b treatment and processing intended for the production of food and beverage products from vegetable raw materials), it is required to report to the PRTR, because its yearly capacity of 3.2 million hectolitres equals a daily production capacity of 870 tons, which exceeds the 300-ton threshold.

For some activities column 1 lists an asterisk “*”. No threshold is given for these categories because all facilities belonging to these categories are required to report.

The European Community uses mainly production capacity as threshold.

Selecting facilities using employee thresholds

The employee thresholds for the given activity are shown in column 1 of table 4 below. For every activity, the employee threshold is 10 employees. “10 employees” means the equivalent of 10 full-time employees.

hours per year. The employee threshold for all annex I activities is set at 10 employees. In other words, if the total number of hours worked by all employees (including contractors) is 20,000 hours or more, the facility meets the employee threshold. All contractor and employee hours, with the exception of minor on-site intermittent service vendors such as vending-machine servicers, must be considered. Also the hours worked by employees directly in support of the activities of a facility must be counted towards the 20,000-hour threshold, regardless of the location of the employees (i.e. at the facility or off-site) (TRI).

Table 4: Employee thresholds for activities in economic sectors of annex I to the PRTR Protocol, referred to in article 7, paragraph 1 (b)

No.	ISIC 3.1	Activity	Employee threshold
1.	E	Energy sector	10 employees
2.		Production and processing of metals	10 employees
3.		Mineral industry	10 employees
4.	D24	Chemical industry	10 employees
5.		Waste and waste-water management	10 employees
6.		Paper and wood production and processing	10 employees
7.	A012	Intensive livestock production and aquaculture	10 employees
8.	D15	Animal and vegetable products from the food and beverage sector	10 employees
9.		Other activities	10 employees

Canada and the United States currently use an employee threshold in their PRTRs with a few exceptions, for instance waste incineration.

Box 22: Examples of employee capacity as threshold

Dairy plant

A dairy plant with 40 employees has an average annual capacity to process 500 tons of milk per day into different products, such as cottage cheese and various desserts. According to annex I (activity 8.c treatment and processing of milk), the facility is required to report to the PRTR because the employee threshold of 10 employees is exceeded.

Brewery

A brewery with a production capacity of 3.2 million hectolitres per year has 600 employees. According to annex I (activity 8.b treatment and processing intended for the production of food and beverage products from vegetable raw materials), it is required to report to the PRTR because the employee threshold of 10 employees is exceeded.

3. Selection of pollutants to report for facilities

Releases of any pollutant specified in annex II in quantities exceeding the applicable thresholds must be reported per facility. The general guidelines in the Protocol for reporting emission data are set out in article 7, paragraph 1.

Applying thresholds for reporting (how to use annex II)

The thresholds values in annex II for triggering a report are essential parameters. The purpose of applying them is to avoid the need for facilities to report insignificant releases while, at the same time, ensuring that the reporting will cover most of the industrial releases. The thresholds are meant for reporting purposes only: a facility must report all releases of each pollutant exceeding the threshold.

“Releases” means any introduction of pollutants into the environment as a result of any human activity, whether deliberate or accidental, routine or non-routine, including spilling, emitting, discharging, injecting, disposing or dumping, or through sewer systems without final waste-water treatment.

“Off-site transfers” means the movement beyond the boundaries of the facility of either pollutants or waste destined for disposal or recovery and of pollutants in waste water destined for waste-water

treatment. Waste water means used water containing substances or objects that is subject to regulation by national law.

(a) Capacity approach and thresholds for releases and off-site transfers

Parties selecting the capacity approach must use the thresholds for reporting releases and off-site transfers referred to in article 7, paragraph 1 (a), and set in columns 1 and 2 of annex II. The selected thresholds will depend on whether a Party has opted for a “capacity approach” or an “employee approach” for selecting facilities.

Parties must require the owners or operators of facilities to report the pollutants from annex II for routine activities (and also from extraordinary events) on:

- (a) Releases to air (thresholds in column 1a of annex II)
- (b) Releases to water (thresholds in column 1b of annex II)
- (c) Releases to land, including by underground injection (thresholds in column 1c of annex II)
- (d) Off-site transfers of pollutants (thresholds in column 2 of annex II) (option 2 and 3 according to figure IV on page 24),
- (e) Off-site transfer of hazardous waste and other waste (according to Art. 7, para. 1 a (iii)) (only option 1 according to figure IV), or
- (f) Off-site transfer of pollutants in waste-water (according to Art. 7, para 1 a (iv) (option 1 and 2 according to figure IV).

(b) Employee approach and threshold for manufacture, process or use

Parties using an employee approach should base the reporting of a facility to the PRTR on the amount of MPU in the calendar year. If the facility manufactures, processes or uses a substance on the annex II list of pollutants and exceeds that threshold, all releases and transfers must be reported.

The actual annual amount of a pollutant released by manufacturing, processing or use is to be calculated by:

Amount of substance in inventory at the beginning of the year	+	amount of substance brought on the site during the year	+	amount of substance produced on the site during the year	-	amount of substance in inventory at the end of the year
---	---	---	---	--	---	---

Releases by manufacturing, processing or use can also be calculated from other process information:

Amount of substance shipped as or in product during the year	+ amount of substance consumed on the site during the year	+ amount of substance newly generated as waste during the year
--	--	--

A Party can make exemptions on the use of the thresholds. The TRI, for example, makes an exemption known as the de minimis exemption. It allows facilities to disregard certain minimal concentrations of toxic chemicals in mixtures or other trade-name products that they process or otherwise use from calculations to determine whether reporting

thresholds have been exceeded, as well as from release and other waste management calculations.

(c) How to use annex II

The application of thresholds can be further illustrated by explaining annex II (see excerpt below).

a. Releases to air

Tables 5 and 6 reproduce the list of pollutants for emissions to air from annex II to the PRTR Protocol. Box 24 provides examples of releases to air from a public power plant and spray coating facility.

Box 23: Explaining Annex II

The abbreviation “No.” is the numerical identifier of the pollutant in the PRTR Protocol. The “CAS number” is the precise identifier of the pollutants in the Chemical Abstracts Service. “Pollutant” is the common name of the pollutant used in the Protocol. The “Threshold for releases (column 1)” and “Threshold for off-site transfers of pollutants (column 2)” are the thresholds to be used for Parties opting for a capacity approach. The “Manufacture, process or use threshold (column 3)” is the threshold to be used by Parties that have opted for an employee approach. A hyphen (-) indicates that the parameter in question does not trigger a reporting requirement. An asterisk (*) indicates that, for this pollutant, the release threshold is to be used rather than a manufacture, process or use threshold. A double asterisk (**) indicates that, for this pollutant, the release threshold in column (1)(b) is to be used rather than a manufacture, process or use threshold. For PCDD + PCDF (dioxins + furans), the unit Teq in ng / dscm at 7% O₂ is used. Teq stands for “Toxicity Equivalents, the emission of 17 isomers of PCDD and PCDF related to the most toxic isomer 2,3,7,8-TCDD”.¹²

Table 5: Threshold for releases to air from annex II, column 1a, to the PRTR Protocol

No.	CAS number	Pollutant	Threshold for releases to air (column 1a)
			kg/year
1	74-82-8	Methane (CH ₄)	100 000
2	630-08-0	Carbon monoxide (CO)	500 000
3	124-38-9	Carbon dioxide (CO ₂)	100 million
4		Hydro-fluorocarbons (HFCs)	100
5	10024-97-2	Nitrous oxide (N ₂ O)	10 000
6	7664-41-7	Ammonia (NH ₃)	10 000
7		Non-methane volatile organic compounds (NMVOC)	100 000
8		Nitrogen oxides (NO _x /NO ₂)	100 000
9		Perfluorocarbons (PFCs)	100
10	2551-62-4	Sulphur hexafluoride (SF ₆)	50

¹² Rappe, C. & Kjeller, L.-O. (1987) PCDDs and PCDFs in environmental samples, air, particulates, sediments and soil. Chemosphere, 16:1775-1780.

1,2,3,4,7,8-hexaCDF	1,2,3,7,8,9-hexaCDF
2,3,4,8-tetraCDF	2,3,4,6,7,8-hexaCDF
1,2,3,4,8-pentaCDF	1,2,3,4,7,8-hexaCDD
1,2,3,4,7,9-hexaCDF	1,2,3,6,7,8-hexaCDD0
2,3,7,8-tetraCDF	1,2,3,7,8,9-hexaCDD
2,3,7,8-tetraCDD	OctaCDF
1,2,3,7,8-pentaCDF	OctaCDD
2,3,4,7,8-pentaCDF	

Table 5: Threshold for releases to air from annex II, column 1a, to the PRTR Protocol (cont.)

No.	CAS number	Pollutant	Threshold for releases to air (column 1a)
			kg/year
11		Sulphur oxides (SO _x /SO ₂)	150 000
12		Total nitrogen	-
13		Total phosphorus	-
14		Hydrochlorofluorocarbons (HCFCs)	1
15		Chlorofluorocarbons (CFCs)	1
16		Halons	1
17	7440-38-2	Arsenic and compounds (as As)	20
18	7440-43-9	Cadmium and compounds (as Cd)	10
19	7440-47-3	Chromium and compounds (as Cr)	100
20	7440-50-8	Copper and compounds (as Cu)	100
21	7439-97-6	Mercury and compounds (as Hg)	10
22	7440-02-0	Nickel and compounds (as Ni)	50
23	7439-92-1	Lead and compounds (as Pb)	200
24	7440-66-6	Zinc and compounds (as Zn)	200
25	15972-60-8	Alachlor	-
26	309-00-2	Aldrin	1
27	1912-24-9	Atrazine	-
28	57-74-9	Chlordane	1
29	143-50-0	Chlordecone	1
30	470-90-6	Chlorfenvinphos	-
31	85535-84-8	Chloro-alkanes, C ₁₀ -C ₁₃	-
32	2921-88-2	Chlorpyrifos	-
33	50-29-3	DDT	1
34	107-06-2	1,2-dichloroethane	1 000
35	75-09-2	Dichloromethane	1 000
36	60-57-1	Dieldrin	1
37	330-54-1	Diuron	-
38	115-29-7	Endosulphan	-
39	72-20-8	Endrin	1
40		Halogenated organic compounds (as AOX)	-
41	76-44-8	Heptachlor	1
42	118-74-1	Hexachlorobenzene (HCB)	10
43	87-68-3	Hexachlorobutadiene (HCBd)	-
44	608-73-1	1,2,3,4,5,6-hexachlorocyclohexane (HCH)	10
45	58-89-9	Lindane	1
46	2385-85-5	Mirex	1
47		PCDD + PCDF (dioxins + furans) as Teq	0,001
48	608-93-5	Pentachlorobenzene	1
49	87-86-5	Pentachlorophenol (PCP)	10
50	1336-36-3	Polychlorinated biphenyls (PCBs)	0,1
51	122-34-9	Simazine	-
52	127-18-4	Tetrachloroethylene (PER)	2 000

Table 5: Threshold for releases to air from annex II, column 1a, to the PRTR Protocol (cont.)

No.	CAS number	Pollutant	Threshold for releases to air (column 1a)
			kg/year
53	56-23-5	Tetrachloromethane (TCM)	100
54	12002-48-1	Trichlorobenzenes (TCBs)	10
55	71-55-6	1,1,1-trichloroethane	100
56	79-34-5	1,1,2,2-tetrachloroethane	50
57	79-01-6	Trichloroethylene	2 000
58	67-66-3	Trichloromethane	500
59	8001-35-2	Toxaphene	1
60	75-01-4	Vinyl chloride	1 000
61	120-12-7	Anthracene	50
62	71-43-2	Benzene	1 000
63		Brominated diphenylethers (PBDE)	-
64		Nonylphenol ethoxylates (NP/NPEs) and related substances	-
65	100-41-4	Ethyl benzene	-
66	75-21-8	Ethylene oxide	1 000
67	34123-59-6	Isoproturon	-
68	91-20-3	Naphthalene	100
69		Organotin compounds (as total Sn)	-
70	117-81-7	Di-(2-ethyl hexyl) phthalate (DEHP)	10
71	108-95-2	Phenols (as total C)	-
72		Polycyclic aromatic hydrocarbons (PAHs)	50 ^{b/}
73	108-88-3	Toluene	-
74		Tributyltin and compounds	-
75		Triphenyltin and compounds	-
76		Total organic carbon (TOC) (as total C or COD/3)	-
77	1582-09-8	Trifluralin	-
78	1330-20-7	Xylenes	-
79		Chlorides (as total Cl)	-
80		Chlorine and inorganic compounds (as HCl)	10 000
81	1332-21-4	Asbestos	1
82		Cyanides (as total CN)	-
83		Fluorides (as total F)	-
84		Fluorine and inorganic compounds (as HF)	5 000
85	74-90-8	Hydrogencyanide (HCN)	200
86		Particulate matter (PM ₁₀)	50 000

Explanatory notes:

An asterisk (*) indicates that for this pollutant, the release threshold in column 1 (a) is to be used rather than a manufacture, process or use threshold.

b/ Polycyclic aromatic hydrocarbons (PAHs) are to be measured as benzo(a)pyrene (50-32-8), benzo(b)fluoranthene (205-99-2), benzo(k)fluoranthene (207-08-9), indeno(1,2,3-cd)pyrene (193-39-5) (derived from the Protocol on Persistent Organic Pollutants to the Convention on Long-range Transboundary Air Pollution).

Table 6: Emissions to air from annex II to the PRTR Protocol for MPU threshold reporting

No.	CAS number	Pollutant	Manufacture, process or use threshold (column 3)
			kg/year
1	74-82-8	Methane (CH ₄)	*
2	630-08-0	Carbon monoxide (CO)	*
3	124-38-9	Carbon dioxide (CO ₂)	*
4		Hydro-fluorocarbons (HFCs)	*
5	10024-97-2	Nitrous oxide (N ₂ O)	*
6	7664-41-7	Ammonia (NH ₃)	10 000
7		Non-methane volatile organic compounds (NMVOC)	*
8		Nitrogen oxides (NO _x /NO ₂)	*
9		Perfluorocarbons (PFCs)	*
10	2551-62-4	Sulphur hexafluoride (SF ₆)	*
11		Sulphur oxides (SO _x /SO ₂)	*
12		Total nitrogen	10 000
13		Total phosphorus	10 000
14		Hydrochlorofluorocarbons (HCFCs)	10 000
15		Chlorofluorocarbons (CFCs)	10 000
16		Halons	10 000
17	7440-38-2	Arsenic and compounds (as As)	50
18	7440-43-9	Cadmium and compounds (as Cd)	5
19	7440-47-3	Chromium and compounds (as Cr)	10 000
20	7440-50-8	Copper and compounds (as Cu)	10 000
21	7439-97-6	Mercury and compounds (as Hg)	5
22	7440-02-0	Nickel and compounds (as Ni)	10 000
23	7439-92-1	Lead and compounds (as Pb)	50
24	7440-66-6	Zinc and compounds (as Zn)	10 000
25	15972-60-8	Alachlor	10 000
26	309-00-2	Aldrin	1
27	1912-24-9	Atrazine	10 000
28	57-74-9	Chlordane	1
29	143-50-0	Chlordecone	1
30	470-90-6	Chlorfenvinphos	10 000
31	85535-84-8	Chloro-alkanes, C ₁₀ -C ₁₃	10 000
32	2921-88-2	Chlorpyrifos	10 000
33	50-29-3	DDT	1
34	107-06-2	1,2-dichloroethane	10 000
35	75-09-2	Dichloromethane	10 000
36	60-57-1	Dieldrin	1
37	330-54-1	Diuron	10 000
38	115-29-7	Endosulphan	10 000
39	72-20-8	Endrin	1
40		Halogenated organic compounds (as AOX)	10 000

Table 6: Emissions to air from annex II to the PRTR Protocol for MPU threshold reporting (cont.)

No.	CAS number	Pollutant	Manufacture, process or use threshold (column 3) kg/year
41	76-44-8	Heptachlor	1
42	118-74-1	Hexachlorobenzene (HCB)	5
43	87-68-3	Hexachlorobutadiene (HCBd)	10 000
44	608-73-1	1,2,3,4,5,6-hexachlorocyclohexane (HCH)	10
45	58-89-9	Lindane	1
46	2385-85-5	Mirex	1
47		PCDD + PCDF (dioxins + furans) as Teq	0,001
48	608-93-5	Pentachlorobenzene	50
49	87-86-5	Pentachlorophenol (PCP)	10 000
50	1336-36-3	Polychlorinated biphenyls (PCBs)	50
51	122-34-9	Simazine	10 000
52	127-18-4	Tetrachloroethylene (PER)	10 000
53	56-23-5	Tetrachloromethane (TCM)	10 000
54	12002-48-1	Trichlorobenzenes (TCBs)	10 000
55	71-55-6	1,1,1-trichloroethane	10 000
56	79-34-5	1,1,2,2-tetrachloroethane	10 000
57	79-01-6	Trichloroethylene	10 000
58	67-66-3	Trichloromethane	10 000
59	8001-35-2	Toxaphene	1
60	75-01-4	Vinyl chloride	10 000
61	120-12-7	Anthracene	50
62	71-43-2	Benzene	10 000
63		Brominated diphenylethers (PBDE)	10 000
64		Nonylphenol ethoxylates (NP/NPEs) and related substances	10 000
65	100-41-4	Ethyl benzene	10 000
66	75-21-8	Ethylene oxide	10 000
67	34123-59-6	Isoproturon	10 000
68	91-20-3	Naphthalene	10 000
69		Organotin compounds (as total Sn)	10 000
70	117-81-7	Di-(2-ethyl hexyl) phthalate (DEHP)	10 000
71	108-95-2	Phenols (as total C)	10 000
72		Polycyclic aromatic hydrocarbons (PAHs)	50 ^{b/}
73	108-88-3	Toluene	10 000
74		Tributyltin and compounds	10 000
75		Triphenyltin and compounds	10 000
76		Total organic carbon (TOC) (as total C or COD/3)	**
77	1582-09-8	Trifluralin	10 000
78	1330-20-7	Xylenes	10 000
79		Chlorides (as total Cl)	10 000 ^{c/}
80		Chlorine and inorganic compounds (as HCl)	10 000
81	1332-21-4	Asbestos	10 000
82		Cyanides (as total CN)	10 000
83		Fluorides (as total F)	10 000 ^{c/}

Table 6: Emissions to air from annex II to the PRTR Protocol for MPU threshold reporting (cont.)

No.	CAS number	Pollutant	Manufacture, process or use threshold (column 3) kg/year
84		Fluorine and inorganic compounds (as HF)	10 000
85	74-90-8	Hydrogencyanide (HCN)	10 000
86		Particulate matter (PM ₁₀)	*

Explanatory notes:

An asterisk (*) indicates that for this pollutant, the release threshold in column 1 (a) is to be used rather than a manufacture, process or use threshold.

b/ Polycyclic aromatic hydrocarbons (PAHs) are to be measured as benzo(a)pyrene (50-32-8), benzo(b)fluoranthene (205-99-2), benzo(k)fluoranthene (207-08-9), indeno(1,2,3-cd)pyrene (193-39-5) (derived from the Protocol on Persistent Organic Pollutants to the Convention on Long-range Transboundary Air Pollution).

c/ As inorganic compounds.

Box 24: Examples of reporting of releases to air**Public power plant**

A large coal fired public power plant (630 MW) reports releases to air for a reporting year. The table below illustrates how the threshold values for release to air can be used to determine which releases are required to report, following a capacity approach on selecting facilities.

Pollutant	Thresholds (kg) Release / MPU	Actual release (kg)	Report?
Carbon monoxide (CO)	500 000 /*	4 200 000	yes
Carbon dioxide, (CO ₂):	100 million /*	1 930 million	Yes
Nitrous oxide (N ₂ O):	10 000 /*	24 400	Yes
Nitrogen oxides (NO _x):	100 000 /*	807 000	yes
Sulphur oxides (SO _x):	150 000 /*	1 720 000	yes
Chlorine and inorganic compounds (as HCl)	10 000 / 10 000	35 600	yes
Fluorine and inorganic compounds (as HF)	5 000 / 10 000	8 010	yes
Non methane volatile organic compounds (NMVOC)	100 000 /*	10 320 000	yes
Mercury	10 / 5	14 100	yes
Cadmium	10 / 5	566	yes
Lead	200 / 50	707	yes
Copper	100 / 10 000	1 410	yes
Zinc	200 / 10 000	4 240	yes
Arsenic	20 / 50	5 660	yes
Chromium	100 / 10 000	707	yes
Nickel	50 / 10 000	7 070	yes

Since all releases to air are above the threshold values they must all be reported when using the capacity approach.

In case the employee approach is used on selecting facilities the selection of releases and transfers is a little more complex:

- for a number of pollutants no MPU threshold is given in Annex I (*), these pollutants must be assessed with the release threshold
- the MPU thresholds on the trace metals can be applied on the results of calculations on elements composition and fuel use

Spray coating facility

A spray coating facility has an annual release of 180 000 kg non-methane volatile organic compounds (NMVOC) to the air. Annex II gives for NMVOC no manufacturing, process or use threshold but refers (with the *) to the release threshold to air of 100 000 kg/year. The facility is thus required to report the annual release of 180 000 kg NMVOC, independent the selection of approach by the Party.

b. Releases to water

Two types of releases to water must be reported for a facility, namely:

- (a) Releases to surface water and releases to sewers without a final waste-water treatment plant: they must be indicated as releases to water;
- (b) Releases to an off-site waste-water treatment plant: they must be indicated as off-site transfers.

The background load of a certain pollutant in water may be taken into account. For example, if water is collected at the site of the facility from a neighbouring river, lake or sea for use as process or cooling water which is afterwards released from the site of the facility into the same river, lake or sea, the

“release” caused by the background load of that pollutant can be subtracted from the total release of the facility. The measurements of pollutants in collected inlet water and in released outlet water must be carried out in a way that ensures that they are representative of the conditions occurring over the reporting period. If the additional load results from the use of extracted groundwater or drinking water, it should not be subtracted since it increases the load of the pollutant in the river, lake or sea.

Table 7 reproduces the list of pollutants for direct releases to water from annex II, column 1b, to the PRTR Protocol.

Table 7: Identification of direct release of pollutants to water from annex II to the PRTR Protocol

No.	CAS number	Pollutant	Threshold for releases to water (column 1b) kg/year
1	74-82-8	Methane (CH ₄)	-
2	630-08-0	Carbon monoxide (CO)	-
3	124-38-9	Carbon dioxide (CO ₂)	-
4		Hydro-fluorocarbons (HFCs)	-
5	10024-97-2	Nitrous oxide (N ₂ O)	-
6	7664-41-7	Ammonia (NH ₃)	-
7		Non-methane volatile organic compounds (NMVOC)	-
8		Nitrogen oxides (NO _x /NO ₂)	-
9		Perfluorocarbons (PFCs)	-
10	2551-62-4	Sulphur hexafluoride (SF ₆)	-
11		Sulphur oxides (SO _x /SO ₂)	-
12		Total nitrogen	50 000
13		Total phosphorus	5 000
14		Hydrochlorofluorocarbons (HCFCs)	-
15		Chlorofluorocarbons (CFCs)	-
16		Halons	-
17	7440-38-2	Arsenic and compounds (as As)	5
18	7440-43-9	Cadmium and compounds (as Cd)	5
19	7440-47-3	Chromium and compounds (as Cr)	50
20	7440-50-8	Copper and compounds (as Cu)	50
21	7439-97-6	Mercury and compounds (as Hg)	1
22	7440-02-0	Nickel and compounds (as Ni)	20
23	7439-92-1	Lead and compounds (as Pb)	20
24	7440-66-6	Zinc and compounds (as Zn)	100
25	15972-60-8	Alachlor	-
26	309-00-2	Aldrin	1
27	1912-24-9	Atrazine	1
28	57-74-9	Chlordane	1

Table 7: Identification of direct release of pollutants to water from annex II to the PRTR Protocol (cont.)

No.	CAS number	Pollutant	Threshold for releases to water (column 1b)
			kg/year
29	143-50-0	Chlordecone	1
30	470-90-6	Chlorfenvinphos	1
31	85535-84-8	Chloro-alkanes, C ₁₀ -C ₁₃	1
32	2921-88-2	Chlorpyrifos	1
33	50-29-3	DDT	1
34	107-06-2	1,2-dichloroethane	10
35	75-09-2	Dichloromethane	10
36	60-57-1	Dieldrin	1
37	330-54-1	Diuron	1
38	115-29-7	Endosulphan	1
39	72-20-8	Endrin	1
40		Halogenated organic compounds (as AOX)	1 000
41	76-44-8	Heptachlor	1
42	118-74-1	Hexachlorobenzene (HCB)	1
43	87-68-3	Hexachlorobutadiene (HCBd)	1
44	608-73-1	1,2,3,4,5,6-hexachlorocyclohexane (HCH)	1
45	58-89-9	Lindane	1
46	2385-85-5	Mirex	1
47		PCDD + PCDF (dioxins + furans) as Teq	0,001
48	608-93-5	Pentachlorobenzene	1
49	87-86-5	Pentachlorophenol (PCP)	1
50	1336-36-3	Polychlorinated biphenyls (PCBs)	0,1
51	122-34-9	Simazine	1
52	127-18-4	Tetrachloroethylene (PER)	-
53	56-23-5	Tetrachloromethane (TCM)	-
54	12002-48-1	Trichlorobenzenes (TCBs)	-
55	71-55-6	1,1,1-trichloroethane	-
56	79-34-5	1,1,2,2-tetrachloroethane	-
57	79-01-6	Trichloroethylene	-
58	67-66-3	Trichloromethane	-
59	8001-35-2	Toxaphene	1
60	75-01-4	Vinyl chloride	10
61	120-12-7	Anthracene	1
62	71-43-2	Benzene	200 (as BTEX) ^{af}
63		Brominated diphenylethers (PBDE)	1
64		Nonylphenol ethoxylates (NP/NPEs) and related substances	1
65	100-41-4	Ethyl benzene	200 (as BTEX) ^{af}
66	75-21-8	Ethylene oxide	10
67	34123-59-6	Isoproturon	1
68	91-20-3	Naphthalene	10
69		Organotin compounds (as total Sn)	50
70	117-81-7	Di-(2-ethyl hexyl) phthalate (DEHP)	1

Table 7: Identification of direct release of pollutants to water from annex II to the PRTR Protocol (cont.)

No.	CAS number	Pollutant	Threshold for releases to water (column 1b)
			kg/year
71	108-95-2	Phenols (as total C)	20
72		Polycyclic aromatic hydrocarbons (PAHs)	5 ^{b/}
73	108-88-3	Toluene	200 (as BTEX) ^{a/}
74		Tributyltin and compounds	1
75		Triphenyltin and compounds	1
76		Total organic carbon (TOC) (as total C or COD/3)	50 000
77	1582-09-8	Trifluralin	1
78	1330-20-7	Xylenes	200 (as BTEX) ^{a/}
79		Chlorides (as total Cl)	2 million
80		Chlorine and inorganic compounds (as HCl)	-
81	1332-21-4	Asbestos	1
82		Cyanides (as total CN)	50
83		Fluorides (as total F)	2 000
84		Fluorine and inorganic compounds (as HF)	-
85	74-90-8	Hydrogencyanide (HCN)	-
86		Particulate matter (PM ₁₀)	-

Explanatory notes:

a/ Single pollutants are to be reported if the threshold for BTEX (the sum parameter of benzene, toluene, ethyl benzene, xylene) is exceeded.

b/ Polycyclic aromatic hydrocarbons (PAHs) are to be measured as benzo(a)pyrene (50-32-8), benzo(b)fluoranthene (205-99-2), benzo(k)fluoranthene (207-08-9), indeno(1,2,3-cd)pyrene (193-39-5) (derived from the Protocol on Persistent Organic Pollutants (POPs) to the Convention on Long-range Transboundary Air Pollution).

Table 8 reproduces the list of pollutants for direct releases to water from annex II, column 3, to the PRTR Protocol.

Table 8: Identification of direct release of pollutants to water from annex II, column 3, to the PRTR Protocol

No.	CAS number	Pollutant	Manufacture, process or use threshold (column 3)
			kg/year
1	74-82-8	Methane (CH ₄)	*
2	630-08-0	Carbon monoxide (CO)	*
3	124-38-9	Carbon dioxide (CO ₂)	*
4		Hydro-fluorocarbons (HFCs)	*
5	10024-97-2	Nitrous oxide (N ₂ O)	*
6	7664-41-7	Ammonia (NH ₃)	10 000
7		Non-methane volatile organic compounds (NMVOC)	*
8		Nitrogen oxides (NO _x /NO ₂)	*
9		Perfluorocarbons (PFCs)	*
10	2551-62-4	Sulphur hexafluoride (SF ₆)	*
11		Sulphur oxides (SO _x /SO ₂)	*
12		Total nitrogen	10 000

Table 8: Identification of direct release of pollutants to water from annex II, column 3, to the PRTR Protocol (cont.)

No.	CAS number	Pollutant	Manufacture, process or use threshold (column 3)
			kg/year
13		Total phosphorus	10 000
14		Hydrochlorofluorocarbons (HCFCs)	10 000
15		Chlorofluorocarbons (CFCs)	10 000
16		Halons	10 000
17	7440-38-2	Arsenic and compounds (as As)	50
18	7440-43-9	Cadmium and compounds (as Cd)	5
19	7440-47-3	Chromium and compounds (as Cr)	10 000
20	7440-50-8	Copper and compounds (as Cu)	10 000
21	7439-97-6	Mercury and compounds (as Hg)	5
22	7440-02-0	Nickel and compounds (as Ni)	10 000
23	7439-92-1	Lead and compounds (as Pb)	50
24	7440-66-6	Zinc and compounds (as Zn)	10 000
25	15972-60-8	Alachlor	10 000
26	309-00-2	Aldrin	1
27	1912-24-9	Atrazine	10 000
28	57-74-9	Chlordane	1
29	143-50-0	Chlordecone	1
30	470-90-6	Chlorfenvinphos	10 000
31	85535-84-8	Chloro-alkanes, C ₁₀ -C ₁₃	10 000
32	2921-88-2	Chlorpyrifos	10 000
33	50-29-3	DDT	1
34	107-06-2	1,2-dichloroethane	10 000
35	75-09-2	Dichloromethane	10 000
36	60-57-1	Dieldrin	1
37	330-54-1	Diuron	10 000
38	115-29-7	Endosulphan	10 000
39	72-20-8	Endrin	1
40		Halogenated organic compounds (as AOX)	10 000
41	76-44-8	Heptachlor	1
42	118-74-1	Hexachlorobenzene (HCB)	5
43	87-68-3	Hexachlorobutadiene (HCBD)	10 000
44	608-73-1	1,2,3,4,5,6-hexachlorocyclohexane (HCH)	10
45	58-89-9	Lindane	1
46	2385-85-5	Mirex	1
47		PCDD + PCDF (dioxins + furans) as Teq	0,001
48	608-93-5	Pentachlorobenzene	50
49	87-86-5	Pentachlorophenol (PCP)	10 000
50	1336-36-3	Polychlorinated biphenyls (PCBs)	50
51	122-34-9	Simazine	10 000
52	127-18-4	Tetrachloroethylene (PER)	10 000
53	56-23-5	Tetrachloromethane (TCM)	10 000

Table 8: Identification of direct release of pollutants to water from annex II, column 3, to the PRTR Protocol (cont.)

No.	CAS number	Pollutant	Manufacture, process or use threshold (column 3)
			kg/year
54	12002-48-1	Trichlorobenzenes (TCBs)	10 000
55	71-55-6	1,1,1-trichloroethane	10 000
56	79-34-5	1,1,2,2-tetrachloroethane	10 000
57	79-01-6	Trichloroethylene	10 000
58	67-66-3	Trichloromethane	10 000
59	8001-35-2	Toxaphene	1
60	75-01-4	Vinyl chloride	10 000
61	120-12-7	Anthracene	50
62	71-43-2	Benzene	10 000
63		Brominated diphenylethers (PBDE)	10 000
64		Nonylphenol ethoxylates (NP/NPEs) and related substances	10 000
65	100-41-4	Ethyl benzene	10 000
66	75-21-8	Ethylene oxide	10 000
67	34123-59-6	Isoproturon	10 000
68	91-20-3	Naphthalene	10 000
69		Organotin compounds (as total Sn)	10 000
70	117-81-7	Di-(2-ethyl hexyl) phthalate (DEHP)	10 000
71	108-95-2	Phenols (as total C)	10 000
72		Polycyclic aromatic hydrocarbons (PAHs)	50 ^{b/}
73	108-88-3	Toluene	10 000
74		Tributyltin and compounds	10 000
75		Triphenyltin and compounds	10 000
76		Total organic carbon (TOC) (as total C or COD/3)	**
77	1582-09-8	Trifluralin	10 000
78	1330-20-7	Xylenes	10 000
79		Chlorides (as total Cl)	10 000 ^{c/}
80		Chlorine and inorganic compounds (as HCl)	10 000
81	1332-21-4	Asbestos	10 000
82		Cyanides (as total CN)	10 000
83		Fluorides (as total F)	10 000 ^{c/}
84		Fluorine and inorganic compounds (as HF)	10 000
85	74-90-8	Hydrogencyanide (HCN)	10 000
86		Particulate matter (PM ₁₀)	*

Explanatory notes:

An asterisk (*) indicates that for this pollutant, the release threshold in column 1 (a) is to be used rather than a manufacture, process or use threshold.

b/ Polycyclic aromatic hydrocarbons (PAHs) are to be measured as benzo(a)pyrene (50-32-8), benzo(b)fluoranthene (205-99-2), benzo(k)fluoranthene (207-08-9), indeno(1,2,3-cd)pyrene (193-39-5) (derived from the Protocol on POPs to the Convention on Long-range Transboundary Air Pollution).

c/ As inorganic compounds.

c. Releases to land

Releases to land of any pollutant specified in annex II in quantities exceeding the applicable threshold are specified in annex II, column 1c for Parties that have opted for pollutant-specific reporting of transfers pursuant to paragraph 5 (d)(i).

Tables 9 and 10 reproduce the list of pollutants and thresholds for releases to land from annex II, column 1c, to the PRTR Protocol.

No.	CAS number	Pollutant	Threshold for releases to land (column 1c)
			kg/year
1	74-82-8	Methane (CH ₄)	-
2	630-08-0	Carbon monoxide (CO)	-
3	124-38-9	Carbon dioxide (CO ₂)	-
4		Hydro-fluorocarbons (HFCs)	-
5	10024-97-2	Nitrous oxide (N ₂ O)	-
6	7664-41-7	Ammonia (NH ₃)	-
7		Non-methane volatile organic compounds (NMVOC)	-
8		Nitrogen oxides (NO _x /NO ₂)	-
9		Perfluorocarbons (PFCs)	-
10	2551-62-4	Sulphur hexafluoride (SF ₆)	-
11		Sulphur oxides (SO _x /SO ₂)	-
12		Total nitrogen	50 000
13		Total phosphorus	5 000
14		Hydrochlorofluorocarbons (HCFCs)	-
15		Chlorofluorocarbons (CFCs)	-
16		Halons	-
17	7440-38-2	Arsenic and compounds (as As)	5
18	7440-43-9	Cadmium and compounds (as Cd)	5
19	7440-47-3	Chromium and compounds (as Cr)	50
20	7440-50-8	Copper and compounds (as Cu)	50
21	7439-97-6	Mercury and compounds (as Hg)	1
22	7440-02-0	Nickel and compounds (as Ni)	20
23	7439-92-1	Lead and compounds (as Pb)	20
24	7440-66-6	Zinc and compounds (as Zn)	100
25	15972-60-8	Alachlor	-
26	309-00-2	Aldrin	1
27	1912-24-9	Atrazine	1
28	57-74-9	Chlordane	1
29	143-50-0	Chlordecone	1
30	470-90-6	Chlorfenvinphos	1
31	85535-84-8	Chloro-alkanes, C ₁₀ -C ₁₃	1
32	2921-88-2	Chlorpyrifos	1
33	50-29-3	DDT	1
34	107-06-2	1,2-dichloroethane	10
35	75-09-2	Dichloromethane	10

Table 9: Identification and thresholds of releases to land from annex II, column 1c, to the PRTR Protocol (cont.)

No.	CAS number	Pollutant	Threshold for releases to land (column 1c)
			kg/year
36	60-57-1	Dieldrin	1
37	330-54-1	Diuron	1
38	115-29-7	Endosulphan	1
39	72-20-8	Endrin	1
40		Halogenated organic compounds (as AOX)	1 000
41	76-44-8	Heptachlor	1
42	118-74-1	Hexachlorobenzene (HCB)	1
43	87-68-3	Hexachlorobutadiene (HCBD)	1
44	608-73-1	1,2,3,4,5,6-hexachlorocyclohexane (HCH)	1
45	58-89-9	Lindane	1
46	2385-85-5	Mirex	1
47		PCDD + PCDF (dioxins + furans) as Teq	0.001
48	608-93-5	Pentachlorobenzene	1
49	87-86-5	Pentachlorophenol (PCP)	1
50	1336-36-3	Polychlorinated biphenyls (PCBs)	0.1
51	122-34-9	Simazine	1
52	127-18-4	Tetrachloroethylene (PER)	-
53	56-23-5	Tetrachloromethane (TCM)	-
54	12002-48-1	Trichlorobenzenes (TCBs)	-
55	71-55-6	1,1,1-trichloroethane	-
56	79-34-5	1,1,2,2-tetrachloroethane	-
57	79-01-6	Trichloroethylene	-
58	67-66-3	Trichloromethane	-
59	8001-35-2	Toxaphene	1
60	75-01-4	Vinyl chloride	10
61	120-12-7	Anthracene	1
62	71-43-2	Benzene	200 (as BTEX) ^{ai}
63		Brominated diphenylethers (PBDE)	1
64		Nonylphenol ethoxylates (NP/NPEs) and related substances	1
65	100-41-4	Ethyl benzene	200 (as BTEX) ^{ai}
66	75-21-8	Ethylene oxide	10
67	34123-59-6	Isoproturon	1
68	91-20-3	Naphthalene	10
69		Organotin compounds (as total Sn)	50
70	117-81-7	Di-(2-ethyl hexyl) phthalate (DEHP)	1
71	108-95-2	Phenols (as total C)	20
72		Polycyclic aromatic hydrocarbons (PAHs)	5 ^{bi}
73	108-88-3	Toluene	200 (as BTEX) ^{ai}
74		Tributyltin and compounds	1
75		Triphenyltin and compounds	1
76		Total organic carbon (TOC) (as total C or COD/3)	-
77	1582-09-8	Trifluralin	1

Table 9: Identification and thresholds of releases to land from annex II, column 1c, to the PRTR Protocol (cont.)

No.	CAS number	Pollutant	Threshold for releases to land (column 1c)
			kg/year
78	1330-20-7	Xylenes	200 (as BTEX) ^{a/}
79		Chlorides (as total Cl)	2 million
80		Chlorine and inorganic compounds (as HCl)	-
81	1332-21-4	Asbestos	1
82		Cyanides (as total CN)	50
83		Fluorides (as total F)	2 000
84		Fluorine and inorganic compounds (as HF)	-
85	74-90-8	Hydrogencyanide (HCN)	-
86		Particulate matter (PM ₁₀)	-

Explanatory notes:

a/ Single pollutants are to be reported if the threshold for BTEX (the sum parameter of benzene, toluene, ethyl benzene, xylene) is exceeded.

b/ PAHs are to be measured as benzo(a)pyrene (50-32-8), benzo(b)fluoranthene (205-99-2), benzo(k)fluoranthene (207-08-9), indeno(1,2,3-cd)pyrene (193-39-5) (derived from the Protocol on POPs to the Convention on Long-range Transboundary Air Pollution).

Table 10: Releases to land from annex II, column 3, to the PRTR Protocol – MPU thresholds

No.	CAS number	Pollutant	Manufacture, process or use threshold (column 3)
			kg/year
1	74-82-8	Methane (CH ₄)	*
2	630-08-0	Carbon monoxide (CO)	*
3	124-38-9	Carbon dioxide (CO ₂)	*
4		Hydro-fluorocarbons (HFCs)	*
5	10024-97-2	Nitrous oxide (N ₂ O)	*
6	7664-41-7	Ammonia (NH ₃)	10 000
7		Non-methane volatile organic compounds (NMVOC)	*
8		Nitrogen oxides (NO _x /NO ₂)	*
9		Perfluorocarbons (PFCs)	*
10	2551-62-4	Sulphur hexafluoride (SF ₆)	*
11		Sulphur oxides (SO _x /SO ₂)	*
12		Total nitrogen	10 000
13		Total phosphorus	10 000
14		Hydrochlorofluorocarbons (HCFCs)	10 000
15		Chlorofluorocarbons (CFCs)	10 000
16		Halons	10 000
17	7440-38-2	Arsenic and compounds (as As)	50
18	7440-43-9	Cadmium and compounds (as Cd)	5
19	7440-47-3	Chromium and compounds (as Cr)	10 000
20	7440-50-8	Copper and compounds (as Cu)	10 000
21	7439-97-6	Mercury and compounds (as Hg)	5
22	7440-02-0	Nickel and compounds (as Ni)	10 000

Table 10: Releases to land from annex II, column 3, to the PRTR Protocol – MPU thresholds (cont.)

No.	CAS number	Pollutant	Manufacture, process or use threshold (column 3)
			kg/year
23	7439-92-1	Lead and compounds (as Pb)	50
24	7440-66-6	Zinc and compounds (as Zn)	10 000
25	15972-60-8	Alachlor	10 000
26	309-00-2	Aldrin	1
27	1912-24-9	Atrazine	10 000
28	57-74-9	Chlordane	1
29	143-50-0	Chlordecone	1
30	470-90-6	Chlorfenvinphos	10 000
31	85535-84-8	Chloro-alkanes, C ₁₀ -C ₁₃	10 000
32	2921-88-2	Chlorpyrifos	10 000
33	50-29-3	DDT	1
34	107-06-2	1,2-dichloroethane	10 000
35	75-09-2	Dichloromethane	10 000
36	60-57-1	Dieldrin	1
37	330-54-1	Diuron	10 000
38	115-29-7	Endosulphan	10 000
39	72-20-8	Endrin	1
40		Halogenated organic compounds (as AOX)	10 000
41	76-44-8	Heptachlor	1
42	118-74-1	Hexachlorobenzene (HCB)	5
43	87-68-3	Hexachlorobutadiene (HCBd)	10 000
44	608-73-1	1,2,3,4,5,6-hexachlorocyclohexane (HCH)	10
45	58-89-9	Lindane	1
46	2385-85-5	Mirex	1
47		PCDD + PCDF (dioxins + furans) as Teq	0.001
48	608-93-5	Pentachlorobenzene	50
49	87-86-5	Pentachlorophenol (PCP)	10 000
50	1336-36-3	Polychlorinated biphenyls (PCBs)	50
51	122-34-9	Simazine	10 000
52	127-18-4	Tetrachloroethylene (PER)	10 000
53	56-23-5	Tetrachloromethane (TCM)	10 000
54	12002-48-1	Trichlorobenzenes (TCBs)	10 000
55	71-55-6	1,1,1-trichloroethane	10 000
56	79-34-5	1,1,2,2-tetrachloroethane	10 000
57	79-01-6	Trichloroethylene	10 000
58	67-66-3	Trichloromethane	10 000
59	8001-35-2	Toxaphene	1
60	75-01-4	Vinyl chloride	10 000
61	120-12-7	Anthracene	50
62	71-43-2	Benzene	10 000
63		Brominated diphenylethers (PBDE)	10 000
64		Nonylphenol ethoxylates (NP/NPEs) and related substances	10 000

Table 10: Releases to land from annex II, column 3, to the PRTR Protocol – MPU thresholds (cont.)

No.	CAS number	Pollutant	Manufacture, process or use threshold (column 3)
			kg/year
65	100-41-4	Ethyl benzene	10 000
66	75-21-8	Ethylene oxide	10 000
67	34123-59-6	Isoproturon	10 000
68	91-20-3	Naphthalene	10 000
69		Organotin compounds (as total Sn)	10 000
70	117-81-7	Di-(2-ethyl hexyl) phthalate (DEHP)	10 000
71	108-95-2	Phenols (as total C)	10 000
72		Polycyclic aromatic hydrocarbons (PAHs)	50 ^{b/}
73	108-88-3	Toluene	10 000
74		Tributyltin and compounds	10 000
75		Triphenyltin and compounds	10 000
76		Total organic carbon (TOC) (as total C or COD/3)	**
77	1582-09-8	Trifluralin	10 000
78	1330-20-7	Xylenes	10 000
79		Chlorides (as total Cl)	10 000 ^{c/}
80		Chlorine and inorganic compounds (as HCl)	10 000
81	1332-21-4	Asbestos	10 000
82		Cyanides (as total CN)	10 000
83		Fluorides (as total F)	10 000 ^{c/}
84		Fluorine and inorganic compounds (as HF)	10 000
85	74-90-8	Hydrogencyanide (HCN)	10 000
86		Particulate matter (PM ₁₀)	*

Explanatory notes:

An asterisk (*) indicates that for this pollutant, the release threshold in column 1 (a) is to be used rather than a manufacture, process or use threshold.

b/ PAHs are to be measured as benzo(a)pyrene (50-32-8), benzo(b)fluoranthene (205-99-2), benzo(k)fluoranthene (207-08-9), indeno(1,2,3-cd)pyrene (193-39-5) (derived from the Protocol on POPs to the Convention on Long-range Transboundary Air Pollution).

c/ As inorganic compounds.

4. Off-site transfers

Off-site transfers of pollutants can either be waste or waste water fed into a (public) sewer system. The PRTR Protocol text allows for waste two possibilities:

- (a) Pollutant-specific reporting; and
- (b) Waste-specific reporting.

Off-site transfers could be waste-specific (option 1 of figure IV) or pollutant-specific (option 2 and 3 of figure IV).

Off-site transfers of hazardous waste and other waste

For waste-specific reporting, Parties should define by means of national law what waste is designated as hazardous waste. The threshold is 2 tons for hazardous waste and 2,000 tons for other waste.

Hazardous wastes and other wastes destined for recovery or disposal transferred off site, including transboundary movements, shall be indicated respectively with the “R” or “D” operation pursuant to annex III.

Off-site transfers of pollutants

Pollutant-specific reporting can be generated by analyzing the various wastes on their chemical composition. With the chemical composition the annual mass flow for each pollutant can be calculated. Table 10 reproduces the list of pollutants for

off site transfers from annex II to the PRTR Protocol using a pollutant-specific approach (options 2 and 3 of figure IV). Choosing option 2, column 2 of annex II is relevant; choosing option 3 (employee threshold), column 3 of annex II and its MPU-thresholds are relevant.

Table 11: Thresholds for off-site transfers of pollutants in waste from annex II to the PRTR Protocol, using a pollutant-specific approach

No.	CAS number	Pollutant	Threshold for off-site transfers of pollutants (column 2)	Manufacture, process or use threshold (column 3)
			kg/year	kg/year
1	74-82-8	Methane (CH ₄)	-	*
2	630-08-0	Carbon monoxide (CO)	-	*
3	124-38-9	Carbon dioxide (CO ₂)	-	*
4		Hydro-fluorocarbons (HFCs)	-	*
5	10024-97-2	Nitrous oxide (N ₂ O)	-	*
6	7664-41-7	Ammonia (NH ₃)	-	10 000
7		Non-methane volatile organic compounds (NMVOC)	-	*
8		Nitrogen oxides (NO _x /NO ₂)	-	*
9		Perfluorocarbons (PFCs)	-	*
10	2551-62-4	Sulphur hexafluoride (SF ₆)	-	*
11		Sulphur oxides (SO _x /SO ₂)	-	*
12		Total nitrogen	10 000	10 000
13		Total phosphorus	10 000	10 000
14		Hydrochlorofluorocarbons (HCFCs)	100	10 000
15		Chlorofluorocarbons (CFCs)	100	10 000
16		Halons	100	10 000
17	7440-38-2	Arsenic and compounds (as As)	50	50
18	7440-43-9	Cadmium and compounds (as Cd)	5	5
19	7440-47-3	Chromium and compounds (as Cr)	200	10 000
20	7440-50-8	Copper and compounds (as Cu)	500	10 000
21	7439-97-6	Mercury and compounds (as Hg)	5	5
22	7440-02-0	Nickel and compounds (as Ni)	500	10 000
23	7439-92-1	Lead and compounds (as Pb)	50	50
24	7440-66-6	Zinc and compounds (as Zn)	1 000	10 000
25	15972-60-8	Alachlor	5	10 000
26	309-00-2	Aldrin	1	1
27	1912-24-9	Atrazine	5	10 000
28	57-74-9	Chlordane	1	1
29	143-50-0	Chlordecone	1	1
30	470-90-6	Chlorfenvinphos	5	10 000
31	85535-84-8	Chloro -alkanes, C ₁₀ -C ₁₃	10	10 000
32	2921-88-2	Chlorpyrifos	5	10 000
33	50-29-3	DDT	1	1

Table 11: Thresholds for off-site transfers of pollutants in waste from annex II to the PRTR Protocol, using a pollutant-specific approach (cont.)

No.	CAS number	Pollutant	Threshold for off-site transfers of pollutants (column 2)	Manufacture, process or use threshold (column 3)
			kg/year	kg/year
34	107-06-2	1,2-dichloroethane	100	10 000
35	75-09-2	Dichloromethane	100	10 000
36	60-57-1	Dieldrin	1	1
37	330-54-1	Diuron	5	10 000
38	115-29-7	Endosulphan	5	10 000
39	72-20-8	Endrin	1	1
40		Halogenated organic compounds (as AOX)	1 000	10 000
41	76-44-8	Heptachlor	1	1
42	118-74-1	Hexachlorobenzene (HCB)	1	5
43	87-68-3	Hexachlorobutadiene (HCBD)	5	10 000
44	608-73-1	1,2,3,4,5,6-hexachlorocyclohexane (HCH)	1	10
45	58-89-9	Lindane	1	1
46	2385-85-5	Mirex	1	1
47		PCDD + PCDF (dioxins + furans) as Teq	0.001	0.001
48	608-93-5	Pentachlorobenzene	5	50
49	87-86-5	Pentachlorophenol (PCP)	5	10 000
50	1336-36-3	Polychlorinated biphenyls (PCBs)	1	50
51	122-34-9	Simazine	5	10 000
52	127-18-4	Tetrachloroethylene (PER)	1 000	10 000
53	56-23-5	Tetrachloromethane (TCM)	1 000	10 000
54	12002-48-1	Trichlorobenzenes (TCBs)	1 000	10 000
55	71-55-6	1,1,1-trichloroethane	1 000	10 000
56	79-34-5	1,1,2,2-tetrachloroethane	1 000	10 000
57	79-01-6	Trichloroethylene	1 000	10 000
58	67-66-3	Trichloromethane	1 000	10 000
59	8001-35-2	Toxaphene	1	1
60	75-01-4	Vinyl chloride	100	10 000
61	120-12-7	Anthracene	50	50
62	71-43-2	Benzene	2000 (as BTEX) ^{a/}	10 000
63		Brominated diphenylethers (PBDE)	5	10 000
64		Nonylphenol ethoxylates (NP/NPEs) and related substances	5	10 000
65	100-41-4	Ethyl benzene	2000 (as BTEX)	10 000
66	75-21-8	Ethylene oxide	100	10 000
67	34123-59-6	Isoproturon	5	10 000
68	91-20-3	Naphthalene	100	10 000
69		Organotin compounds (as total Sn)	50	10 000
70	117-81-7	Di-(2-ethyl hexyl) phthalate (DEHP)	100	10 000
71	108-95-2	Phenols (as total C)	200	10 000
72		Polycyclic aromatic hydrocarbons (PAHs)	50	50 ^{b/}
73	108-88-3	Toluene	2000 (as BTEX)	10 000 ^{a/}

Table 11: Thresholds for off-site transfers of pollutants in waste from annex II to the PRTR Protocol, using a pollutant-specific approach (cont.)

No.	CAS number	Pollutant	Threshold for off-site transfers of pollutants (column 2)	Manufacture, process or use threshold (column 3)
			kg/year	kg/year
74		Tributyltin and compounds	5	10 000
75		Triphenyltin and compounds	5	10 000
76		Total organic carbon (TOC) (as total C or COD/3)	-	**
77	1582-09-8	Trifluralin	5	10 000
78	1330-20-7	Xylenes	2000 (as BTEX)	10 000 ^{a/}
79		Chlorides (as total Cl)	2 million	10 000 ^{c/}
80		Chlorine and inorganic compounds (as HCl)		10 000
81	1332-21-4	Asbestos	10	10 000
82		Cyanides (as total CN)	500	10 000
83		Fluorides (as total F)	10 000	10 000 ^{c/}
84		Fluorine and inorganic compounds (as HF)		10 000
85	74-90-8	Hydrogencyanide (HCN)		10 000
86		Particulate matter (PM ₁₀)		*

Explanatory notes:

An asterisk (*) indicates that for this pollutant, the release threshold in column 1 (a) is to be used rather than a manufacture, process or use threshold.

a/ Single pollutants are to be reported if the threshold for BTEX (the sum parameter of benzene, toluene, ethyl benzene, xylene) is exceeded.

b/ PAHs are to be measured as benzo(a)pyrene (50-32-8), benzo(b)fluoranthene (205-99-2), benzo(k)fluoranthene (207-08-9), indeno(1,2,3-cd)pyrene (193-39-5) (derived from the Protocol on POPs to the Convention on Long-range Transboundary Air Pollution).

c/ As inorganic compounds.

Off-site transfers of pollutants in waste water

Concerning waste water, pollutant-specific reporting is obligatory. Parties that have decided for a capacity approach have to report pollutants in waste water according to article 7, paragraph 1 (iv), (options 1 and 2 of figure IV) and have to use thresholds

from annex II, column 1b. Parties that have decided for an employee approach have to report pollutants in waste water according to article 7, paragraph 1 (b), (option 3 of figure IV) and have to use thresholds from annex II, column 3 (MPU thresholds).

Box 25: Annex III disposal and recovery operations**PART A DISPOSAL OPERATIONS (“D”)**

- Deposit into or onto land (e.g. landfill)
- Land treatment (e.g. biodegradation of liquid or sludgy discards in soils)
- Deep injection (e.g. injection of pumpable discards into wells, salt domes or naturally occurring repositories)
- Surface impoundment (e.g. placement of liquid or sludge discards into pits, ponds or lagoons)
- Specially engineered landfill (e.g. placement into lined discrete cells which are capped and isolated from one another and the environment)
- Release into a water body except seas/oceans
- Release into seas/oceans including sea-bed insertion
- Biological treatment not specified elsewhere in this annex which results in final compounds or mixtures which are discarded by means of any of the operations specified in this part
- Physico-chemical treatment not specified elsewhere in this annex which results in final compounds or mixtures which are discarded by means of any of the operations specified in this part (e.g. evaporation, drying, calcination, neutralization, precipitation)
- Incineration on land
- Incineration at sea
- Permanent storage (e.g. emplacement of containers in a mine)
- Blending or mixing prior to submission to any of the operations specified in this part
- Repackaging prior to submission to any of the operations specified in this part
- Storage pending any of the operations specified in this part

PART B RECOVERY OPERATIONS (“R”)

- Use as a fuel (other than in direct incineration) or other means to generate energy
- Solvent reclamation/regeneration
- Recycling/reclamation of organic substances which are not used as solvents
- Recycling/reclamation of metals and metal compounds
- Recycling/reclamation of other inorganic materials
- Regeneration of acids or bases
- Recovery of components used for pollution abatement
- Recovery of components from catalysts
- Used oil re-refining or other reuses of previously used oil
- Land treatment resulting in benefit to agriculture or ecological improvement
- Uses of residual materials obtained from any of the recovery operations specified above in this part
- Exchange of wastes for submission to any of the recovery operations specified above in this part
- Accumulation of material intended for any operation specified in this part

5. Expected releases and transfers

Each individual source category as listed in annex I releases or transfers a different set of pollutants. In table 12, an indicative list is given of the pollutants for which releases or transfers can be expected that might be above the reporting thresholds for each of the annex I activities.

The pollutants are indicated in release to air (a) and water (w) and for off-site transfer (o), respec-

tively. This indicative list is presented to assist Parties in identifying the pollutants that are likely to be emitted by a specific source category of annex I to the PRTR Protocol and can be used as a checklist for reporting¹³. Whether or not a pollutant is released or transferred above the threshold value depends on the specific characteristics of the facility.

¹³ See also European PRTR Guidance Document, appendix 4 (Indicative sector specific sublist of air pollutants) and appendix 5 (Indicative sector specific sublist of water pollutants).

Table 12: Sector-specific checklist for pollutants likely to be released or transferred by source categories of annex 1 activities to the PRTR Protocol

(a = release to air, w = release to water, o = off-site transfer)

No.	CAS number	Activity	1.	2.	3.	4.	5.	6.	7.	8.
		Pollutant	Energy sector	Production and processing of metals	Mineral industry	Chemical industry	Waste and waste--water management	Paper and woodproduction and processing	Intensive livestock production and aquaculture	Animal and vegetable products from the food and beverage sector
1	74-82-8	Methane (CH ₄)	a			a	a		a	a
2	630-08-0	Carbon monoxide (CO)	a	a	a	a				
3	124-38-9	Carbon dioxide (CO ₂)	a	a	a	a	a	a	a	a
4		Hydro-fluorocarbons (HFCs)		a	a		a			
5	10024-97-2	Nitrous oxide (N ₂ O)	a			a				
6	7664-41-7	Ammonia (NH ₃)		a		a	a		awo	w
7		Non-methane volatile organic compounds (NMVOC)	a	a	a	a	a	a		
8		Nitrogen oxides (NO _x /NO ₂)	a	a	a	a	a	a	a	a
9		Perfluorocarbons (PFCs)		a		a	a			
10	2551-62-4	Sulphur hexafluoride (SF ₆)								
11		Sulphur oxides (SO _x /SO ₂)	a	a	a	a	a	a	a	
12		Total nitrogen			wo	wo	wo	wo	wo	wo
13		Total phosphorus			wo	wo	wo	wo	wo	wo
14		Hydrochlorofluorocarbons (HCFCs)		a	a	a	a	a	a	a
15		Chlorofluorocarbons (CFCs)								
16		Halons		a	a	a	a	a	a	a
17	7440-38-2	Arsenic and compounds (as As)	aw	awo	awo	awo	awo			
18	7440-43-9	Cadmium and compounds (as Cd)	aw	awo	awo	awo	awo			
19	7440-47-3	Chromium and compounds (as Cr)	aw	awo	awo	awo	awo			
20	7440-50-8	Copper and compounds (as Cu)	aw	awo	awo	awo	awo			
21	7439-97-6	Mercury and compounds (as Hg)	aw	awo	awo	awo	awo			
22	7440-02-0	Nickel and compounds (as Ni)	aw	awo	awo	awo	awo			
23	7439-92-1	Lead and compounds (as Pb)	aw	awo	awo	awo	awo			
24	7440-66-6	Zinc and compounds (as Zn)	aw	awo	awo	awo	awo			
25	15972-60-8	Alachlor				awo	awo			
26	309-00-2	Aldrin				awo	awo			
27	1912-24-9	Atrazine				awo	awo			
28	57-74-9	Chlordane				awo	awo			
29	143-50-0	Chlordecone				awo	awo			

Table 12: Sector-specific checklist for pollutants likely to be released or transferred by source categories of annex 1 activities to the PRTR Protocol (cont.)

(a = release to air, w = release to water, o = off-site transfer)

No.	CAS number	Activity	1.	2.	3.	4.	5.	6.	7.	8.
		Pollutant	Energy sector	Production and processing of metals	Mineral industry	Chemical industry	Waste and waste--water management	Paper and woodproduction and processing	Intensive livestock production and aquaculture	Animal and vegetable products from the food and beverage sector
30	470-90-6	Chlorfenvinphos				awo	awo			
31	85535-84-8	Chloro-alkanes, C ₁₀ -C ₁₃				awo	awo			
32	2921-88-2	Chlorpyrifos				awo	awo			
33	50-29-3	DDT				awo	awo			
34	107-06-2	1,2-dichloroethane				awo	awo			
35	75-09-2	Dichloromethane				awo	awo			
36	60-57-1	Dieldrin				awo	awo			
37	330-54-1	Diuron				awo	awo			
38	115-29-7	Endosulphan				awo	awo			
39	72-20-8	Endrin				awo	awo			
40		Halogenated organic compounds (as AOX)		w		awo	awo	w		
41	76-44-8	Heptachlor				awo	awo			
42	118-74-1	Hexachlorobenzene (HCB)				awo	awo			
43	87-68-3	Hexachlorobutadiene (HCBd)				awo	awo			
44	608-73-1	1,2,3,4,5,6-hexachlorocyclohexane (HCH)				awo	awo			
45	58-89-9	Lindane				awo	awo			
46	2385-85-5	Mirex				awo	awo			
47		PCDD + PCDF (dioxins + furans) as Teq	a	a	a	awo	awo	a		
48	608-93-5	Pentachlorobenzene				awo	awo			
49	87-86-5	Pentachlorophenol (PCP)				awo	awo			
50	1336-36-3	Polychlorinated biphenyls (PCBs)				awo	awo			
51	122-34-9	Simazine				awo	awo			
52	127-18-4	Tetrachloroethylene (PER)				awo	awo			
53	56-23-5	Tetrachloromethane (TCM)				awo	awo			
54	12002-48-1	Trichlorobenzenes (TCBs)				awo	awo			
55	71-55-6	1,1,1-trichloroethane				awo	awo			
56	79-34-5	1,1,2,2-tetrachloroethane				awo	awo			
57	79-01-6	Trichloroethylene				awo	awo			
58	67-66-3	Trichloromethane				awo	awo			
59	8001-35-2	Toxaphene				awo	awo			
60	75-01-4	Vinyl chloride				awo	awo			
61	120-12-7	Anthracene				awo	awo			

Table 12: Sector-specific checklist for pollutants likely to be released or transferred by source categories of annex 1 activities to the PRTR Protocol (cont.)

(a = release to air, w = release to water, o = off-site transfer)

No.	CAS number	Activity	1.	2.	3.	4.	5.	6.	7.	8.
		Pollutant	Energy sector	Production and processing of metals	Mineral industry	Chemical industry	Waste and waste--water management	Paper and wood production and processing	Intensive livestock production and aquaculture	Animal and vegetable products from the food and beverage sector
62	71-43-2	Benzene				awo	awo			
63		Brominated diphenylethers (PBDE)				awo	awo			
64		Nonylphenol ethoxylates (NP/NPEs) and related substances				awo	awo			
65	100-41-4	Ethyl benzene				awo	awo			
66	75-21-8	Ethylene oxide				awo	awo			
67	34123-59-6	Isoproturon				awo	awo			
68	91-20-3	Naphthalene				awo	awo			
69		Organotin compounds (as total Sn)				awo	awo			
70	117-81-7	Di-(2-ethyl hexyl) phthalate (DEHP)				awo	awo			
71	108-95-2	Phenols (as total C)				awo	awo			
72		Polycyclic aromatic hydrocarbons (PAHs) b/				awo	awo			
73	108-88-3	Toluene				awo	awo			
74		Tributyltin and compounds				awo	awo			
75		Triphenyltin and compounds				awo	awo			
76		Total organic carbon (TOC) (as total C or COD/3)	wo	wo	wo	awo	awo	wo	wo	wo
77	1582-09-8	Trifluralin				awo	awo			
78	1330-20-7	Xylenes				awo	awo			
79		Chlorides (as total Cl)				awo	awo			
80		Chlorine and inorganic compounds (as HCl)				awo	awo			
81	1332-21-4	Asbestos				awo	awo			
82		Cyanides (as total CN)				awo	awo			
83		Fluorides (as total F)				awo	awo			
84		Fluorine and inorganic compounds (as HF)				awo	awo			
85	74-90-8	Hydrogencyanide (HCN)				a	a			
86		Particulate matter (PM ₁₀)	a	a	a	a	a	a	a	a

Box 26: Article 7, paragraph 5 – Facility-specific reporting requirements

Each Party shall require the owners or operators of the facilities required to report under paragraph 2 to complete and submit to its competent authority the following information on a facility-specific basis:

- (a) The name, street address, geographical location and the activity or activities of the reporting facility, and the name of the owner or operator, and, as appropriate, company;
- (b) The name and numerical identifier of each pollutant required to be reported pursuant to paragraph 2;
- (c) The amount of each pollutant required to be reported pursuant to paragraph 2 released from the facility to the environment in the reporting year, both in aggregate and according to whether the release is to air, to water or to land, including by underground injection;
- (d) Either:
 - (i) The amount of each pollutant required to be reported pursuant to paragraph 2 that is transferred off-site in the reporting year, distinguishing between the amounts transferred for disposal and for recovery, and the name and address of the facility receiving the transfer; or
 - (ii) The amount of waste required to be reported pursuant to paragraph 2 transferred off-site in the reporting year, distinguishing between hazardous waste and other waste, for any operations of recovery or disposal, indicating respectively with “R” or “D” whether the waste is destined for recovery or disposal pursuant to annex III and, for transboundary movements of hazardous waste, the name and address of the recoverer or disposer of the waste and the actual recovery or disposal site receiving the transfer;
- (e) The amount of each pollutant in waste water required to be reported pursuant to paragraph 2 transferred off-site in the reporting year; and
- (f) The type of methodology used to derive the information referred to in subparagraphs (c) to (e), according to article 9, paragraph 2, indicating whether the information is based on measurement, calculation or estimation.

6. Reporting

The requirements for facility-specific reporting are shown in box 26 (art. 7, para. 5). The format for reporting (box 28) refers to options 1, 2 and 3 of figure IV (Two-track approach).

Release determination methods

Many facilities already collect data suitable for determining releases and transfers to air, water and land. The release and transfer data on pollutants reported per facility can be based on three different principal determination methods:

- (a) Measurements using standardized or accepted methods; often, additional calculations are needed to convert the results of measurements into annual emission data;
- (b) Calculations using nationally or internationally agreed estimation methods and emission factors, which are representative for the industrial sectors;
- (c) Estimations (non-standardized) derived from best assumptions or expert guesses.

Measurements are derived from the direct monitoring of the releases and transfers of pollutants for specific processes at the facility, based on actual measurements of pollutant concentrations for its media. The term “measurements” refers to the results of standardized or accepted measurement methods (see annex III of this Guidance).

Types of measurements that can be used are compliance monitoring by authorities or prescribed self-monitoring by facilities, process control measurements, worker exposure measurements or government permit or compliance measurements. These measurements can often directly be used to determine releases. Monitoring data needs to be taken frequently enough to account for normal variations in operating conditions throughout the year. An average concentration can be used with an average flow rate to calculate the yearly emission.

Calculations determine releases and transfers of pollutants based on activity data (fuel used, production rate, etc.) and emission factors. In some cases, more complicated calculation methods can be applied, using variables like temperature, global radiance etc. These cases should also be marked as calculations. Also, calculations based on a mass balance approach should be marked as calculations. Furthermore, the indication “calculation” is used whenever the emission calculation method is obtained from published references.

Estimations refer to releases and transfers of pollutants that are determined by expert judgment and not based on publicly available references. The indication “estimation” applies also for guesses of the emissions wherever internationally approved emission determination methodologies or good practice guidelines are lacking.

Table 13: Different types of determination methods for estimating releases and transfers of pollutants from facilities and classification as measurement (M), calculation (C) or estimation (E) (UNITAR, 1997)

Type of measurement	Classification for PRTR
I. Direct Measurement	M
- Fugitive Air Emissions	M
- Measuring Point Source Air Emissions	M
- Measuring Surface Water Discharges	M
- Measuring Releases to Land	M
II. Materials Accounting and Mass Balance	C
- Estimating Fugitive Air Emissions by Materials Accounting	C
- Estimating Point Source Air Emissions by Materials Accounting	C
- Estimating Surface Water Discharges by Materials Accounting	C
- Estimating Releases to Land by Materials Accounting	C
III - Emission Factors	C
- Estimating Fugitive Air Emissions with Emission Factors	C
- Estimating Point Source Air Emissions with Emission Factors	C
- Estimating Surface Water Discharges and Releases to Land with Emission Factors	C
IV. Engineering Calculation	C / E
- Estimating Fugitive Air Emissions by Engineering Calculation	C / E
- Estimating Point Source Air Emissions by Engineering Calculation	C / E
- Estimating Surface Water Discharges by Engineering Calculation	C / E
- Estimating Releases to Land by Engineering Calculation	C / E

An overview of different types of determination methods for estimating releases and transfers of pollutants from facilities is given in table 13 as an example.

Measurements are not always considered as more reliable or accurate than calculations. For example, when determining the amount of CO₂ from fuel use released to the atmosphere from a point source, the direct measurement of the CO₂ emission load from stacks relies on the determination of a set of parameters as CO₂ concentration and the total flow of flue gas. Each of these introduces a new uncertainty and adds to the total uncertainty of the measurement.

A more thorough and extensive overview and description of methods can be found in the following documents:

- (a) “Estimating Environmental Releases for Facility PRTR Reporting, Introduction and Guide to Methods” (UNITAR, January 1997);¹⁴
- (b) IPPC BREF Monitoring.¹⁵

Box 27: OECD Resource Centre for PRTR Release Estimation Techniques (RETs)

The Resource Centre is an Internet site that has been developed by the Task Force on PRTRs of the OECD Environment, Health and Safety Programme, under the lead of Environment Canada. The purpose of the site is to provide a clearing house of guidance manuals/documents of release estimation techniques for the principal PRTRs developed by OECD member countries. The manuals and documents include descriptive information on the sources of pollution and the pollutants that are released, as well as information on emission factors, mass balance methods, engineering calculations, and monitoring information. The Resource Centre will be updated on a regular basis to include additional and new documents available.

See <http://206.191.48.253/>.

In the annex to this Guidance, “Analytical Procedures”, an indicative list is given of:

- (a) Release determination techniques;
- (b) Measurement methods for relevant pollutants covered by CEN or ISO standards.

¹⁴ See http://www.unitar.org/cwm/prtr/pdf/cat5/estimating_rels.pdf.

¹⁵ See <http://eippcb.jrc.es/>. The IPPC Directive reference document on the general principles of monitoring is intended to provide information to guide IPPC permit writers and operators of IPPC installations in meeting their obligations under the IPPC Directive with regards to the monitoring requirements of industrial emissions.

This list is presented as guidance to the Parties regarding the availability of existing standardised measurement methods. Note that the use of other measurement methods is not precluded, but Parties should ensure that the analytical performance of alternatives is at least as good as that of the standardized methods.

7. Example of a reporting form for facilities

Box 28 gives an example format for reporting of releases and off-site transfers of individual facilities.

Box 28: Format for the reporting of release and transfer data

Note: The format for reporting refers to options 1, 2 and 3 of figure IV

VALID FOR ALL OPTIONS

Reference year
 Identification of the facility
 Name of the parent company
 Name of the facility
 Identification number of facility
 Street address
 Town/village
 Postal code
 Country
 Coordinates of the location
 River basin district
 NACE/ISIC-code (4 digits)
 Main economic activity
 Production volume (optional)
 Number of installations (optional)
 Number of operating hours in year (optional)
 Number of employees (optional)
 Text field for textual information or website address delivered by facility or parent company (optional)

All Annex I activities of the facility (according to the coding system given in annex I of the Protocol)

Activity 1 (main annex I activity)
 Activity 2
 Activity N

Release data to air for the facility for each pollutant exceeding threshold value

(according to annex II of the Protocol) (Releases to air)

Pollutant 1
 Pollutant 2
 Pollutant N
 M: measured; analytical method used
 C: calculated; calculation method used
 E: estimated
 T: total in kg/year
 A: accidental in kg/year

Release data to water for the facility for each pollutant exceeding threshold value

(according to annex II of the Protocol) (Releases to water)

Pollutant 1
 Pollutant 2
 Pollutant N
 M: measured; analytical method used
 C: calculated; calculation method used
 E: estimated
 T: total in kg/year
 A: accidental in kg/year

Box 28: Format for the reporting of release and transfer data (cont.)

Note: The format for reporting refers to options 1, 2 and 3 of figure IV

Release data to land for the facility for each pollutant exceeding threshold value

(according to annex II of the Protocol) (Releases to land)

Pollutant 1

Pollutant 2

Pollutant N

M: measured; analytical method used

C: calculated; calculation method used

E: estimated

T: total in kg/year

A: accidental in kg/year

Competent authority for requests of the public:

Name

Street address

Town/village

Telephone No.

Fax No.

E-mail address

VALID FOR OPTION 1

Off-site transfers of hazardous waste for the facility exceeding threshold value

(according to article 5 of the Protocol)

Within the country: For Recovery (R)

M: measured; analytical method used

C: calculated; calculation method used

E: estimated in tons/year

Within the country: For Disposal (D)

M: measured; analytical method used

C: calculated; calculation method used

E: estimated in tons/year

To other countries: For Recovery (R)

Name of the recoverer

Address of the recoverer

Address of actual recovery site receiving the transfer

M: measured; analytical method used

C: calculated; calculation method used

E: estimated in tons/year

To other countries: For Disposal (D)

Name of the disposer

Address of the disposer

Address of actual disposal site receiving the transfer

M: measured; analytical method used

C: calculated; calculation method used

E: estimated in tons/year

Off-site transfer of non-hazardous waste for the facility exceeding threshold value

(according to article 5 of the Protocol)

For Recovery (R)

M: measured; analytical method used

C: calculated; calculation method used

E: estimated in tons/year

For Disposal (D)

M: measured; analytical method used

C: calculated; calculation method used

E: estimated in tons/year

Off-site transfer of each pollutant destined for waste-water treatment in quantities exceeding the applicable threshold value

(according to annex II of the Protocol)

Pollutant 1

Pollutant 2

Box 28: Format for the reporting of release and transfer data (cont.)

Note: The format for reporting refers to options 1, 2 and 3 of figure IV

Pollutant N
 M: measured; analytical method used
 C: calculated; calculation method used
 E: estimated in kg/year

VALID FOR OPTIONS 2 AND 3**Off-site transfer of pollutants in quantities exceeding threshold value**

(according to annex II of the Protocol)

Pollutant 1
 Pollutant 2
 Pollutant N
 For Disposal (D)
 Name of the disposer
 Address of the disposer
 Address of actual disposal site receiving the transfer
 M: measured; analytical method used
 C: calculated; calculation method used
 E: estimated in tons/year
 For Recovery (R)
 Name of the recoverer
 Address of the recoverer
 Address of actual recovery site receiving the transfer
 M: measured; analytical method used
 C: calculated; calculation method used
 E: estimated in tons/year

B. Diffuse sources

The PRTR Protocol defines “diffuse sources” as the “many smaller or scattered sources from which pollutants may be released to land, air or water, whose combined impact on those media may be significant and for which it is impractical to collect reports from each individual source” (art. 2, para. 9). This definition is so broad that it covers essentially all sources of pollution that are not point sources.

Each Party is to ensure that data on diffuse sources can be searched by each diffuse source category that has been included in the register.

The inclusion of diffuse sources is a core element of a PRTR, since the Protocol accommodates reporting on diffuse sources, given that emissions data in many countries show these can constitute the most important sources of releases for key pollutants. For example, the 2000 UNECE Convention on Long-Range Transboundary Air Pollution (LRTAP) air emission inventory¹⁶ showed that across Europe, 25 per cent of CO₂, 55 per cent of NO_x, 58 per cent

of CO and 27 per cent of NMVOC originate from transport. Agriculture emits 49 per cent of all methane (CH₄) and 65 per cent of nitrous oxide (N₂O). In the Netherlands, nearly all releases to soil of nitrogen, phosphorus and heavy metals are attributed to agriculture.¹⁷ In addition, agriculture in the Netherlands is responsible for a large share of releases of phosphorus (45%) and nitrogen (65%) to surface waters, while transport is responsible for a large part of releases of some organic pollutants, such as PAHs, to surface waters.

1. Definition of diffuse source categories

The UNITAR Guidance on Estimating Non-point Source Emissions¹⁸ (1998) provides an overview and definitions of other (non-point or diffuse) sources from, e.g. domestic activities and consumer product use, transportation and traffic, agriculture and small- and medium-sized enterprises. Since many of the Parties to the Aarhus Convention already have signed other conventions and protocols,

¹⁶ EEA, technical report 91, Annual European Community LRTAP emission inventory, Copenhagen 2002.

¹⁷ CCDM, *Emissiemonitor, jaarcijfers 2000 en ramingen 2001 voor emissies en afval*, Den Haag, 2002.

¹⁸ UNITAR Guidance on Estimating Non-point Source Emissions, 1998, http://www.unitar.org/cwg/publications/cw/prtr/prtr_en/prtr_tech_support_3_nov2003.pdf.

including the United Nations Framework Convention on Climate Change (UNFCCC) and Convention on Long-Range Transboundary Air Pollution, the use of a standardized sectoral classification for sources is recommended. The Nomenclature For Reporting¹⁹ (NFR) is a reporting structure that is used for submitting data to UNECE and the Co-operative Programme for Monitoring and Evaluation of the Long-range Transmission of Air pollutants in Europe (EMEP). The NFR is closely linked to the Common Reporting Format²⁰ (CRF) used for submitting data to UNFCCC. With adoption of these source categories, a close correspondence can be brought into the PRTR system with activities that many of the parties already apply. The PRTR Protocol excludes non-anthropogenic (natural) sources.

Box 29: Article 7, paragraph 7 – Obligation to report or take measures to initiate reporting of diffuse sources

Each Party shall present on its register, in an adequate spatial disaggregation, the information on releases of pollutants from diffuse sources for which that Party determines that data are being collected by the relevant authorities and can be practicably included. Where the Party determines that no such data exist, it shall take measures to initiate reporting on releases of relevant pollutants from one or more diffuse sources in accordance with its national priorities.

Concerning diffuse emissions into water, an example regarding agricultural emissions into water is given in the following. Diffuse source pollution from agricultural activities is mainly associated with fertilizer and pesticide use and contributes to such water quality problems as eutrophication in surface water, nitrate accumulation in ground water and the leaching of nitrate to both. Releases arising from agriculture-related activities are often treated as diffuse sources because they are caused by a collection of individual events which are impractical to identify and measure as separate point sources. They may represent important contributions to total national pollutant release loads. Rough estimates of pollutant emissions from agriculture-related activities can often be obtained from primary production and use data. These include information on the types and quantities of crops produced, the formulation and volumes of pesticides and fertilizer used, animal censuses, etc. Computer models may be required to go beyond localized estimates to aggregate estimates for watershed or national level water bodies²¹.

2. Determination of diffuse source data

Releases from diffuse sources occur in two different types: below-threshold facilities for activities listed in annex 1 to the PRTR Protocol, and releases and transfers from activities not listed in the annex I to the PRTR Protocol.

Below-threshold facilities

A facility performing annex I activities may fall below the capacity or employee threshold and for that reason be excluded from the obligation to report (art. 7, para. 1, subsection b). In some sectors, e.g. the chemical industry, all facilities are obliged to report. A statistical extrapolation should be used to estimate the releases and transfers of pollutants of below-threshold facilities. This extrapolation may use economic or statistical data on production volumes, number of employees, or added value to determine the releases and transfers in below-threshold facilities under the assumption of equal production efficiency.

Activities not listed in annex I of the Protocol

To estimate the contribution of other diffuse sources, appropriate emission factors which are linked to source parameters that are known or which can be easily obtained (“proxies”) can be constructed. These source parameters could be, for example, the average number of vehicle miles travelled in the case of road traffic, or the size and composition of cultivated area, the tonnage of pesticide or fertilizer use and the locations where these chemicals are applied in the case of agriculture. In this manner, a reasonable estimate of aggregate emissions arising from other diffuse sources of certain pollutants can be constructed starting from simple parameters that are readily measured or obtained for each source type.

In order to determine diffuse source data, the Parties will need to obtain data about such variables as population density, traffic intensity, employees per enterprise in various economic sectors, land use, manufacturing value added, emissions per vehicle km travelled by vehicle type (on- and off-road), number of farm animals, etc. Then statistical estimates of releases of items on the PRTR list can be made by means of computer models. One result can be spatially resolved emissions maps; another can be total

¹⁹ Guidelines for Estimating and Reporting Emission Data under the Convention on Long-range Transboundary Air Pollution. See <http://www.unece.org/env/documents/2003/eb/air/ece.eb.air.15.E.pdf>.

²⁰ Common Reporting Format (CRF). See http://unfccc.int/national/reports/annex_1_ghg_inventories/reporting_requirements/items/2759.php.

²¹ For a fuller discussion, see UNITAR, op cit. (1998).

release of pesticides by the agricultural community or total NO_x from transport activities.

Designating an authority for diffuse source reporting

C. Release determination techniques

A review of documents available from various countries and organizations (e.g WHO) shows several basic estimation methods which are commonly “repackaged” by various organizations for their own use. Often, the basic methods are supplemented with additional new data and methods; however, the basic concept remains the same.

The most common method of estimating emissions, especially from point sources, is the use of emission factors. The emissions are estimated based on the production or activity level of the source, from which an emission level is calculated using existing emission factors. This method is widespread because it is both cost-effective and provides good figures. The accuracy of the estimate can be increased as more agencies and organizations conduct measurements to validate the published emission factors.

1. Release determination guidance documents

The United States Environmental Protection Agency (USEPA) maintains an extensive database of emission (release) factors. This database is widely distributed, and undergoes regular updates and refinements. Because of this, USEPA emission (release) factors can often be found at the root of other emission (release) factor listings. The European Commission, with the CORINAIR project, has undertaken a considerable effort to develop emission (release) factors which are based on release measurements from European industries. There is frequent cross-referencing between the two collections.²²

The UNITAR Guidance on Estimating Non-point Source Emissions (1998) provides an introduction to non-point source release determination and outlines key issues with regard to their inclusion in national or regional pollutant inventories. It aims to inform PRTR designers on what methods and data

Each Party must ensure that its competent authority collects, or shall designate one or more public authorities or competent bodies to collect, the information on releases of pollutants from diffuse sources specified in paragraphs 7 and 8, for inclusion in its register.

requirements are entailed for the inclusion of non-point source releases in a national or regional PRTR system. The UNITAR Guidance also lists methods for determining releases from non-point and diffuse sources, including domestic activities and consumer product use, transportation and traffic, agriculture, small and medium-sized enterprises, and natural sources. For each category, information is provided on the types of activities and pollutants typically involved, followed by an overview of the data needed and explanations of the available methods for determining the releases. Examples and simple calculations are provided throughout to illustrate the basic principles behind the determination methods used and the types of data needed.

The UNFCCC has issued the (revised) 1996 IPCC Guidelines to provide assistance in the preparation of national greenhouse gas inventories²³. The Guidelines consists of a three-volume series:

- (a) The Reporting Instructions (Volume 1) provide directions for assembling, documenting and transmitting completed national inventory data consistently, regardless of the method used to produce the determinations. The instructions provide the primary means of ensuring that all reports are consistent and comparable.
- (b) The Workbook (Volume 2) contains suggestions about planning and getting started on a national inventory and also contains instructions for calculating releases of CO₂ and methane (CH₄), as well as some other trace gases, from six major release source categories.
- (c) The Reference Manual (Volume 3) provides a compendium of information on methods for determination of releases for a broader range of greenhouse gases and a complete list of source types for each. It also provides summaries of the scientific basis for the inventory methods recommended and gives references to literature.

²² EMEP/CORINAIR Emission Inventory Guidebook - 3rd edition (September 2004). See <http://reports.eea.eu.int/EMEP/CORINAIR4/en>.

²³ See <http://www.ipcc-nggip.iges.or.jp/public/gh/invs1.htm>.

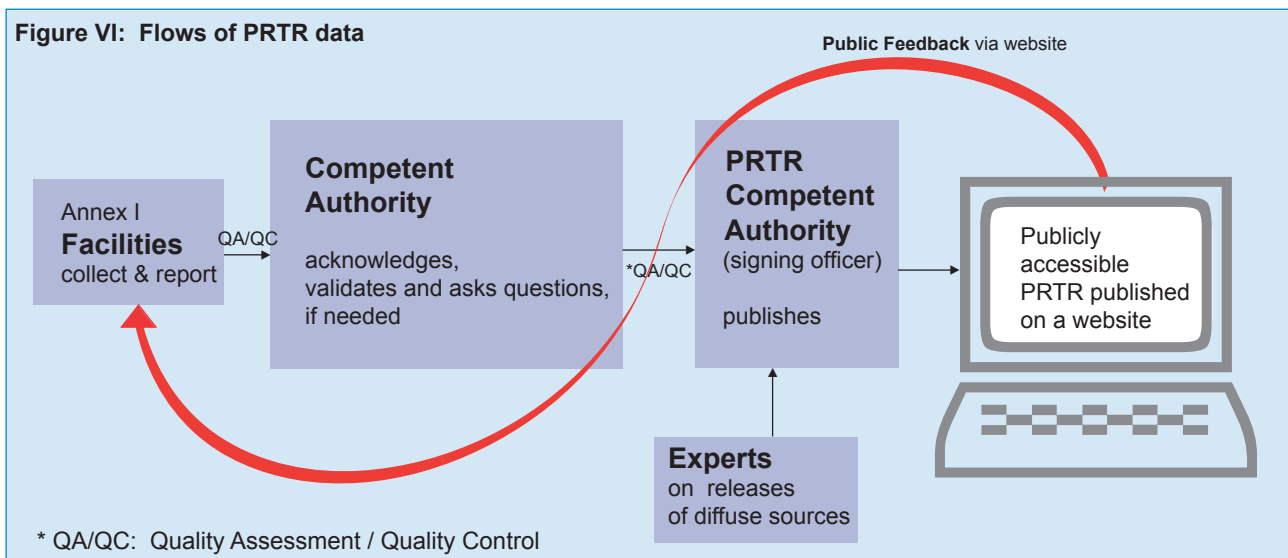
V. Data Management

This chapter gives guidance on how Parties could organize the PRTR data flows.

The operator assures the quality of the information they report (art. 10 (1)) that data quality objectives were met, and ensures that the inventory represents the best possible measurements, calculation or estimations of releases and transfers of

Figure VI illustrates the different PRTR data flows.

The PRTR Protocol assumes that public access to the PRTR data and feedback from the public will result in improvement of the quality of the reported PRTR data. The data review, therefore, occurs after reporting. Contrary to other international protocols



pollutants given the current state of best available information. The competent authority ensures the quality assessment according completeness, consistency and credibility (art. 10 (2)). Informal public feedback facilitates the exchange between public and operator. The public can address the operator or the competent authority to give feedback. The operator or the competent authority can give a response.

and conventions as the United Nations Framework Convention on Climate Change and the Convention on Long-Range Transboundary Air Pollution, the quality assessment requirements of the PRTR Protocol do not include independent review as part of the reporting process.

A. Data transfer

A Party implementing a PRTR should design the data transfer system to allow a smooth and possibly automated data flow from individual facilities to the competent authorities and to a publicly accessible website.

The PRTR should be expandable. The PRTR should be designed in such a way that inclusion of other substances than the 86 annex II pollutants is possible. The PRTR should also be designed in a way that makes it possible to add other sources, categories, etc. A relational database structure allows for this.

Box 30: Article 9 – Data collection and record keeping

1. Each Party shall require the owners or operators of the facilities subject to the reporting requirements of article 7 to collect the data needed to determine, in accordance with paragraph 2 below and with appropriate frequency, the facility's releases and off-site transfers subject to reporting under article 7 and to keep available for the competent authorities the records of the data from which the reported information was derived for a period of five years, starting from the end of the reporting year concerned. These records shall also describe the methodology used for data gathering.

2. Each Party shall require the owners or operators of the facilities subject to reporting under article 7 to use the best available information, which may include monitoring data, emission factors, mass balance equations, indirect monitoring or other calculations, engineering judgments and other methods. Where appropriate, this should be done in accordance with internationally approved methodologies.

1. Responsibility*Responsibility for data flows*

Each Party is responsible for organizing its national PRTR activities, taking into account the requirements of the PRTR Protocol.

The Parties collect and register the data on releases and transfers of pollutants per facility in the PRTR on a national level. The transfer of PRTR data should be properly organized to ensure that all quality aspects are met. This means that the allocation of responsibilities to the involved organizations should be based on a transparent framework of agreements. Streamlining the data transfer can be encouraged in several ways and on different levels of aggregation. In general, three levels can be distinguished: the facility level, the competent authority level, and the national government level of the Party.

Many Parties have already different authorities responsible for the collection of data on releases and transfers from facilities. For example, for small facilities, municipal and regional authorities are often the competent bodies, whereas the national authorities can be competent for the larger facilities. Also, competence may be related to the type of industrial activity or the type of emission rather than the size of facility/installation. Either way, a Party should assign one competent authority for the PRTR and arrange the data flows between the different authorities involved.

Responsibility of facilities

The owners or operators of annex I facilities that are subject to reporting to the PRTR are responsible for:

- (a) The collection of the data needed to determine the facility's releases and off-site transfers (art. 9, para. 1) using the best available information, which may include monitoring data, emission factors, mass balance equations, indirect monitoring or other calculations, engineering judgments and other methods. Where appropriate, this should be done in accordance with internationally approved methodologies (art. 9, para. 2);
- (b) Keeping records that describe the methodology used for determining the facility's releases and off-site transfers (art. 9, para. 1);
- (c) Storing the records of the data from which the reported information was derived available for the competent authorities for a period of five years, starting from the end of the reporting year concerned (art. 9, para. 1);
- (d) Assuring the quality of the information that is reported (art. 10, para. 1);
- (e) Reporting to the competent authority.

Responsibility of competent authority

The competent authority is responsible for collecting the reports on releases and transfers of pollutants of the annex I facilities under their area of authority;

- (a) Performing quality assessment, validation (and if possible verification) with regard to the collected PRTR data of the annex I facilities on releases and transfers of pollutants;
- (b) Determining the releases and transfers of pollutants of the below threshold facilities of annex I;
- (c) Collecting the data related to diffuse sources as, e.g. the releases and transfers of pollutants of other sources;
- (d) Publishing the PRTR data on a publicly accessible website.

2. Methods of reporting and transmitting data and software solutions*Submitting facility data*

Parties can use software tools to facilitate and streamline the data collection. Facility data on releases and transfers of pollutants can be submitted by:

- Electronic submission, e.g. over the Internet;
- Magnetic or optic media like floppy disks or CD-ROMs;
- Paper forms.

Submission of the facility data to the competent authorities in an electronic form is the most preferable and allows for an automated data flow. An electronic tool can also be enhanced with checks on consistency. Letting facilities submit paper forms to the PRTR is the least preferred way, as it is the most costly to process and automate and is the most prone to errors.

Parties can choose to provide an electronic tool for submitting the facility level data or letting software vendors develop commercial solutions that deliver the data in the required format. The recent reporting to European Pollutant Emission Register (EPER) is an example of this. A steadily increasing number of countries have developed their system for data reporting and transfer from industry to the competent authorities. The USEPA, which is responsible for the Toxics Release Inventory (TRI), also gives guidance on table and data formats to software vendors to develop third party solutions.

Relational databases for PRTRs

A PRTR could be stored in an integrated relational database with data on releases and transfers of pollutants. A relational database consists of a collection of tables, each having a unique name. A table includes relationships with other tables forming a relational database.

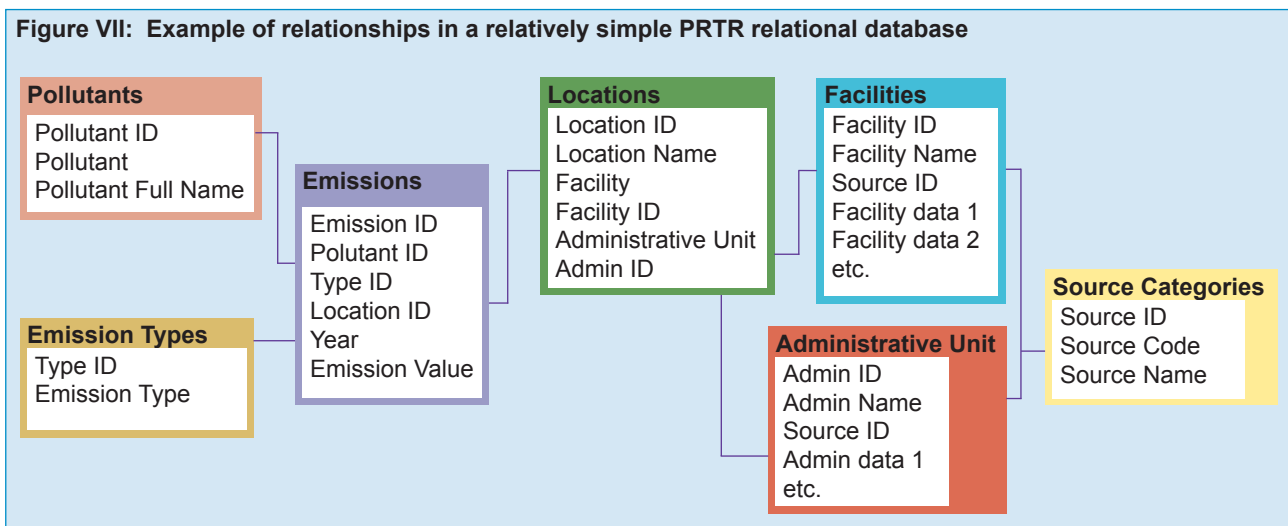
A relational database structure could support quality assessment and quality control issues and prevent a broad range of copying and typing errors by screening data during its input. Exchange of data should be in open formats, such as like XML. XML (Extensible Markup Language) is a simple, flexible text format derived from the Standard Generalized Markup Language (SGML) (ISO 8879). XML plays an important role in the exchange of a wide variety of data on the Internet and elsewhere.

A relatively simple relational database could be built around the structure as given below. Each emission record contains:

- (a) A link to a list of pollutants, containing all properties and attributes of each pollutant, such as:
 - Thresholds;
 - CAS numbers;
 - Global warming potential; or
 - Associated types of release;
- (b) A link to a list of emission types (emissions to air, emissions to water, offsite transfers of waste water, offsite transfers of waste);
- (c) A link to a list of locations, that either are:
 - Facilities for above threshold annex 1 facilities; facility properties and attributes are stored in a table “facilities“; or
 - Administrative units (competent authorities: municipalities, provinces, etc.); administrative unit properties and attributes are stored in a table “Administrative Units”;
- (d) Each facility and administrative unit contains a link to a list of source-categories.

An example of such a structure is illustrated in figure VII.

Figure VII: Example of relationships in a relatively simple PRTR relational database



In developing a PRTR, special attention has to be paid to data security. The data in the PRTR website is to be marked as read-only and is only to be modified by an authorized senior officer of the publishing authority.

B. Quality assessment

Box 31: Article 10 – Quality assessment

1. Each Party shall require the owners or operators of the facilities subject to the reporting requirements of article 7, paragraph 1, to assure the quality of the information that they report.
2. Each Party shall ensure that the data contained in its register are subject to quality assessment by the competent authority, in particular as to their completeness, consistency and credibility, taking into account any guidelines that may be developed by the Meeting of the Parties.

Data validation

Validation is an important part of quality assessment, or quality assurance and quality control (QA/QC). Quality assessment is a system of routine activities, to measure and control the quality of the PRTR data as it is being developed. The QA/QC system should be designed to provide routine and consistent checks to ensure data integrity, correct-

Linking of PRTR data with geographical information enables the spatial representation of emission data and loads, either in administrative sectors (e.g. provinces, municipalities, water boards), in a grid structure or in a catchment area.

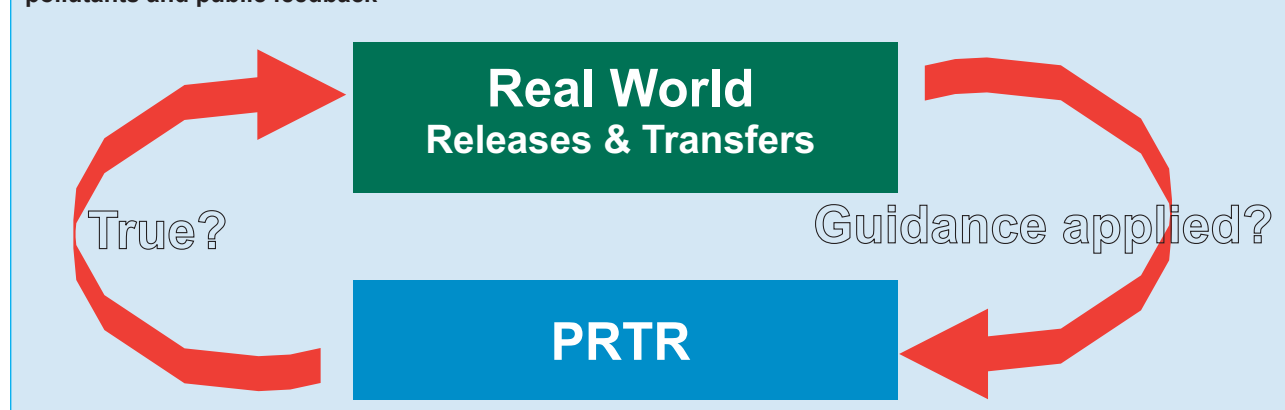
estimating uncertainties, archiving information and reporting. Also validation could include planned systems of review procedures conducted by personnel not directly involved in the PRTR compilation/development process.

Figure VIII illustrates the general principle of quality assessment of PRTR data on releases and transfer of pollutants. Public feedback can contribute to quality assessment.

The data validation is the responsibility of the Parties. Before publishing the data in the PRTR, the Parties should ensure that the data is complete, consistent and reported according to the requirements of the PRTR Protocol and its guidance document.

Validation by the Party focuses on whether or not guidance has been applied correctly. This does not exclude that further sources of information (such

Figure VIII: Illustration of the general principle of quality assessment of PRTR data on releases and transfer of pollutants and public feedback



ness, and completeness; to identify and address errors and omissions; and to document and archive PRTR data and record all QA/QC activities.

Validation activities include general methods such as accuracy checks on data acquisition and calculations and the use of approved standardized procedures for emission calculations, measurements,

as “ground-truthing”), while important, are not part of a data collection and dissemination process of a PRTR (see figure VIII) but can be used for an error-management procedure.

Issues related to QA/QC and data validation and quality assessment are completeness, consistency and credibility of the data on the releases and

transfers of pollutants. Completeness can be defined on two aspects:

- (a) Information on all (expected) emissions;
- (b) All information that is material to users for assessing the reported data on releases and transfers of pollutants. This information should appear in the report in a manner consistent with the declared boundaries, scope and time period.

Consistency is the unambiguous and uniform use of definitions, source identification and methodologies for the estimation of emissions over several years to allow trend analysis. By using standardized formats, Parties will be able to compare the data with previous data. As facilities might be bought and sold, owners might differ from year to year. Parties are recommended to use a facility identifier that will be consistent over time despite such changes in ownership.

Credibility refers to the trustworthiness, authenticity or reliability of the data. In the context

of PRTRs' consistency and credibility are closely linked. If the approaches and data sources used in an inventory development project are considered consistent, then users will have an acceptable degree of confidence in the emissions data developed from those techniques.

Another important issue is transparency. Transparency supports credibility and consistency and is used to represent the condition of being clear and free from pretence. For the interpretation of the data on releases and transfers of pollutants, it is important to know how the data collection was performed, how the releases and transfers of pollutants were measured or estimated, which methodology and emission factors were used to estimate emissions, what the units of the reported data are, and to have confirmation that validation was done by the competent authorities. It is the responsibility of the Parties to establish the reporting requirements for industry and the methodologies to be used.

Box 32: Techniques for data validation

Techniques for data validation that can be used are:

- Format checks
- Completeness checks
- Reasonableness checks and limits

Format checks are to ensure that correct formats are used throughout the process of collecting the data of the releases and transfer of pollutants. These checks can be used in the submission of facility level data and also in establishing data of other and diffuse sources.

Completeness checks are to confirm that (a) estimates are reported for all source categories and to check that known data gaps that result in incomplete source category emissions estimates are documented; and (b) that all information for assessing the reported data on releases and transfers of pollutants is available and consistent with the declared boundaries, scope, and time period.

C. Data presentation

The PRTR offers an aggregated overview with the national totals of all reported releases and transfers. Presentation of these data must be in both aggregated and non-aggregated form (art. 5, para. 1) along two dimensions as:

- Pollutants
- Activities.

The reports with aggregated national totals can be used for other international protocols and will reduce duplication of efforts.

The PRTR register must present the information on releases of pollutants from diffuse sources in an adequate spatial disaggregation (art. 7, para. 7). For

this, geographic information systems (GIS) can be used. A GIS is a powerful tool which presents layers of information in a geographical way.

This implies that the releases and transfers of pollutants of annex I facilities connected with their geographical co-ordinates are shown on the maps, e.g. England and Wales' In Your Backyard and the U. S. Toxics Release Inventory, but not all national systems have done so. In the relational database structure of figure II, such geographical co-ordinates could be stored as properties of the locations (facility or administrative unit).

Box 33: What's in Your Backyard? Online access to spatially disaggregated information

Environment Agency's website "What's in Your Backyard" is an example of a PRTR with spatial disaggregation. The website gives on-line access to a range of environmental information for England and Wales, including the Pollution Inventory, which is a PRTR of facilities. Information on pollution hazards of waste facilities, water quality, discharges to sea, floodplains and landfill sites can also be accessed.
[<http://www.environment-agency.gov.uk/maps>]

D. Timetable

The PRTR Protocol sets forth an annual reporting cycle obligation for Parties. However, in consid-

Box 35 gives the reporting timetable for the Pollution Inventory of England and Wales.

Box 34: Article 8, paragraph 1 – Reporting year

1. Each Party shall ensure that the information required to be incorporated in its register is publicly available, compiled and presented on the register by calendar year. The reporting year is the calendar year to which that information relates. For each Party, the first reporting year is the calendar year after the Protocol enters into force for that Party. The reporting required under article 7 shall be annual. However, the second reporting year may be the second calendar year following the first reporting year.

1. One-year gap between the first reporting year and the second reporting year

Article 8 establishes an annual reporting cycle. Nevertheless, for the second cycle, the PRTR allows that the second reporting year may be the second calendar year following the first reporting year. This option is initially conceived for Parties that would have to put in place a PRTR for the first time and build up the organizational structure from scratch.

eration of the problems that some Parties may have in setting up a PRTR, including compiling and validating the necessary information, the PRTR Protocol establishes flexibility in incorporation and publication of PRTR data. Parties that are economic integration organizations, such as the European Community, report according to a different timetable.

2. Exception for the regional economic integration organizations

As in the case of the reporting cycle, the two-year option is thought to be useful for Parties that would have to put in place this type of register for the first time.

Box 35: Reporting timetable for Pollution Inventory of England and Wales

(Competent authority: the Environment Agency of England and Wales)

- Legal notice valid for 3 years issued to operators of permitted facilities requiring annual mass emissions to be reported against a standard substance list. Issued by 31st March 2005 and 2008
- Reminder letters sent annually to operators by 20th December
- Data submitted by operators (either electronically or on paper forms) between 1st January and 28th February each year following the reporting year in question
- Data on paper forms entered into database by EA staff by 31st March
- Data validated by EA staff by 5th April
- Overview data reviewed and outstanding problems resolved by 30th April
- Data extract prepared for 'What's in your backyard' and published annually by 31st July

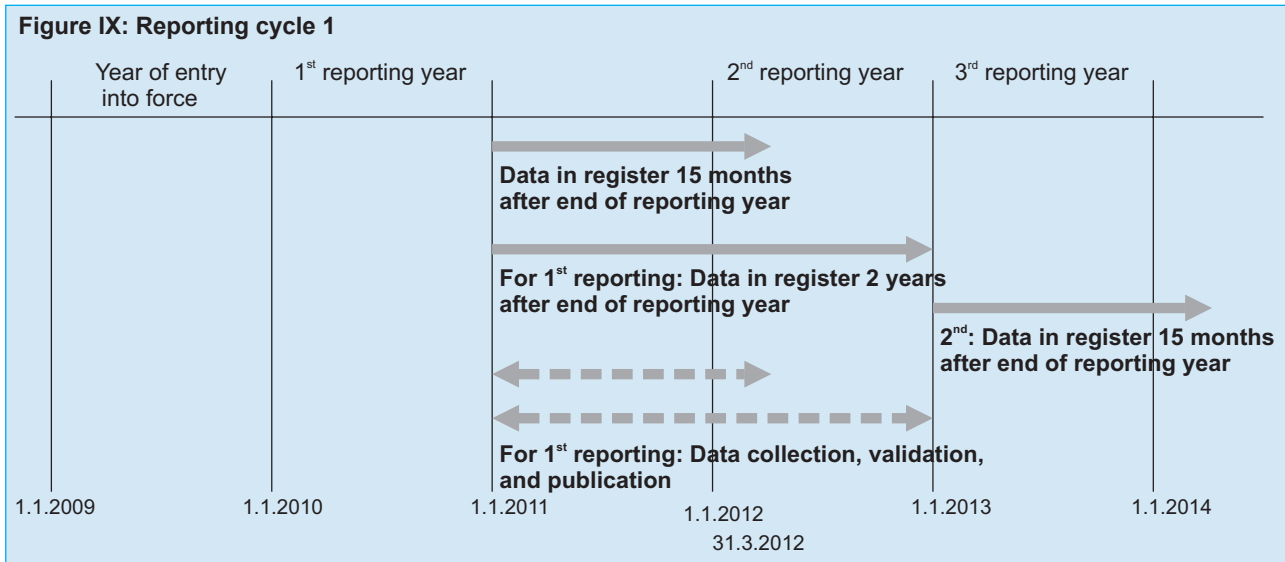
Box 36: Article 8, paragraphs 2 and 3 – Reporting time table continued

2. Each Party that is not a regional economic integration organization shall ensure that the information is incorporated into its register within fifteen months from the end of each reporting year. However, the information for the first reporting year shall be incorporated into its register within two years from the end of that reporting year.
3. Each Party that is a regional economic integration organization shall ensure that the information for a particular reporting year is incorporated into its register six months after the Parties that are not regional economic integration organizations are required to do so.

3. Proposed timetable

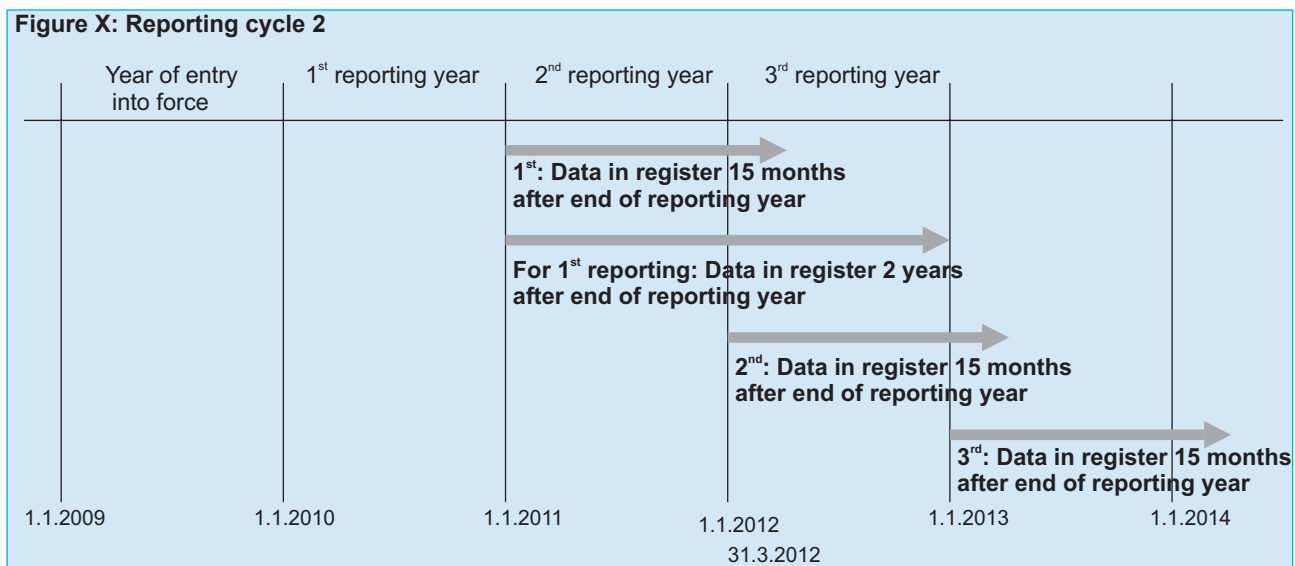
Concerning the first reporting year an example is given below (presuming that the Protocol enters into force for the Party in 2009):

should clearly establish a calendar for data collection, validation and publication. The validation of data may take time, so Parties should make realistic calendars and make them publicly available.



If a Party does not need the two years to publish its data, the following example shows the “Reporting Cycle” according to article 8 of the PRTR Protocol in this case:

Data compilation could take place during the first six months of the year following the reporting year, i.e. from January until June. Companies will then have to collect data on their



The publication and dissemination of PRTR data is the end of a long process which starts with the collection of data from the reporting facilities, the validation of data from the competent authorities, and the final publication in the register. Each party

releases and transfers and communicate them to the competent authority.

Data validation could take place during next six months of the year following the reporting year. This

validation may entail in many cases going back to companies and asking for clarifications or new data.

Data publication could take place in the first three months of the year after the next reporting year. For decentralized systems, the central competent authority may first have to gather all national information from the regional authorities.

Countries making use of the option of skipping one year can develop other calendars, e.g. data could be collected during the year after the reporting year, nine months could be used for the validation of data, and publication could take place during the last three months.

*Data
Dissemination
and Public
Access*

VI. Data Dissemination

A. Making PRTR data accessible

The PRTR Protocol's main objective is to enhance public access to information (art. 1). The Protocol was created on the basis of article 5, paragraph 9, of the Aarhus Convention and is part of the Convention's pillar on access to information and in particular the dissemination of environmental data. Data accessibility is therefore one of the crucial issues for proper implementation of the Protocol.

The obligations set forth in the Protocol can be summarized as follows:

- (a) The information is easily publicly accessible by electronic means, and when this is not possible, by effective non-electronic means;
- (b) The information contained in the register is accessible without having to state an interest;
- (c) Access to the information contained in the register is free of charge.

Different parts of the Protocol affirm that the register is meant to be an electronic database and it should therefore to be accessible by electronic means. Alternatives are to be provided where this is not possible. This obligation, however, does not refer to the dissemination as such of the data contained in the register but to the accessibility of the register.

Accessibility is a broad term that implies not only physical access to the information but also presentation of that information in a form that is easy to use and understand. Accessibility entails that the register (as an electronic database) is easy to find; that the public can easily locate specific information they are interested in within the register; and that such information is presented in a way that is comprehensible (i.e. not presented in an obscure fashion). This applies both to registers accessible via electronic means and registers accessible by other effective means.

It is clear that the Parties should aim at establishing a system where the PRTR information is

disseminated through an easily accessible, user-friendly website. However, this will not always be possible due to economic and technical constraints. From the wording of the Protocol, it also seems clear that Parties should always leave open the possibility for access upon request. This interpretation is also in line with the Aarhus Convention.

1. Electronic means

Article 11, paragraph 1, of the Protocol provides that Parties should ensure that the Register is publicly accessible, primarily via direct electronic access through public communication networks. The goal behind this article is a computerized register, the information of which is available through the Internet (or in the future other more developed public communication networks). In fact, the Internet is specifically mentioned in article 5, paragraph 4. This implies the creation of a website which provides access to all the PRTR information. Furthermore, an electronic database available through the Internet is the most suitable form to ensure that the information is "continuously and immediately available" (as the Protocol intends).

According to article 4, subsection (h), the design of the register, and therefore, the website, should be user-friendly and ensure accessibility. The way the information is presented should be a reflection of the structure of the register, allowing for individual searches by pollutant, media, facility and geographic areas. The European Pollutant Emission Register (EPER) website pictured below provides an example. The user-friendliest formats are probably interactive electronic maps or geographic information systems (GIS) where the user can identify his/her neighborhood and the locations of reporting facilities (as coloured spots) close to that area. Further links, with information about the facility, pollutants and so on, could be then accessed through this first identification.

In order to ensure that the accessibility is effective, the Party should inform potential users of the existence of the website and the register along with the places where it can be consulted, for example, via mass media.

internationally more widespread language, such as English.²⁴

Article 11, paragraphs 2 and 3, introduce the obligation to provide this information without an

Box 37: European Pollutant Emission Register digital map (detail)

The screenshot shows the EPER website interface. At the top, there is a navigation bar with the EPER logo and the text 'The European Pollutant Emission Register'. Below this, there is a search bar and a language selector set to 'English'. The main content area is titled 'Map search' and features a map of Europe with numerous colored dots representing industrial facilities. The dots are color-coded according to the 'Filters' panel on the right, which includes categories like '1 Energy industries', '2 Production and processing of metals', etc. The 'Filters' panel also has options for 'Show facilities in activity' and 'Show emissions to' (Air, Water, Both). The 'Year' is set to 2004 and the 'Map' is set to Europe. A 'Print map' button is visible in the top right corner of the map area.

Welcome to EPER !
 EPER is the European Pollutant Emission Register - the first European-wide register of industrial emissions into air and water. It gives you access to information on the annual emissions of approx. 9,200 industrial facilities in the 25 Member States of the EU as well as Norway mostly for the year 2001 and approx. 12,000 facilities in the 25 Member States of the EU and Norway for the year 2004. It lets you group information easily, by pollutant, activity (sector), air and water (direct or via a sewerage system) or by country. It is also possible to see detailed data on individual facilities. You can search by name or by clicking on a map. Alternatively you can look for the sources of a particular pollutant. We hope you enjoy this website and we welcome your questions and comments!

The national PRTR website should be in the national language or languages. In addition, it is recommended to provide at least basic information of interest to the international community in an

interest to be stated and free of charge. This obligation will probably be addressed mainly when dealing with individual requests to access to PRTR data, but it is pertinent to mention it in cases of access to direct electronic means as well.

Box 38: Satellite image of PRTR facility and environs

The screenshot shows a satellite image of a PRTR facility and its surroundings. The image is displayed in a window with tabs for 'Summary', 'Detail', 'Sat. images', 'Time Series', and 'Download'. The 'Sat. images' tab is selected. The image shows a river flowing through an industrial area. A red circle highlights a specific facility. Below the image, there is a scale bar and a 'Print page' button. The text below the image reads: 'Image 2000 satellite images, showing facility and surrounding areas. Some facilities do not have full image coverage. Click on image for full size view.'

When a PRTR website has been developed and is accessible through the Internet, the Party should not ask the public seeking information, as a condition for access to the website, to state why that they want access to the information. While such information cannot be used to control access, it can be useful feedback to be obtained on a voluntary basis.

²⁴ This recommendation is contained in the "Recommendations on the more effective use of electronic information tools to provide public access to environmental information" (ECE/MP.PP.2005.7, annex), adopted at the second session of the Meeting of the Parties to the Convention, in Almaty, Kazakhstan. See <http://www.unece.org/env/documents/2005/pp/ece/ece.mp.pp.2005.2.add.4.e.pdf>.

2. Facilitating electronic access

Box 39: Article 11, paragraph 5 – Publicly accessible locations

Where the information contained in its register is not easily public accessible by direct electronic means, each Party shall facilitate electronic access to its register in publicly accessible locations, for example in public libraries, offices of local authorities or other appropriate places.

The wording of the article clearly refers to cases where a register is cases where a register is “not easily accessible by direct electronic means”. The Protocol foresees here situations where it is not easy to access electronic tools, such as computers, or where connection to the Internet is not easy. This could be the case in many countries where the Internet is only accessible for a limited sector of the population at reasonable price.

In these cases, the Parties must facilitate electronic access in publicly accessible locations. The Protocol provides two examples: public libraries and offices of local authorities. Such access has to be made publicly known, for example by posting on the portal website of the library (computer desktop) the link to the PRTR.

Box 40: Public locations for environmental information

The Organization for Security and Co-operation in Europe (OSCE) Centres: On 26 February 2004 OSCE made a call for the creation of a network of environmental centres to be set up in five Central Asian States (at the Third Regional Seminar on the Implementation of the Aarhus Convention in Central Asia, held in Dushanbe). These centres could also provide information on PRTRs as well as access to PRTR websites.

The Ireland ENFO Centre: ENFO is a national service that disseminates information on environmental matters. Information materials produced by ENFO are available in many public offices throughout the country, including local authority offices, public libraries, motor tax offices and some university and school libraries. ENFO also prepares teacher resource packs. Its website provides a searchable library database, environmental tips for the home, thematic materials, and links to the websites of environmental agencies, businesses and NGOs. This website is in both English and Gaelic.

Opportunity for using other public locations may differ from one country to another. These public locations can include the offices of regional authorities (in particular those in charge of environmental issues), regional ministries of environment, regional and national environmental agencies and authori-

ties, universities, or even at city halls. The location should be in a place where the public would logically and naturally go to obtain environmental information. This possibility could also be expanded to places where health information can be obtained.

3. Accessibility upon request

The second possibility foreseen by the PRTR Protocol, in cases where PRTR information is not easily publicly accessible by direct electronic means, is accessibility upon request. In this case, the person wishing the information must ask for it. This is the case not only where there is no accessibility through electronic means because the register is not available as an electronic database on the Internet, but also where the Internet is not easily accessible by the public.

The procedure is very similar to that under the Aarhus Convention in that any person wanting to obtain information contained in the PRTR will have

Box 41: Article 11, paragraph 2 - Accessibility upon request

Where the information contained in its register is not easily publicly accessible by direct electronic means, each Party shall ensure that its competent authority upon request provides that the information by any other effective means, as soon as possible and at the latest within one month after the request has been submitted.

access without having to explain why he/she wants to have access to that information. It is important that there be a clear competent authority to whom the person can address his/her request. The authority that is responsible for managing the PRTR may be designated to be responsible for handling the requests for information. Accessibility of the competent authority has to be ensured, for example by making its name and email, address or telephone number available. Another possibility is to create hotlines or information points where the public can obtain information about the person responsible or even PRTR data.

Once the information has been requested, the competent authority is obliged to answer within one month. The objective is to ensure that the public is informed in a prompt manner. In many cases, this will depend on the means used to transfer the information, which will have to be adapted to the necessities of the person requesting the information.

Box 42: Requesting information in the United Kingdom

The Environment Agency of England and Wales includes on its website a section on "Your right to know", with specific information on the "How to make a request for information" toolkit. This includes a telephone number, links to make a request for information online or to find the local office, an enquiry form, and the address of the nearest Environment Agency office. [<http://www.environment-agency.gov.uk/aboutus/1105530/310151>]

If the information requested is already available and does not require any preparation from the public authority, the time limit should considerably be reduced. If some elaboration is required or the authority addressed does not hold the information, the time limit of one month may be reasonable.

4. Other means

PRTR is, or aims to be, an electronic database. Above that, it appears that other means to disseminate PRTR information are used in practice.

Most countries that have PRTRs or similar systems publish annual PRTR-based reports (including the United States, the United Kingdom, Netherlands, Canada and now the EU under its EPER system). These reports summarize the information at the national level and also include analyses and describe trends, as well as providing some comparison of facilities and regions and identifying the largest pollutant or the most polluted regions. These reports can reach specific sectors of the public, provide

overview information, and also reduce the costs of having to deal with particular requests for information.

In countries where computers are scarce or access to Internet is difficult, paper versions are even more important for dissemination of the PRTR data. Such reports will also facilitate the authorities' task of fulfilling requests for information. When the person requesting access to PRTR data has a computer but not access to the Internet, for example, a CD-ROM containing the PRTR information and maps can be a solution.

When such electronic supports do not exist, the Party should prepare paper versions of national information or more specific information affecting an area. In many cases, the paper versions cannot be as comprehensive or detailed, or if they are, not as easy to read as the Internet or electronic versions.

Electronic versions provide multiple tools for research and allow for compilation of information in ways not always be possible in paper versions. Annual reports (at the national, regional and/or local level) that compile PRTR data and address issues that could be of importance for the general public may ease dealing with requests for information.

Other means of dissemination include the provision of PRTR information and analyses based thereon to the media or via television teletexts.

Box 43: Making PRTR information available through reports

The CEC's **Taking Stock**: The North American Commission for Environmental Cooperation (CEC) is an international organization created by the North American Agreement on Environmental Cooperation, the environmental side agreement to the North American Free Trade Agreement (NAFTA), signed by Canada, Mexico and the United States. The CEC publishes Taking Stock, an annual trinational report on chemical pollution from industrial facilities.

Taking Stock 2001 is the eighth in the CEC's Taking Stock series on sources and management of industrial pollutants in North America. Its analyses are based on 1995–2001 data from the U.S. Toxics Release Inventory (TRI) and the Canadian National Pollutant Release Inventory (NPRI). Results from 2001, and trends over the seven years from 1995 to 2001 and from 1998 to 2001 are presented. (In English, French and Spanish)

EPER Review Report: According to the EPER decision, the European Commission reviews the reporting process and its results after each reporting cycle. The second EPER Review Report evaluates 2004 reporting and data delivered in the then 25 member States as well as Norway.

Spanish regional reports:

Spain has so far not developed a GIS system for PRTR information, but each Autonomous Community has developed reports with facility information, similar to what could be obtained from a PRTR website. These reports provide an example of a first step for a system where a website is not fully operative or where Internet access is not widely spread.

5. Costs to Users

In principle, and according to article 11, paragraph 3, access to PRTR information is free of charge. However, article 11, paragraph 4, allows the Parties to charge up to a reasonable amount for reproduction of and mailing the specific information requested. This could be the case for example, when the competent authority has to develop a specific report or CD-ROM or has to mail the requested information to the concerned person.

The Protocol does not specify the maximum amount that could be charged. It only says that it has to be reasonable. Many countries consider that the

charge should not exceed the costs of producing or reproducing the documents. Therefore, if the documents already exist, the only chargeable cost may be the cost of copying and mailing the report.

Box 44: Article 11, paragraphs 3 and 4 - Charges to users

Subject to paragraph 4, each Party shall ensure access to information contained in this register is free of charge.

Each Party may allow its competent authority to make a charge for reproducing and mailing the specific information referred to in paragraph 2, but such charge shall not exceed a reasonable amount.

B. Confidentiality

The objective of the PRTR Protocol is to make information on polluting emission accessible. Although in principle all information available will be disseminated, Article 12 sets forth the conditions under which certain information on the register may be withheld from public view. The article is not mandatory. Each Party can decide whether to apply confidentiality criteria or, on the contrary, to make all emissions data accessible.

The structure of article 12 is very similar to that of the Aarhus Convention's provisions on confidentiality. However, the grounds for confidentiality retained by the Protocol are more limited than those of the Aarhus Convention, which contains three additional grounds for confidentiality compared to the Protocol. The additional grounds were considered

during the negotiations of the Protocol but in the end were discarded as being irrelevant or inappropriate in the context of a PRTR.

Article 12's wording has other differences from its parallel in the Convention, especially in relation to the protection of economic interests as a specific ground for confidentiality. As a consequence of these differences, although the Protocol contains fewer grounds for confidentiality, its article 12 provides greater scope for confidentiality than its homologue in the Convention.

Article 12 of the Protocol contains five exceptions for confidentiality. These are presented in table 14, along with an overview of their use in practice in existing PRTR systems.

Box 45: Article 12 - Confidentiality

1. Each Party may authorize the competent authority to keep information held on the register confidential where the public disclosure of that information would adversely affect:
 - (a) International relations, national defense or public security;
 - (b) The course of justice, the ability of a person to receive a fair trial or the ability of a public authority to conduct an enquiry of a criminal or disciplinary nature;
 - (c) The confidentiality of commercial and industrial information, where such confidentiality is protected by law in order to protect a legitimate economic interest;
 - (d) Intellectual property rights; or
 - (e) The confidentiality of personal data and/or files relating to a natural person if that person has not consented to the disclosure of the information to the public, where such confidentiality is provided for in national law.

The aforementioned grounds for confidentiality shall be interpreted in a restrictive way, taking into account the public interest served by disclosure and whether the information relates to releases into the environment.

The two grounds that are more likely to be claimed by companies or individuals are: (a) confidentiality of commercial and industrial information (art. 12, para.1, subsection (c)); and (b) confidentiality of personal data (art. 12, para.1, subsection (e)). These grounds will be dealt with in more detail below.

a real threat to the commercial or other interest on the company or person alleging the threat. Where a company or an individual invokes a confidentiality ground, the company or individual may be asked to provide reasons to substantiate his/her claim, so that the competent authority can then verify whether there are genuine concerns. If there is no real danger

Ground for exception	Use in practice
(a) International relations, national defense or public security;	Used infrequently
(b) The course of justice, the ability of a person to receive a fair trial or the ability of a public authority to conduct an enquiry of a criminal or disciplinary nature;	Used infrequently
(c) The confidentiality of commercial and industrial information, where such confidentiality is protected by law in order to protect a legitimate economic interest;	Used by companies when information on chemicals substances could give advantage to competitors concerning production process and efficiency: mostly used in pollutant-specific systems in reporting transfers
(d) Intellectual property rights; or	Used by companies when information on chemicals could give advantage to competitors concerning the composition of certain preparations and products
(e) The confidentiality of personal data and/or files relating to a natural person if that person has not consented to the disclosure of the information to the public, where such confidentiality is provided for in national law.	Used by individual farmers operating pig and poultry farms

In order for certain information reported by a company or individual to be kept confidential and not disseminated in the PRTR system, the reporting company or individual may be asked to make a specific request with regard to confidentiality grounds (c), (d) and (e). When a request for confidentiality is made by a facility on one of the article 12, paragraph 1, grounds, the competent authority must take a decision on that request that strikes a balance between the private interest to keep the information confidential and the public interest to know that particular information. The last paragraph of article 12, paragraph 1, requires that the grounds for keeping data confidential must be interpreted restrictively.

Two aspects should be taken into account by a competent authority when dealing with confidentiality claims:

- The public interest served by disclosure;
- Whether the information relates to releases into the environment.

The basic presumption under the PRTR Protocol is that all the information is public. This presumption places the burden of proving the existence of

for the private interest in disseminating the information, the competent authority should refuse the claim and allow the public access to the data.

If the assessment indicates that there is a genuine threat to the commercial or private interest, the competent authority must decide whether the public interest to know the information overcomes the private interest to keep the information confidential. If the information has already been made legally publicly available, e.g. under other programmes, permits or reporting requirements, the confidentiality claim should be refused. This will imply an effort of coordination among different authorities.

In any case, those countries where PRTRs or similar systems are in place report only a few cases per year where it has been decided to keep some information confidential. For example, for the 2000 reporting year in the United States TRI, only 3 out of 91,513 reports were listed as trade secrets reports. For the 1999 reporting year in Canada's NPRI, only 6 out of 8,595 reports were kept confidential.

If a Party decides to allow withholding of information on the basis of one of the article 12, paragraph 1, grounds for confidentiality, it can be helpful to develop specific guidelines on how to apply the exceptions. The guidelines would include: the cases where each ground could apply; how to strike a balance between the public interest for disclosure (in this case, to make the information publicly available in the PRTR website) and the private interest to keep the information confidential; what type of information can be kept confidential, e.g. only the chemical name or only the name/address of the company; and how to present the reasons for the information being kept confidential. However, even with the help of guidelines, the exceptions cannot be automatically applied. In each case, there should be an analysis of each of the claims presented, keeping in mind that the exceptions have to be applied restrictively. The Guidance Document for the implementation of the European PRTR includes in its chapter 1.2.4 several examples how to report in the case of confidentiality.²⁵

In many cases, the facility requesting confidentiality will have a right to appeal a negative decision. The public, however, can also challenge the decision of the competent authority to grant confidentiality under article 14 of the Protocol if, for example, a request for access to data kept confidential is wrongfully refused. More generally, for Parties to the Convention, there should be no doubt about the existence of a right to access to justice in these cases.

1. Confidentiality of commercial or industrial information

Economic interests are the most likely grounds for confidentiality that will be claimed by industrial facilities. In fact, this has been almost the only reason for granting confidentiality in countries with PRTRs or similar systems.²⁶

The wording of this provision in the Protocol is slightly different than the wording of the Convention and it provides broader ground for confidentiality. The Convention states that: “A request for environmental information may be refused if the disclosure would adversely affect (...) (d) the confidentiality of commercial or industrial information, where such confidentiality is protected by law in order to

protect a legitimate economic interest. Within this framework, information on emissions which is relevant for the protection of the environment shall be disclosed”.

Article 12 of the PRTR Protocol states:

- “1. (c) The confidentiality of commercial and industrial information, where such confidentiality is protected by law in order to protect a legitimate economic interest”;
- “2. Within the framework of paragraph 1(c), any information on releases which is relevant for the protection of the environment shall be considered for disclosure according to national law.” (*emphasis added*)

In the context of the Convention, once proved that the information is relevant to the protection of the environment (and in the case of PRTR this is obvious), the information has to be disclosed. In the context of the Protocol, once proved that the information is relevant for the protection of the environment, the information shall be considered for disclosure, and thus submitted to an evaluation in order to consider whether it should be disclosed or not. This provides greater potential for granting confidentiality.

The difference is related to the different contexts of the Convention and the Protocol. The Convention refers to confidentiality in terms of passive dissemination (access to information upon request), whereas the Protocol does so in terms of active dissemination. Therefore, as a prior step, it is up to the competent authority responsible for PRTR data to decide whether the data concerned should be made publicly available or not. At the same time, in the context of the Protocol, all information included in the Register will intrinsically be relevant for the protection of the environment, due to the purposes and functioning of this type of register. This could explain the difference in the wording, as application of the same wording as in the Convention will mean that the exception would be virtually inapplicable in practice.

In the case of off-site transfers, confidentiality on the ground of commercial and industrial interest would only be relevant when the information could

²⁵ See <http://www.prtr.ec.europa.eu>.

²⁶ The importance of this ground of confidentiality is clear. For instance, the Commission for Environmental Cooperation (CEC) of North America, in the framework of its North American Pollutant Release and Transfer Register (PRTR) Project, issued a paper on Confidential Business Information comparing U.S., Canadian and Mexican systems (Issue paper #2: “Confidential Business Information”, December 2002).

serve to deduce by chemical inversion the production process and efficiency of the facility, and this could only happen in pollutant-specific reporting.

The competent authority should in any case bear in mind the obligation to restrictively interpret the grounds for confidentiality. As shown earlier in this section, cases where data has been kept confidential on the grounds of trade secrets are few.

Box 46: Forms for Claiming Trade Secrecy

The USEPA has developed a five-page form for claiming trade secrecy of information to be submitted to the TRI. If the USEPA determines that the claim is frivolous, it may assess a penalty of up to \$25,000 per claim. If the information provided is false or misleading, the claimant can be punishable with a fine and/or imprisonment.

2. Presentation of information kept confidential

Box 47: Article 12, paragraph 3 - Stating reason for withholding confidential information

Whenever the information is kept confidential according to paragraph 1, the register shall indicate what type of information has been withheld through, for example, providing generic chemical information if possible, and for what reason it has been withheld.

The presentation of information that has been kept confidential may vary depending on the type of information. Where the name of the chemical is kept confidential, the chemical family or similar generic information should be provided. For example, one proposal to group the 86 pollutants into broad categories would list: heavy metals (nos. 17–24), gaseous substances (nos. 1–11, 14–16), pesticides (nos. 25–30), chlorinated organic substances/parameters (AOX, trichloromethane, dioxins, etc.), other organic substances/parameters (anthracene, benzene, PAHs, etc.) and other inorganic substances/parameters (hydrogen cyanide, total nitrogen, PM₁₀, chlorides, etc.).

Where personal data is kept confidential, all information except the name, address of the operator/owner and the geographical location of the

facility should be given. Geographical information might be presented at a broader scale than in other cases (e.g. 10 km instead of 1 km), or at least the region where the facility operates. However, restrictions should only be foreseen where this is necessary to protect the personal data.

In any case, the register should clearly mention, maybe in the portal of each search, the number of cases where confidentiality has been applied and the reasons for which the information has been withheld. The explanation should not be limited to indicate the ground that has served to withhold the information, i.e. protection of economic interest. Rather, it should explain the reasons for which it was considered that disclosing the information will negatively affect the economic interest of the facility and the inexistence of an overriding public interest. For example, one legitimate ground could be that disclosure of the name of the chemical plus the quantities released will allow competitors to deduce by chemical inversion the production process and efficiency of the facility.

Box 48: Limiting confidentiality

In some countries, a form has been created for confidentiality claims, and only some specific data can be kept confidential.

For example, in the United States only the chemical name can be kept confidential on the basis of commercial and industrial interest. All other information, such as the facility name and address and the amounts of releases and transfers, is included in the database. A generic name for the chemical is substituted.

The proposal for a Regulation to establish a European PRTR refers to Directive 2004/3/EC on Access to Environmental Information when dealing with confidentiality. It seems that the intention is to broadly interpret "information relating to emissions" and therefore not to allow confidentiality claims based on commercial and industrial information or protection of personal data. (However, some concerns exist about the way Directive 2004/3/EC will work once combined with Directive 95/46/EC on protection of personal data.)

C. Using PRTR information

PRTR data are useful for all sectors of society, including government, enterprises, NGOs, other stakeholders, workers or the general public.

- **General public:** PRTR data will help the public to be better informed and therefore to better participate in the decision making process for environmental issues. This will enhance democracy in general and environmental democracy in particular. The public may also pressure poorly performing companies to improve contributing to pollution reduction. PRTR data will help the public have information about pollution in their neighborhoods and thus to gain knowledge of local health issues.
- **Governments:** PRTR data are useful to monitor facility compliance with permit requirements as well as national implementation of international commitments, such as plans for the reduction of greenhouse gas emissions. For example, PRTR systems could be linked to data needed for national and international emissions trading schemes. PRTR data help to identify activities that contribute to a specific environmental problem and consequently adopt more efficient regulatory action.
- **Enterprises:** Reporting and estimation models will help companies to gain a better idea of their performance and efficiency, thereby stimulating the introduction of more efficient processes which will in turn increase competitiveness. Furthermore, as information is provided for all facilities, PRTRs will help companies to better compare their performance with that of their direct competitors, creating an incentive for action (investment in more efficient technologies and processes). Making releases and transfers information publicly available will help to increase company accountability.

1. Putting PRTR information into context

The PRTR Protocol is mainly a tool for the public. PRTR data can only be useful if properly explained and put into context. Lay persons have to be able to approach PRTRs and the data in order to make analyses and draw conclusions. If those to

whom it is addressed are unable to understand it, they will not be able to use it. A clear and attractive presentation of the data is essential to give incentives to the public to approach and use PRTRs.

Box 49: Showing how PRTR data can be used

USEPA prepared in May 2003 a paper on “How are the Toxic Inventory Release Data Used” containing success stories from governments, academia, business and citizens on the use of PRTR information. See http://www.epa.gov/tri/guide_docs/2003_datausepaper.pdf.

As mentioned above, accessibility also entails that the information is understandable for all who consult a PRTR. This is especially important for information in PRTRs, as many pollutants are not well known to lay persons. Putting PRTR information into context is implicit in the obligation to make PRTR information accessible. As mentioned before, cooperation with NGOs, civil organizations and the industrial sector will enhance the accessibility of the PRTR system by identifying the users’ needs.

- **Explanations of pollutants:** Explanations should be geared to the general public. For example, clicking on a pollutant name, a box or a link to another website could provide users with the information to understand the type of substance and its properties.
- **Pollutant effects on health (environmental quality and impacts):** No direct health risk information can be given by a PRTR, but information on a pollutant should be supplemented by a clear explanation of its relationship to health effects. Many countries already have experience providing information on levels of ozone and other local air pollutants. Similar information can be provided for each pollutant including also the levels at which the pollutant is considered a health risk.
- **Economic sectors and permit requirements:** Descriptions of the weight of an economic sector in contributing to total emissions of certain pollutants can also be useful for the general public, especially for pollutants that are of general concern.

Box 50: Putting PRTR information into context

The Environment Agency of England and Wales and Friends of the Earth (an NGO) worked together to improve the official inventory of industrial emissions, adding a GIS for users to locate polluting facilities as well as other features. This cooperation was a success, and with the improvements Friends of the Earth closed its own Factory Watch website.

The resulting Pollution Inventory provides fact sheets on pollutants in the “What’s in Your Backyard” glossary. The information includes:

- (a) Symbols indicating the potential hazards of each substance (e.g. health effects, local effects, global effects);
- (b) Sources;
- (c) Chemical classification;
- (d) The scientific name, alternative and trade names;
- (e) CAS number;
- (f) Why the substance was selected for the Pollution Inventory;
- (g) Physical properties;
- (h) Potential uses;
- (i) Standard risk phrases;
- (j) Links to further information;
- (k) Controlling legislation and international agreements.

2. Linking PRTRs to supporting information**Box 51: Article 5, paragraph 5 – Providing links to relevant databases**

Each Party should provide links, in its register to its relevant existing publicly accessible databases on subject matters related to environmental protection.

Since PRTRs are intended to be electronic databases, PRTR websites have the potential to become portals to environmental information, linking not only different PRTR data but also other relevant environmental and ancillary information that may be spread over different databases whose existence is not well known to the public. The PRTR Protocol has foreseen this and suggests (though this is not an obligation) that Parties link their PRTR systems to other accessible databases on subject matters related to environmental protection.

Links to supporting websites dealing with health and pollutants issues could include (see more details in chapter VII):

- International organizations dealing with PRTRs or other pollutant emissions or release data and methods: In addition to UNECE website, other links can go to OECD, UNITAR, the Inter-Organizational Programme for the Sound Management of Chemicals (IOMC), North American Commission for Economic Cooperation and WHO.

- Issues of direct interest for the purposes of a PRTR: for example, to registers of chemicals covered by international conventions, such as the Stockholm Convention on POPs and to international health and environment guidelines.

3. Links to Companies and Civil Society

While it is important to put PRTR data into context, sometimes it is difficult to provide all the information in a single website. Links to company and NGO websites can provide further information.

This can help to address concerns expressed by some companies that presentation of isolated PRTR data can create misleading impressions of their environmental performance. Links could be provided to company websites that put the information into context. Each company’s site could describe, for example, the conditions of its permit or whether it is releasing pollutants within or below the permit requirements.

Box 52: Providing links to supporting information

The United Kingdom Pollution Inventory website links not only to other national and international PRTR websites but also to international conventions dealing with specific substances, guidance documents, other national agencies providing additional information, such as the Department for Environment, Food and Rural Affairs, NGOs working in a specific area (for example links to Environmental Defense’s Scorecard), and even scientific institutions or companies where further information can be obtained.

Other links could be provided to NGOs and other associations that use PRTR data: their sites could provide more information about the significance of the data, including health effects and name and shame efforts related to the PRTR Protocol or to the Aarhus Convention in general.

4. Links to other PRTR databases

The PRTR is supposed to be a computerized database. However, the PRTR Protocol allows for the Parties to link several databases where relevant PRTR information can be found, allowing Parties cost savings in putting in place a PRTR system. A national PRTR website thus might simply be a link to a regional PRTR website. Parties that already have in place specific registers or websites dealing with pollution, for example in a specific media such as air, may wish to link these into a national PRTR.

5. Internet links that could be included in a PRTR web site

Other national, regional or international PRTR websites: Parties have the obligation to provide links to PRTRs of other Parties. Where feasible, Parties are also obliged to provide links to PRTRs of countries that have not ratified the PRTR Protocol. These links could include the future E-PRTR, the U.S. TRI, Canada's NRPI, the Netherlands, United Kingdom,

Japan, Australia, and so on. The creation of regional PRTRs could reduce the efforts and therefore the costs for many countries in setting up a PRTR (see chapter VII, section C).

Box 53: Obligation to provide links to other Parties' PRTRs

Article 4

In accordance with this Protocol, each Party shall establish and maintain a publicly accessible national pollutant release and transfer register that: ... (j) is a structured, computerised database or several linked databases maintained by the competent authority. (emphasis added)

Article 5.6

Each Party shall provide links in its register to the pollutant release and transfer registers of other Parties to the Protocol and, where feasible, to those of other countries. (emphasis added)

Other register websites: Parties can also provide links to specific registers dealing with other issues related to environmental protection in general and more precisely to pollution. These websites can be national or international. Examples include, for air pollution, the EMEP website and existing websites on accidental releases or diffuse sources of pollution at national or regional level (even if not in a format complying with the Protocol's requirements).

VII. Building Capacity and Public Awareness

Effective implementation of a PRTR system will require capacity-building. A national initiative to develop a PRTR is thus an opportunity to review and strengthen relevant capacity of public authorities as well as in stakeholders, in particular the industries and facilities reporting to the register as well as the groups that will use its information. Moreover, public awareness and use are needed for a PRTR to function, so raising public awareness is closely tied to capacity-building. The PRTR Protocol addresses both issues in article 15.

Section A below reviews capacity-building and section B discusses public awareness. The Protocol also links international cooperation to capacity-

A. Capacity-building

The Protocol addresses countries with a range of economic conditions and different institutions and legal systems for environmental management. The scale and type of capacity-building and awareness raising activities needed with thus differ. Some countries, including those with economies in transition, will face important challenges in strengthening their institutions, e.g. in such areas as environmental monitoring and information systems.

Each country acceding to the Protocol will need to integrate capacity-building and awareness-raising activities into its overall strategy for PRTR development. Experience across countries has shown that several areas for capacity-building have proved crucial in PRTR development (IOMC, 2003). Based on this experience, countries developing PRTRs may pay close attention to the following issues:

- (a) Developing an appropriate national legal framework;
- (b) Ensuring adequate financial means;
- (c) Developing capacity on the part of reporting facilities to monitor or estimate pollutant releases and transfers accurately;

Box 54: Article 15 – Capacity-building

1. Each Party shall promote public awareness of its pollutant release and transfer register, and shall ensure that assistance and guidance are provided in accessing its register and in understanding and using the information contained in it.
2. Each Party should provide adequate capacity-building for and guidance to the responsible authorities and bodies to assist them in carrying out their duties under this Protocol.

building: this is the topic of section C. Section D addresses the related topic of convergence of PRTR systems.

- (d) Strengthening public authorities' human and technical capacity to process pollution data and to manage PRTR databases and websites.

Methods for capacity-building can include workshops and training for government officials and for key stakeholder actors and representatives. In many countries, national research institutes and universities can play an important role developing appropriate methods and providing training. The use of international experience – through both multilateral forums as well as bilateral technical assistance – can also be quite valuable. Once a national PRTR system is in place, it can benefit from mechanisms to review its performance and provide for steady improvement.

1. Strengthening government capacity

Countries beginning PRTR development may benefit greatly from cooperation with Parties that already have a system in place. International organizations such as UNITAR can also provide important expertise in planning. Funding for the early

stages of PRTR development may be necessary. In general, international cooperation can help the body proposing a PRTR to build support across levels and sectors of government.

Initiatives to strengthen government capacity for PRTRs will be more successful if they are linked to efforts to strengthen related areas, such as industrial permitting and monitoring. Here, countries may need to improve communication and coordination among authorities. Different national bodies may be responsible for monitoring pollution to different media, such as air and water. In decentralized systems, coordination may need to be strengthened between national and subnational agencies responsible for pollution monitoring. This has been the case in EECCA countries, some of which are developing unified monitoring systems to strengthen coordination. PRTR development can provide a further opportunity for such efforts.

Improving the information technology base and capacity of environmental authorities will be important as well. Ties with sub-national authorities will also be important, as these may have close knowledge of and working relationships with main polluting facilities. In this context, a strong pilot PRTR, hosted by an active regional government, will be useful to build momentum for introducing a national PRTR. The local or regional officials who have gained experience in piloting the regional PRTR can help by sharing skills with their colleagues in other regions.

2. Effective reporting by facilities

An effective PRTR depends on timely and accurate reporting from facilities. National authorities may need to develop:

- Appropriate reporting forms and methods – indeed, PRTRs can provide an opportunity to improve existing reporting methods, e.g. through online reporting;
- Guidance documents for technical issues related to pollution monitoring or estimation (these can, in particular, be based on part II of this Guidance).

Pilot PRTR projects can help test and refine these methods. Moreover, workshops and discussions with representatives from reporting facilities will be useful to ensure that the methods

are understood. Industry associations can play an important role in disseminating methods and possibly also in providing training. It may be useful to focus attention first on sectors with high emissions – these commonly include energy, chemicals, oil refining, and ferrous and non-ferrous metals. In addition, it is recommended to provide at least basic information of interest to the international community in an internationally widespread language such as English.

When the EU established its EPER, EU officials held workshops and met with authorities in each member country to review implementation requirements. In addition, in Germany implementing officials held three rounds of national workshops with all relevant stakeholders, including facility representatives, to review EPER requirements. The first workshops were held with the introduction of the new system, to explain the reporting requirements. The second were held in conjunction with the first reporting cycle, to help resolve technical questions in monitoring, estimating and submitting pollution data. The third workshop dealt with the development of the EPER into the PRTR, the second EPER reporting and the new PRTR requirements.

3. Capacity-building of PRTR users through non-governmental organizations

Capacity-building of the PRTR users – right from the beginning of the national PRTR system design – should be based mainly on education through seminars, training courses, information campaigns and electronic means. Examples of activities would include: financing NGO pilot projects; launching and maintaining special NGO websites and databases; organizing NGO seminars; and training courses extending capacity to carry out awareness-raising campaigns concerning health and environment for workers and citizens, especially vulnerable populations. NGOs play an important role as transmitters in capacity-building and raising public awareness; therefore, NGOs, governmental authorities and other relevant stakeholders should co-operate in those activities where appropriate. The limited financial resources of NGOs should be taken into account when funding of activities in this field is under discussion.

B. Raising public awareness

A PRTR system is not effective unless it is used by the public and by key stakeholders. Thus, raising public awareness is an essential element in PRTR development and implementation.

It is important for public authorities to define the public and stakeholders as broadly as possible. Potential users to be informed and encouraged to participate in PRTR development can include:

- (a) Environmental and health NGOs;
- (b) Industry and economic associations;
- (c) Workers and management at industrial facilities;
- (d) Public health institutions and groups and health professionals (e.g. toxicologists);
- (e) Teachers, students and educational groups;
- (f) Neighborhood community groups;
- (g) The press, in particular interested journalists;
- (h) Insurance companies;
- (i) Standardization organizations.

Just as important, the general public needs to be aware of the PRTR and its potential uses. Press contacts and press releases are a key method to seek the attention of newspapers, TV channels and other news organizations. The graphic elements of PRTRs, such as map-based information, can provide an interesting element for news stories. Officials should consider innovative channels for reaching the public, such as television teletext services.

Different forms of awareness-raising can take place at different stages of PRTR development:

- (a) Stakeholders should be informed of plans for the design and development of a PRTR, to encourage their participation in the development

C. International cooperation

Under the Protocol, international cooperation is an important mechanism for implementation, and is closely tied to capacity-building, information exchange and public awareness, as well as convergence among PRTR systems.

1. International organizations working on PRTRs

The work of several international organizations may be useful to Parties establishing PRTR

- process and their support for implementation (this could be posted in register's website);
- (b) The launch of a new PRTR is a key moment for raising public awareness, for example through press releases and other attention-getting activities. An effective launch will create momentum for ongoing use. For example, over 100,000 users visited the EPER site in its first three months. In Hungary, authorities invited the press to the March 2004 launch of the national EPER site;
- (c) Regular updates (usually annual) of a PRTR are also opportunities to renew interest, for example, through press releases that summarize major developments in pollution levels. Information notes could be tailored to different interests, such as pollution levels in particular areas or releases from specific industries. These can be linked to other information, such as dissemination of local air quality levels.

In addition, many types of users will be interested in PRTR information between updates. Journalists and researchers, for example, may use PRTR information for in-depth articles about specific facilities, industries or localities.

Box 55: Publicity for PRTRs

The European Commission and European Environment Agency organized a launch event for the inauguration of the EPER web site. The press was invited, as well as representatives of governments, industrial sectors and NGOs. The event was announced on the front page of the Directorate-General for the Environment website. Some news organizations, including the BBC, described the event and provided electronic links to the EPER site from their own web sites. Posters, T-shirts, brochures, a video which can now be seen at the EPER website, and mouse pads were also distributed in the promotional campaign.

systems. Some have developed guidance documents and others organize workshops and provide training. The UNECE hosts the secretariat for the Aarhus Convention and its Protocol on PRTRs. UNECE also runs several related activities, such as work under the "Environment for Europe" ministerial process to strengthen environmental monitoring and reporting in the countries of Eastern Europe, Caucasus and Central Asia (EECCA). The Convention secretariat has set up a Clearinghouse, through which countries

can exchange information on needs and technical assistance opportunities.²⁷ The Aarhus Clearinghouse provides a central electronic means to exchange information on laws and practices related to the Aarhus Convention, including the development of national PRTRs. This can be a key mechanism to exchange information on specific needs and opportunities for bilateral cooperation.

Mexico in its PRTR development. The Regional Environmental Center for Central and Eastern Europe (REC) has organized workshops to raise awareness and build capacity for PRTR development in UNECE Member States. The REC has also assisted countries to undertake pilot PRTR studies and initiatives. The European ECO-Forum has also held a series of workshops on PRTR development in

Box 56: Article 16 – International cooperation

1. The Parties shall, as appropriate, cooperate and assist each other:
 - (a) In international actions in support of the objectives of this Protocol;
 - (b) On the basis of mutual agreement between the Parties concerned, in implementing national systems in pursuance of this Protocol;
 - (c) In sharing information under this Protocol on releases and transfers within border areas; and
 - (d) In sharing information under this Protocol concerning transfers among Parties.
2. The Parties shall encourage cooperation among each other and with relevant international organizations, as appropriate, to promote:
 - (a) Public awareness at the international level;
 - (b) The transfer of technology; and
 - (c) The provision of technical assistance to Parties that are developing countries and Parties with economies in transition in matters relating to this Protocol.

UNITAR has developed resource documents and guidance for PRTR development and has also organized workshops in developing countries. UNITAR has compiled both its own materials and those of many countries and international organizations in a CD-ROM. UNITAR also runs a Web-based “virtual classroom” for PRTRs.

OECD, which brings together 30 member countries with advanced economies, has worked on PRTRs for almost 10 years. OECD has recommended their use in member countries, and developed guidance documents for PRTRs covering both overall implementation as well as technical issues such as emissions estimation. The IOMC PRTR Co-ordinating Group sought to improve coordination between international organizations, Governments and other interested parties in ongoing and planned efforts for PRTR development and implementation. A successor group, the International PRTR Coordinating Group, seeks to promote capacity-building for PRTR development in countries with economies in transition and developing countries.

Other organizations working on PRTRs include: the Nordic PRTR Group; the Nordic Council of Ministries, which works with the implementation and development of new aspects to be included in PRTRs; and the North American Commission for Environmental Cooperation (CEC), which supported

EECCA countries, targeting NGOs.

2. Bilateral technical assistance

There are several examples of bilateral cooperation for PRTRs both in the UNECE region and globally. For example, the Netherlands sponsored workshops in EU accession countries and in Central and Eastern European countries prior to the signing of the Protocol. Environment Canada (working with UNITAR) has supported a project in Chile, and Norway one in Zambia.

Overall, however, IOMC concludes that “international financial and technical support for PRTR development remains small,” and calls on both multilateral institutions and bilateral donors to integrate PRTR initiatives into their major funding programs.

3. International PRTR systems

The Protocol encourages information sharing among Parties, in particular for transboundary transfers as well as in border areas (art. 16). There are already a few examples of transboundary PRTRs. Most notable is the EPER, which collects and presents emissions data from EU member countries.²⁸ EPER currently provides information across 15 Member States and voluntarily data from Norway and Hungary, and its future versions will cover at

²⁷ See <http://aarhusclearinghouse.unece.org>.

²⁸ See <http://www.eper.cec.eu.int/>.

least 27 EU members. While several EU member countries have their own EPER websites, others refer users to the EPER site. The EPER system is being replaced by the E-PRTR in the course of the implementation of the Protocol. EPER may provide a model for other subregional groups, which could share resources for a common PRTR website. However, individual countries, which are themselves Parties to the Protocol, should undertake their own non-electronic means of dissemination.

The North American CEC operates the Taking Stock database, which brings together data from the Canadian NPRI and U. S. TRI (and, as it becomes available, data from the Mexican *Registro de Emisiones y Transferencia de Contaminantes*).²⁹

In at least two cases, pollution inventories have been developed for shared ecosystems. The Great Lakes Commission, which brings together two Canadian provinces and eight states of the United States, has set up a Regional Air Toxics Emissions Inventory to cover releases. The participating Canadian provinces and states of the United States provide data for the inventory, which will be avail-

D. Convergence

The convergence of PRTR systems will be a key task for international co-operation within the context of the PRTR Protocol. Article 3 of the Protocol, on General Provisions, states that “Parties shall strive to achieve convergence among national pollutant release and transfer registers”. This call is taken up in article 17 on the Meeting of the Parties, paragraph 3 of which refers to convergence between the two types of PRTR system, pollutant-specific and waste-specific. Paragraph 2, subsection (a), has a more general call to “Review the development of pollutant release and transfer registers, and promote their progressive strengthening and convergence”. The Protocol thus sets a long-term goal of convergence between different PRTR systems, tied to efforts to review and strengthen national PRTRs.

On a subregional basis, the North American Commission for Environmental Cooperation has promoted comparability between the three North American PRTR systems through regular studies as

able to the public via an online interface scheduled for development at the end of 2004.³⁰

In Europe, the International Commission for the Protection of the Danube River has assembled an inventory of water pollution releases to the Danube River basin. In 2004, data for 2000 were available via an online, map-based interface.³¹

4. Raising awareness at international level

Countries may find it useful to pool their resources for international programmes to raise public awareness. The Regional Environmental Center for Central and Eastern Europe (REC) has worked to raise awareness and encourage development of PRTRs in that region.

Efforts to raise public awareness at international level have been carried out mainly by environmental NGOs and NGO coalitions. The European ECO-Forum, a coalition of 200 environmental NGOs, has disseminated information on the PRTR Protocol, including an explanatory booklet, to encourage international public support.

well as an Action Plan adopted in 2002. Moreover, since 1996, the Canadian NPRI and U. S. TRI and have taken a series of steps to improve the comparability of their data and reporting.

In Europe, the development of the E-PRTR will create a harmonized common PRTR across all member countries of the EU.

Convergence is a long-term goal under the PRTR Protocol. Already in the short-term, the Protocol will promote further environmental cooperation among UNECE countries. Overall, the Protocol is a remarkable development that has come out of the Aarhus Convention and the broader “Environment for Europe” process. It will join other international agreements in encouraging public access to information and public participation in decision-making on the environment, and will also help to reduce pollution across the UNECE region.

²⁹ See <http://www.cec.org/takingstock/highlights/PRTR-CEC.cfm>.

³⁰ See <http://www.glc.org/air/>.

³¹ See <http://www.icpdr.org>.

Annexes

I. Glossary and Table of Definitions

A. Glossary

BAT	Best Available Techniques
BREF notes	BAT reference documents
BTEX	Benzene, Toluene, Ethyl Benzene and Xylenes
CAS	Chemical Abstracts Service
CEC	Commission for Environmental Cooperation
CEFIC	Cefic - European Chemical Industry Council
CEN	European Committee for Standardization
CRF	Common Reporting Format (United Nations Framework Convention on Climate Change (UNFCCC) reporting)
EC	European Community
EECCA	Eastern Europe, Caucasus and Central Asia
EMEP	Cooperative programme for monitoring and evaluation of the long-range transmission of air pollutants in Europe
EPER	European Pollutant Emission Register
E-PRTR	European PRTR
EU	European Union
GIS	Geographic Information System
ICCA	International Council of Chemical Associations
IOMC	Inter-Organization Programme for the Sound Management of Chemicals
IPCC	Intergovernmental Panel on Climate Change
IPPC Directive	Directive concerning Integrated Pollution Prevention and Control (96/61/EC)
ISIC	International Standard Industrial Classification
ISO	International Organization for Standardization
LRTAP	UNECE Convention on Long-Range Transboundary Air Pollutants
MARPOL	International Convention for the Prevention of Pollution from Ships
MPU	Threshold value related to the amount of substance manufactured, used or processed by a facility
NACE	Nomenclature of economic activities
NFR	Nomenclature for reporting (LRTAP reporting format)
NGO	Non-governmental organization
NMVOC	The generic term for the sum of all non-methane volatile organic compounds. The group includes individual VOCs such as benzene, polycyclic aromatic hydrocarbons (PAHs) and ethylene oxide
NPRI	Canada's National Pollutant Release Inventory
OECD	Organisation For Economic Co-operation and Development
OSCE	Organization for Security and Co-operation in Europe

OSPAR	Convention for the Protection of the Marine Environment of the North-east Atlantic
PAHs	Polycyclic aromatic hydrocarbons
PCBs	Polychlorinated biphenyls
PM	Particulate matter
POPs	Persistent Organic Pollutants
PRTR	Pollutant Release and Transfer Register
QA/QC	Quality assurance and quality control
REC	Regional Environmental Center for Central and Eastern Europe
RET	Release estimation technique
SMEs	Small and medium-sized enterprises
TEQ	Toxic equivalent (mass unit for dioxins and furans)
TOC	Total organic carbon
TRI	United States Toxics Release Inventory
UBA	Umweltbundesamt (German Federal Environment Agency)
UNCED	United Nations Conference on Environment and Development
UNECE	United Nations Economic Commission for Europe
UNEP	United Nations Environment Programme
UNFCCC	United Nations Framework Convention on Climate Change
UNITAR	United Nations Institute for Training and Research
USEPA	United States Environmental Protection Agency
VOCs	Volatile organic compounds
XML	Extensible mark-up language

B. Definitions

The definitions below appear frequently in major PRTR reference documents and in this guidance.

1. Definitions from article 2 of the Protocol

- (a) “Competent authority” means the national authority or authorities, or any other competent body or bodies, designated by a Party to manage a national pollutant release and transfer register system;
- (b) “Convention” means the Convention on Access to Information, Public Participation in Decision-making and Access to Justice in Environmental Matters, done at Aarhus, Denmark, on 25 June 1998;
- (c) “Diffuse sources” means the many smaller or scattered sources from which pollutants may be released to land, air or water, whose combined impact on those media may be significant and for which it is impractical to collect reports from each individual source;
- (d) “Facility” means one or more installations on the same site, or on adjoining sites, that are owned or operated by the same natural or legal person;
- (e) The terms “national” and “nationwide” shall, with respect to the obligations under the Protocol on Parties that are regional economic integration organizations, be construed as applying to the region in question unless otherwise indicated;
- (f) “Off-site transfer” means the movement beyond the boundaries of the facility of either pollutants or waste destined for disposal or recovery and of pollutants in waste water destined for waste-water treatment;

- (g) “Party” means, unless the text indicates otherwise, a State or a regional economic integration organization referred to in article 24 which has consented to be bound by this Protocol and for which the Protocol is in force;
- (h) “Pollutant” means a substance or a group of substances that may be harmful to the environment or to human health on account of its properties and of its introduction into the environment;
- (i) “The public” means one or more natural or legal persons, and, in accordance with national legislation or practice, their associations, organizations or groups;
- (j) “Release” means any introduction of pollutants into the environment as a result of any human activity, whether deliberate or accidental, routine or non-routine, including spilling, emitting, discharging, injecting, disposing or dumping, or through sewer systems without final waste water treatment;
- (k) “Waste” means substances or objects which are:
 - (i) Disposed of or recovered;
 - (ii) Intended to be disposed of or recovered; or
 - (iii) Required by the provisions of national law to be disposed of or recovered;
- (l) “Hazardous waste” means waste that is defined as hazardous by the provisions of national law;
- (m) “Other waste” means waste that is not hazardous waste;
- (n) “Waste water” means used water containing substances or objects that is subject to regulation by national law.

2. Definitions based on the European Union PRTR

- (a) “Reporting year” means the calendar year for which data on releases of pollutants and off-site transfers must be gathered;
- (b) “Site” means the geographical location of the facility;
- (c) “Substance” means any chemical element and its compounds, with the exception of radioactive substances.

3. Definitions based on the European Union IPPC Directive

- (a) “Emission” means the direct or indirect release of substances, vibrations, heat or noise from individual or diffuse sources in the installation into the air, water or land;
- (b) “Installation” means a stationary technical unit where one or more activities listed in annex I are carried out, and any other directly associated activities which have a technical connection with the activities carried out on that site and which could have an effect on emissions and pollution;
- (c) “Operator” means any natural or legal person who operates or controls the installation or, where this is provided for in national legislation, to whom decisive economic power over the technical functioning of the installation has been delegated;
- (d) “Pollution” means the direct or indirect introduction as a result of human activity, of substances, vibrations, heat or noise into the air, water or land which may be harmful to human health or the quality of the environment, result in damage to material property, or impair or interfere with amenities and other legitimate uses of the environment.

II. Further Reading

A. United Nations Institute for Training and Research (UNITAR)

International guidance documents on PRTR design¹

- (a) Implementing a National PRTR Design Project (1997) (available in English and Spanish)
- (b) Supplement 1: Preparing a National PRTR Infrastructure Assessment (1997) (English, Spanish)
- (c) Supplement 2: Designing the Key Features of a National PRTR System (1997) (English, Spanish)
- (d) Supplement 3: Implementing a PRTR Pilot Reporting Trial (1997) (English, Spanish)
- (e) Supplement 4: Structuring a National PRTR Proposal (1997) (English, Spanish)
- (f) Addressing Industry Concerns Related to PRTRs (1998) (English)

Estimation and reporting of emission releases²

- (a) Guidance for Facilities on PRTR Data Estimation and Reporting (1998) (available in English)
- (b) Estimating Environmental Releases for Facility PRTR Reporting: Introduction and Guide to Methods, The Hampshire Research Institute for UNITAR (1997) (English)
- (c) Guidance on Estimating Non-point Source Emissions (1998) (English)
- (d) International PRTR Conferences, Workshops and Related Events

Pollutant release and transfer registers in the Americas³

Memorias del Taller Sobre el registro de Emisiones y Transferencia de Contaminantes Para los Países de las Américas, Memoria-7 with annex, table and PRTR websites. 29–31 July 1997, Queretaro, Mexico – UNITAR, OECD, SEMARNAP, CEC, UNEP (1998) (Spanish).

Training and Capacity Building Programme⁴

UNITAR Training and Capacity-Building Programme to Facilitate the Design and Implementation of National Pollutant Release and Transfer Registers (PRTRs) Online Version and Offline (PDF) Version.

B. Commission of the European Community

European PRTR Guidance⁵

- (a) Guidance document for the implementation of the European PRTR (available in 11 languages)
- (b) Supporting document on the determination of diffuse methane releases from landfill sites (available in English)
- (c) Supporting document on the determination of releases from pig and poultry farms (available in English)
- (d) European Pollutant Emission Register review report, 2004 (available in English)
- (e) European Pollutant Emission Register review report, 2007 (available in English)

¹ See <http://www.unitar.org/cwm/prtr/UNITAR.htm>.

² Op cit.

³ Op cit.

⁴ Op cit.

⁵ See <http://www.prtr.ec.europa.eu> (Guidance information included under "NEWS", PRTR Guidance or EPER Guidance).

C. Organisation for Economic Co-operation and Development (OECD)

Pollutant Release and Transfer Registers - A Tool for Environmental Policy and Sustainable Development: Guidance Manual for Governments (1996)⁶

D. Regional Environmental Center for Central and Eastern Europe (REC)⁷

Developing and Implementing Integrated National Pollutant Release and Transfer Registers in the Accession Countries of Central and Eastern Europe (2003)

⁶ See <http://www.chem.unep.ch/prtr/download/pgd9632e.pdf>.

⁷ See <http://www.rec.org/REC/Introduction/Kiev2003/PDF/National%20Pollutant%20Release%20.pdf>.

III. Analytical Procedures

Table 15 provides a list of internationally approved measuring methods for air and water pollutants for the 86 PRTR pollutants of annex II in releases and transfers to air and water. Table 16 provides general standards for emissions to air and/or water. Box 57 provides the titles of the standards in tables 15 and 16.

No.	CAS number	Pollutant	EN or ISO standard Emission to air (Abbreviations see below)	EN or ISO standard Emission to water (Abbreviations see below)
1	74-82-8	Methane (CH ₄)	ISO Standard in preparation by ISO/TC 146/SC 1/ WG 22 (for information only)	---
2	630-08-0	Carbon monoxide (CO)	EN 15058:2004 ISO 12039:2001	---
3	124-38-9	Carbon dioxide (CO ₂)	ISO 12039:2001	---
4		Hydro-fluorocarbons (HFCs)		---
5	10024-97-2	Nitrous oxide (N ₂ O)	ISO Standard in preparation by ISO/TC 146/SC 1/ WG 19 (for information only)	---
6	7664-41-7	Ammonia (NH ₃)		---
7		Non-methane volatile organic compounds (NMVOC)	EN 13649:2001	---
8		Nitrogen oxides (NO _x /NO ₂)	EN 14792:2005 ISO 11564:1998 ISO 10849:1996	---
9		Perfluorocarbons (PFCs)		---
10	2551-62-4	Sulphur hexafluoride (SF ₆)		---
11		Sulphur oxides (SO _x /SO ₂)	EN 14791:2005 ISO 7934:1989 ISO 7935:1992 ISO 11632:1998	---
12		Total nitrogen	---	EN 12260:2003 EN ISO 11905-1:1998
13		Total phosphorus	---	EN ISO 15681-1:2004 EN ISO 15681-2:2004 EN ISO 11885:1997 EN ISO 6878:2004
14		Hydrochlorofluorocarbons (HCFCs)		---
15		Chlorofluorocarbons (CFCs)		---
16		Halons		---
17		<i>Arsenic</i> and compounds (as As)	EN 14385:2004	EN ISO 11969:1996 EN 26595:1992
18		<i>Cadmium</i> and compounds (as Cd)	EN 14385:2004	EN ISO 5961:1995 EN ISO 11885:1997

* Releases of pollutants falling into several categories of pollutants shall be reported for each of these categories.

Table 15: List of internationally approved measuring methods for air and water pollutants* (cont.)

No.	CAS number	Pollutant	EN or ISO standard Emission to air (Abbreviations see below)	EN or ISO standard Emission to water (Abbreviations see below)
19		<i>Chromium</i> and compounds (as Cr)	EN 14385:2004	EN 1233:1996 EN ISO 11885:1997
20		<i>Copper</i> and compounds (as Cu)	EN 14385:2004	EN ISO 11885:1997
21		<i>Mercury</i> and compounds (as Hg)	EN 13211:2001 EN 14884:2005	EN 1483:1997 EN 12338:1998 EN 13506:2001 According to the level of concentration
22		<i>Nickel</i> and compounds (as Ni)	EN 14385:2004	EN ISO 11885:1997
23		<i>Lead</i> and compounds (as Pb)	EN 14385:2004	EN ISO 11885:1997
24		<i>Zinc</i> and compounds (as Zn)		EN ISO 11885:1997
25	15972-60-8	Alachlor	---	
26	309-00-2	Aldrin		EN ISO 6468:1996
27	1912-24-9	Atrazine	---	EN ISO 10695:2000
28	57-74-9	Chlordane		
29	143-50-0	Chlordecone		
30	470-90-6	Chlorfenvinphos	---	
31	85535-84-8	Chloro-alkanes, C ₁₀ -C ₁₃	---	
32	2921-88-2	Chlorpyrifos	---	
33	50-29-3	DDT		EN ISO 6468:1996
34	107-06-2	1,2-dichloroethane (EDC)		EN ISO 10301:1997 EN ISO 15680:2003
35	75-09-2	Dichloromethane (DCM)		EN ISO 10301:1997 EN ISO 15680:2003
36	60-57-1	Dieldrin		EN ISO 6468:1996
37	330-54-1	Diuron	---	EN ISO 11369:1997
38	115-29-7	Endosulfan	---	EN ISO 6468:1996
39	72-20-8	Endrin		EN 6468:1996
40		Halogenated organic compounds (as AOX)	---	EN ISO 9562:2004
41	76-44-8	Heptachlor		EN ISO 6468:1996
42	118-74-1	Hexachlorobenzene (HCB)		EN ISO 6468:1996
43	87-68-3	Hexachlorobutadiene (HCBd)	---	
44	608-73-1	1,2,3,4,5, 6 –hexachlorocyclohexane (HCH)		EN ISO 6468:1996
45	58-89-9	Lindane		EN ISO 6468:1996
46	2385-85-5	Mirex		
47		PCDD +PCDF (dioxins +furans) (as Teq)	EN 1948-1 to -3:2003	ISO 18073:2004
48	608-93-5	Pentachlorobenzene		EN ISO 6468:1996
49	87-86-5	Pentachlorophenol (PCP)		
50	1336-36-3	Polychlorinated biphenyls (PCBs)	(prCEN/TS 1948-4) for information only	EN ISO 6468:1996

Table 15: List of internationally approved measuring methods for air and water pollutants* (cont.)

No.	CAS number	Pollutant	EN or ISO standard Emission to air (Abbreviations see below)	EN or ISO standard Emission to water (Abbreviations see below)
51	122-34-9	Simazine	---	EN ISO 11369:1997 EN ISO 10695:2000
52	127-18-4	Tetrachloroethylene (PER)		EN ISO 15680:2003 EN ISO 10301:1997
53	56-23-5	Tetrachloromethane (TCM)		EN ISO 10301:1997
54	12002-48-1	Trichlorobenzenes (TCBs) (all isomers)		EN ISO 15680:2003
55	71-55-6	1,1,1-trichloroethane		---
56	79-34-5	1,1,2,2-tetrachloroethane		---
57	79-01-6	Trichloroethylene		EN ISO 15680:2003 EN ISO 10301:1997
58	67-66-3	Trichloromethane		EN ISO 15680:2003 EN ISO 10301:1997
59	8001-35-2	Toxaphene		
60	75-01-4	Vinyl chloride		EN ISO 15680:2003
61	120-12-7	Anthracene	ISO 11338-1 to -2:2003	EN ISO 17993:2003
62	71-43-2	Benzene	EN 13649:2001	ISO 11423-1:1997 ISO 11423-2:1997 EN ISO 15680:2003
63		Brominated diphenylethers (PBDE)	---	ISO 22032
64		Nonylphenol and Nonylphenol ethoxylates (NP/NPEs)	---	
65	100-41-4	Ethyl benzene	---	EN ISO 15680:2003
66	75-21-8	Ethylene oxide		
67	34123-59-6	Isoproturon	---	
68	91-20-3	Naphthalene		EN ISO 15680:2003 EN ISO 17993:2003
69		Organotin compounds (as total Sn)	---	EN ISO 17353:2005
70	117-81-7	Di-(2-ethyl hexyl) phthalate (DEHP)		EN ISO 18856:2005
71	108-95-2	Phenols (as total C)	---	ISO 18857-1:2005
72		Polycyclic aromatic hydrocarbons (PAHs)	ISO 11338-1 to -2:2003	EN ISO 17993:2003 ISO 7981-1:2005 ISO 7981-2:2005
73	108-88-3	Toluene	---	EN ISO 15680:2003
74		Tributyltin and compounds	---	EN ISO 17353:2005
75		Triphenyltin and compounds	---	EN ISO 17353:2005
76		Total organic carbon (TOC) (as total C or COD/3)	---	EN 1484:1997
77	1582-09-8	Trifluralin	---	
78	1330-20-7	Xylenes	---	EN ISO 15680:2003
79		Chlorides (as total Cl)	---	EN ISO 10304-1:1995 EN ISO 10304-2:1996 EN ISO 10304-4:1999 EN ISO 15682:2001

Table 15: List of internationally approved measuring methods for air and water pollutants* (cont.)

No.	CAS number	Pollutant	EN or ISO standard Emission to air (Abbreviations see below)	EN or ISO standard Emission to water (Abbreviations see below)
80		Chlorine and inorganic compounds (as HCl)	EN 1911-1 to -3:2003	---
81	1332-21-4	Asbestos	ISO 10397:1993	
82		Cyanides (as total CN)	---	EN ISO 14403:2002
83		Fluorides (as total F)	---	EN ISO 10304-1:1995
84		Fluorine and inorganic compounds (as HF)	ISO/DIS 15713:2004	---
85	74-90-8	Hydrogen cyanide (HCN)		---
86		Particulate matter (PM10)	ISO Standard in preparation by ISO/TC 146/SC 1/ WG 20 (available as Committee Draft CD 23210) (for information only)	---

Explanatory note:

The different steps of these measurement methods (sampling, transport and storage, pre-treatment, extraction, analysis-quantification, reporting) are standardised in one or several standards. For releases to air the quoted standards generally cover all steps of the measurement methods. For releases to water, the quoted standards generally cover the analysis-quantification step. Guidance on the other steps is provided in "general standards (G1-G7)" listed at the end of this table; they also include standards (G6, G7) on issues such as competence of laboratories, uncertainties etc. The absence of CEN or ISO standards in this table does not mean always a lack of relevant procedures. Work on such topics may be in progress in CEN or ISO.

Table 16: General Standards for Emission to Air and/or Water

G1	Water sampling – Part 1: Guidance on the design of sampling programmes		EN ISO 5667-1 : 1996
G2	Water sampling – Part 10: Guidance on sampling waste water		EN ISO 5667-10 : 1992
G3	Water sampling – Part 3: Guidance on the preservation and handling of samples		EN ISO 5667-3 : 1994
G4	Guide to analytical quality control for water analysis		CEN/ISO TR 13530 : 1998
G5	Stationary source emission – Intralaboratory validation procedure for an alternative method compared to a reference method	CEN/TS 14793	
G6	General requirements for competence of testing and calibration laboratories		EN ISO 17025 : 2005
G7	GUM = Guide to the expression of uncertainty (1995) published by BIPM, IEC, IFCC, ISO, IUPAC, IUPAP, OIML		CEN TS 13005 : 2000

Abbreviations for General Standards for Emission to Air and/or Water:

EN	European Standard
CEN/TS	CEN Technical Specification
CEN/TR	CEN Technical Report
ISO	International Standard
ISO/CD	ISO Committee Draft
ISO/TS	ISO Technical Specification
ISO/TR	ISO Technical Report
PrXXX	Draft standard (for information only)

Box 57: Titles of Standards**EN (ISO) Standards**

- EN 1233:1996: *Water quality – Determination of chromium – Atomic absorption spectrometric methods*
- EN 1483:1997: *Water quality – Determination of mercury*
- EN 1484:1997: *Water analysis – Guidelines for the determination of total organic carbon (TOC) and dissolved organic carbon (DOC)*
- EN 1911-1:1998: *Stationary source emissions – Manual method of determination of HCl – Part 1: Sampling of gases*
- EN 1911-2:1998: *Stationary source emissions – Manual method of determination of HCl – Part 2: Gaseous compounds absorption*
- EN 1911-3:1998: *Stationary source emissions – Manual method of determination of HCl – Part 3: Absorption solutions analysis and calculation*
- EN 1948-1:2006: *Stationary source emissions – Determination of the mass concentration of PCDDs/PCDFs and dioxin-like PCBs – Part 1: Sampling of PCDDs/PCDFs*
- EN 1948-2:2006: *Stationary source emissions – Determination of the mass concentration of PCDDs/PCDFs and dioxin-like PCBs – Part 2: Extraction and clean-up of PCDDs/PCDFs*
- EN 1948-3: *Stationary source emissions – Determination of the mass concentration of PCDDs/PCDFs and dioxin-like PCBs – Part 3: Identification and quantification of PCDDs/PCDFs*
- prCEN/TS 1948-4:xxxx: *Stationary source emissions – Determination of the mass concentration of PCDD/PCDF and dioxin-like PCBs – Part 4: Sampling and analysis of dioxin-like PCBs*
- EN 12260:2003: *Water quality – Determination of nitrogen – Determination of bound nitrogen (TNb), following oxidation to nitrogen oxides*
- EN 12338:1998: *Water quality – Determination of mercury – Methods after enrichment by amalgamation*
- ENV 13005:1999: *Guide to the expression of uncertainty in measurement*
- EN 13211:2001: *Air quality – Stationary source emissions – Manual method of determination of the concentration of total mercury*
- EN 13506:2001: *Water quality – Determination of mercury by atomic fluorescence spectrometry*
- EN 13649:2001: *Stationary source emissions – Determination of the mass concentration of individual gaseous organic compounds – Activated carbon and solvent desorption method*
- EN 14385:2004: *Stationary source emissions – Determination of the total emission of As, Cd, Cr, Co, Cu, Mn, Ni, Pb, Sb, Tl and V*
- EN 14791:2005: *Stationary source emissions – Determination of mass concentration of sulphur dioxide – Reference method*
- EN 14792:2005: *Stationary source emissions – Determination of mass concentration of nitrogen oxides (NO₂) – Reference method: chemiluminescence*
- CEN/TS 14793:2005: *Stationary source emission – Intralaboratory validation procedure for an alternative method compared to a reference method*
- EN 14884:2005: *Air quality – Stationary source emissions – Determination of total mercury: Automated measuring systems*
- EN 15058:2004: *Stationary source emissions – Reference method for the determination of carbon monoxide in emission by means of the non-dispersive infrared method*
- EN 26595:1992/AC:1992: *Water quality; determination of total arsenic; silver diethyldithiocarbamate spectrophotometric method (ISO 6595:1982)*
- EN ISO 5667-1:2005: *Water quality – Sampling – Part 1: Guidance on the design of sampling programmes and sampling techniques (revision of ISO 5667-1:1980 and ISO 5667-2:1991)*
- EN ISO 5667-3:2003: *Water quality – Sampling – Part 3: Guidance on the preservation and handling of water samples*
- EN ISO 5667-10:1992: *Water quality; sampling; Part 10: guidance on sampling of waste waters*
- EN ISO 5961:1995: *Water quality – Determination of cadmium by atomic absorption spectrometry*

Box 57: Titles of Standards (cont.)

- EN ISO 6468:1996: *Water quality – Determination of certain organochlorine insecticides, polychlorinated biphenyls and chlorobenzenes – Gas-chromatographic method after liquid-liquid extraction*
- EN ISO 6878:2004: *Water quality – Determination of phosphorus – Ammonium molybdate spectrometric method*
- EN ISO 9562:2004: *Water quality – Determination of adsorbable organically bound halogens (AOX)*
- EN ISO 10301:1997: *Water quality – Determination of highly volatile halogenated hydrocarbons – Gas-chromatographic methods*
- EN ISO 10304-1:1995: *Water quality – Determination of dissolved fluoride, chloride, nitrite, orthophosphate, bromide, nitrate and sulfate ions, using liquid chromatography of ions – Part 1: Method for water with low contamination*
- EN ISO 10304-2:1996: *Water quality – Determination of dissolved anions by liquid chromatography of ions – Part 2: Determination of bromide, chloride, nitrate, nitrite, orthophosphate and sulfate in waste water*
- EN ISO 10304-4:1999: *Water quality – Determination of dissolved anions by liquid chromatography of ions – Part 4: Determination of chlorate, chloride and chlorite in water with low contamination*
- EN ISO 10695:2000: *Water quality – Determination of selected organic nitrogen and phosphorus compounds – Gas chromatographic methods*
- EN ISO 11369:1997: *Water quality – Determination of selected plant treatment agents – Method using high performance liquid chromatography with UV detection after solid-liquid extraction*
- EN ISO 11885:1997: *Water quality – Determination of 33 elements by inductively coupled plasma atomic emission spectroscopy*
- EN ISO 11905-1:1998: *Water quality – Determination of nitrogen - Part 1: Method using oxidative digestion with peroxodisulfate*
- EN ISO 11969:1996: *Water quality – Determination of arsenic - Atomic absorption spectrometric method (hydride technique)*
- ENV/ISO 13530:1998: *Water quality – Guide to analytical quality control for water analysis*
- EN ISO 14403:2002: *Water quality – Determination of total cyanide and free cyanide by continuous flow analysis*
- EN ISO 15680:2003: *Water quality – Gas-chromatographic determination of a number of monocyclic aromatic hydrocarbons, naphthalene and several chlorinated compounds using purge-and-trap and thermal desorption*
- EN ISO 15681-1:2004: *Water quality – Determination of orthophosphate and total phosphorus contents by flow analysis (FIA and CFA) – Part 1: Method by flow injection analysis (FIA)*
- EN ISO 15681-2:2004: *Water quality – Determination of orthophosphate and total phosphorus contents by flow analysis (FIA and CFA) – Part 2: Method by continuous flow analysis (CFA)*
- EN ISO 15682:2001: *Water quality – Determination of chloride by flow analysis (CFA and FIA) and photometric or potentiometric detection*
- EN ISO/IEC 17025:2005: *General requirements for the competence of testing and calibration laboratories*
- EN ISO 17353:2005: *Water quality – Determination of selected organotin compounds - Gas chromatographic method*
- EN ISO 17993:2003: *Water quality – Determination of 15 polycyclic aromatic hydrocarbons (PAHs) in water by HPLC with fluorescence detection after liquid-liquid extraction*
- EN ISO 18856:2005: *Water quality – Determination of selected phthalates using gas chromatography/mass spectrometry*

ISO Standards

- ISO 7934:1989: *Stationary source emissions – Determination of the mass concentration of sulfur dioxide, hydrogen peroxide/bariumperchlorate/Thorin method*
- ISO 7935:1992: *Stationary source emissions; determination of the mass concentration of sulfur dioxide; performance characteristics of automated measuring methods*
- ISO 7981-1:2005: *Water quality – Determination of polycyclic aromatic hydrocarbons (PAHs) – Part 1: Determination of six PAH by high-performance thin-layer chromatography with fluorescence detection after liquid-liquid extraction*
- ISO 7981-2:2005: *Water quality – Determination of polycyclic aromatic hydrocarbons (PAHs) - Part 2: Determination of six PAH by high-performance liquid chromatography with fluorescence detection after liquid-liquid extraction*

Box 57: Titles of Standards (cont.)

- ISO 10397:1993: *Stationary source emissions; determination of asbestos plant emissions; method by fibre count measurement*
- ISO 10849:1996: *Stationary source emissions – Determination of the mass concentration of nitrogen oxides – Performance characteristics of automated measuring systems*
- ISO 11338-1:2003: *Stationary source emissions – Determination of gas and particle-phase polycyclic aromatic hydrocarbons – Part 1: Sampling*
- ISO 11338-2:2003: *Stationary source emissions – Determination of gas and particle-phase polycyclic aromatic hydrocarbons – Part 2: Sample preparation, clean-up and determination*
- ISO 11423-1:1997: *Water quality – Determination of benzene and some derivatives – Part 1: Head-space gas chromatographic method*
- ISO 11423-2:1997: *Water quality – Determination of benzene and some derivatives – Part 2: Method using extraction and gas chromatography*
- ISO 11564:1998: *Stationary source emissions – Determination of the mass concentration of nitrogen oxides – Naphthylethylenediamine photometric method*
- ISO 11632:1998: *Stationary source emissions – Determination of mass concentration of sulfur dioxide – Ion chromatography method*
- ISO 12039:2001: *Stationary source emissions – Determination of carbon monoxide, carbon dioxide and oxygen – Performance characteristics and calibration of automated measuring systems*
- ISO/FDIS 15713:2006: *Stationary source emissions – Sampling and determination of gaseous fluoride content*
- ISO 18073:2004: *Water quality – Determination of tetra- to octa-chlorinated dioxins and furans – Method using isotope dilution HRGC/HRMS*
- ISO 18857-1:2005: *Water quality – Determination of selected alkylphenols – Part 1: Method for non-filtered samples using liquid-liquid extraction and gas chromatography with mass selective detection*
- ISO/DIS 22032:2004: *Water quality – Determination of selected polybrominated diphenyl ethers in sediment and sewage sludge - Method using extraction and gas chromatography/mass spectrometry*
- ISO/CD 23210:2005: *Stationary source emissions – Determination of low PM10/PM2.5 mass concentration in flue gas by use of impactors*

Table 17 gives an indicative list measurement of pollutants in waste and sludge. The overview is based on European Committee for Standardization (CEN) standards cited in the IPPC BREF on monitoring. When no standardized analytical procedure is given it means that there is (yet) no agreement on an international level on how to determine the pollutant and one should look for procedures used nationally.

No.	CAS number	Pollutant	Sampling plan / taking / transport storage	Pre treatment	Extraction	Analysis quantification	Overall measurement report
12		Total nitrogen	GR1 / GR5 / GR6			EN 13342 (2000)	
13		Total phosphorus	GR1 / GR5 / GR6			WI 308-034	
19	7440-47-3	Chromium and compounds (as Cr)	GR4			WI 292-036 / WI 292-036	
40		Halogenated organic compounds (as AOX)	GR1 / GR5 / GR6	WI 308-047	WI 308-047	WI 308-047	
50	1336-36-3	Polychlorinated biphenyls (PCBs)	GR4 / GR1 / GR5 / GR6			WI 292-021 / WI308-046	
76		Total organic carbon (TOC) (as total C or COD/3)	GR1 / GR5 / GR6			EN 13137 (2001)	

