



**Developing Infrastructure and Operating  
Models for Intermodal Shift - DIOMIS**

<http://www.uic.org/diomis>

## **Intermodal Rail/Road Transport In Europe 2007**

Geneva 12&13 October 2009



## Main objectives



- To deliver evidence of the importance of the intermodal industry in Europe to economic and political stakeholders: “Only what you can count has relevance”
- To provide market data for the intermodal industry itself to be used for internal and political purposes
- To establish a time series on the evolution of the intermodal industry (2<sup>nd</sup> edition after the pioneering 2005 report)



## Schedule of presentation



- Intermodal market data 2007
- Intermodal traffic 2007
- Outlook for intermodal traffic 2008/2009

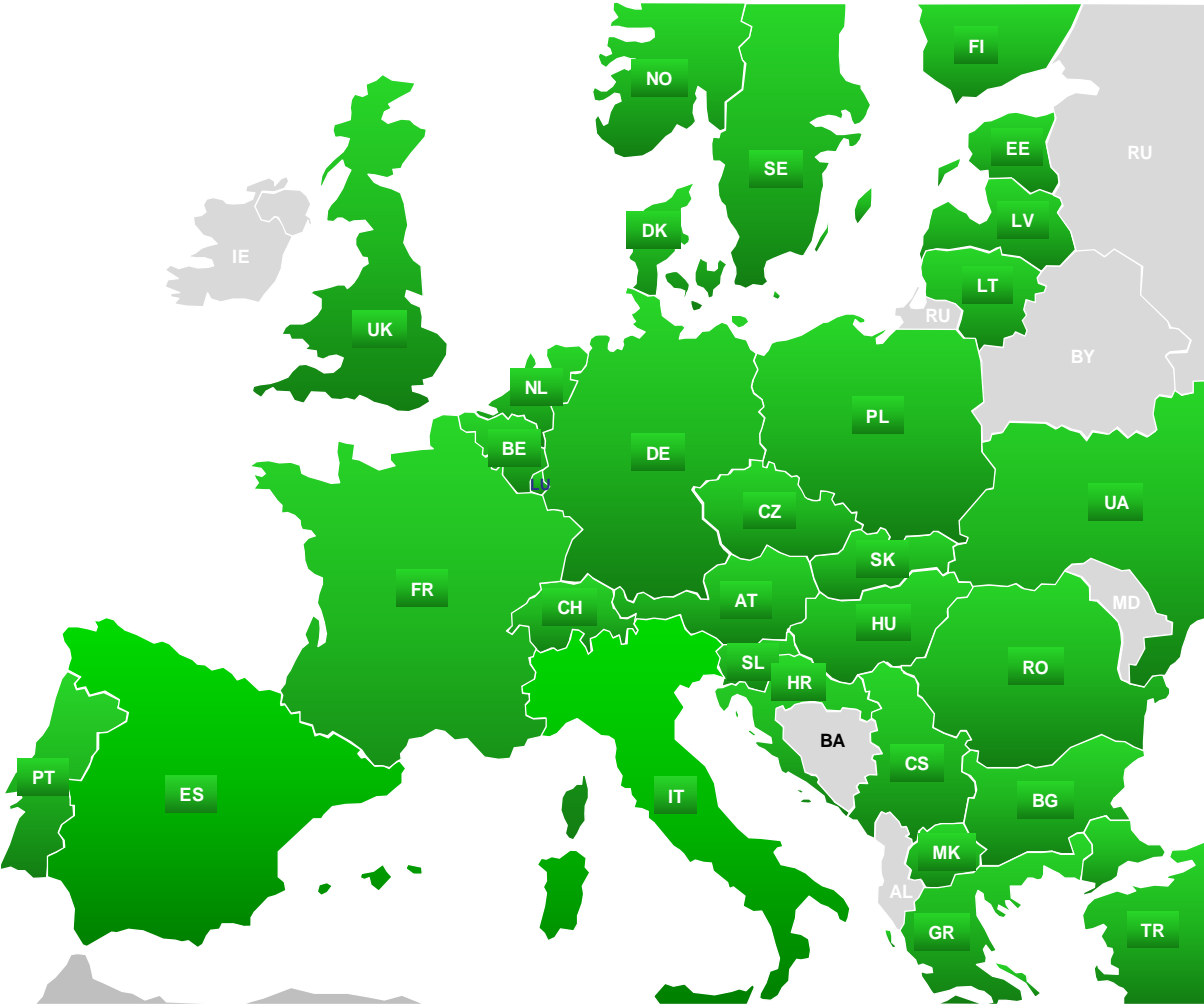




## Intermodal market data



# Countries covered by 2007 survey





### Providers of unaccompanied intermodal services

- Min. 105 intermodal service providers
  - Generalist (classical) intermodal operators: ca. 40%
  - Railway undertakings in operator role: ca. 30%
  - Logistic service providers in operator role: ca. 30%



### Revenues from intermodal rail/road services

**Intermodal revenues 2007**

**€ 5.205 bn**

## Employment in intermodal rail/road industry

Staff with	Number of employees		
	Reported figures	Estimated additional	Total
Intermodal service providers	6,143	2,891	9,034
Train operating companies	660	6,554	7,214
Infrastructure managers	-	15,634	15,634
<b>Total</b>	<b>6,803</b>	<b>25,079</b>	<b>31,882</b>

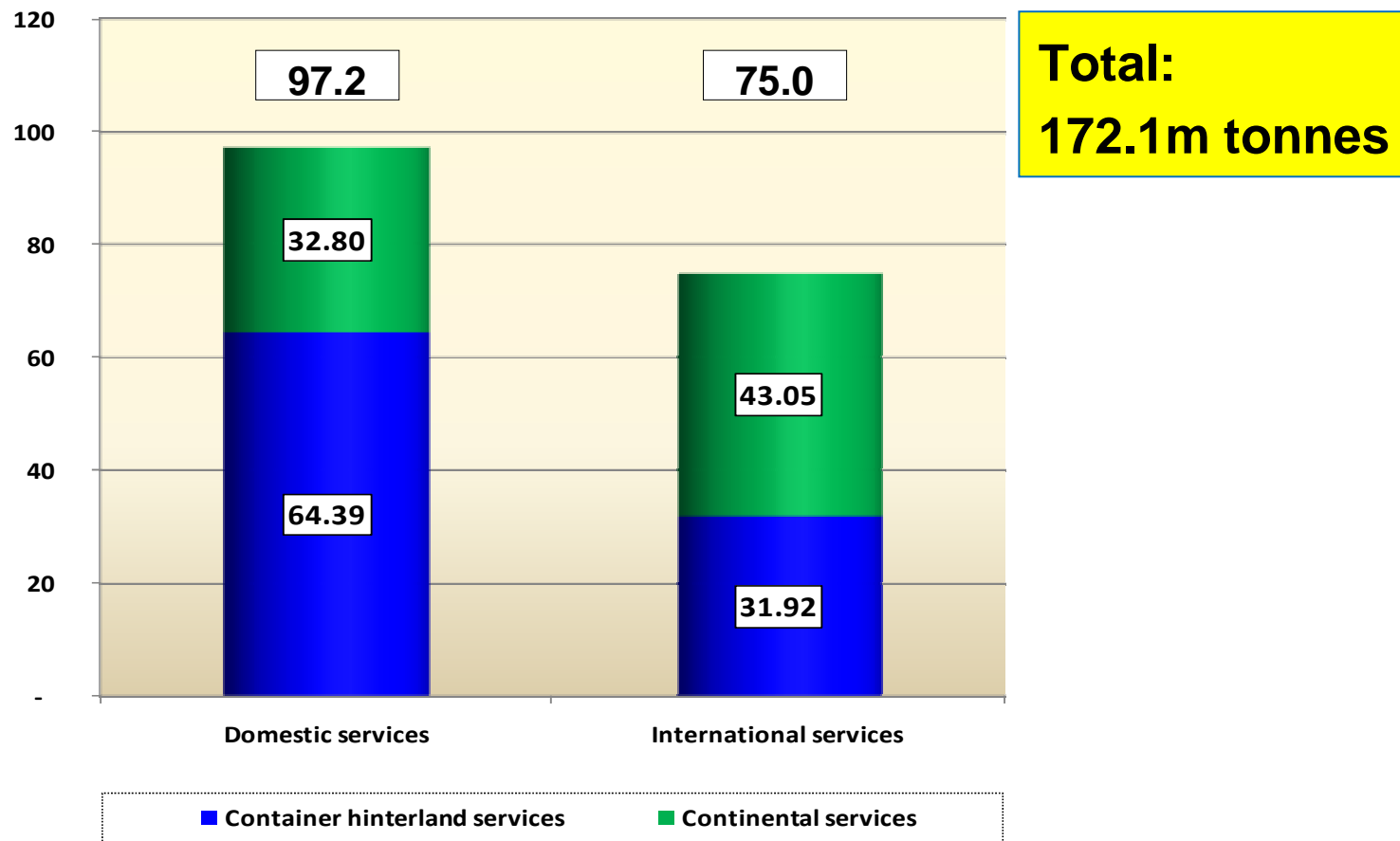


## Intermodal traffic 2007



## Unaccompanied intermodal traffic: goods shipped

Million gross tonnes



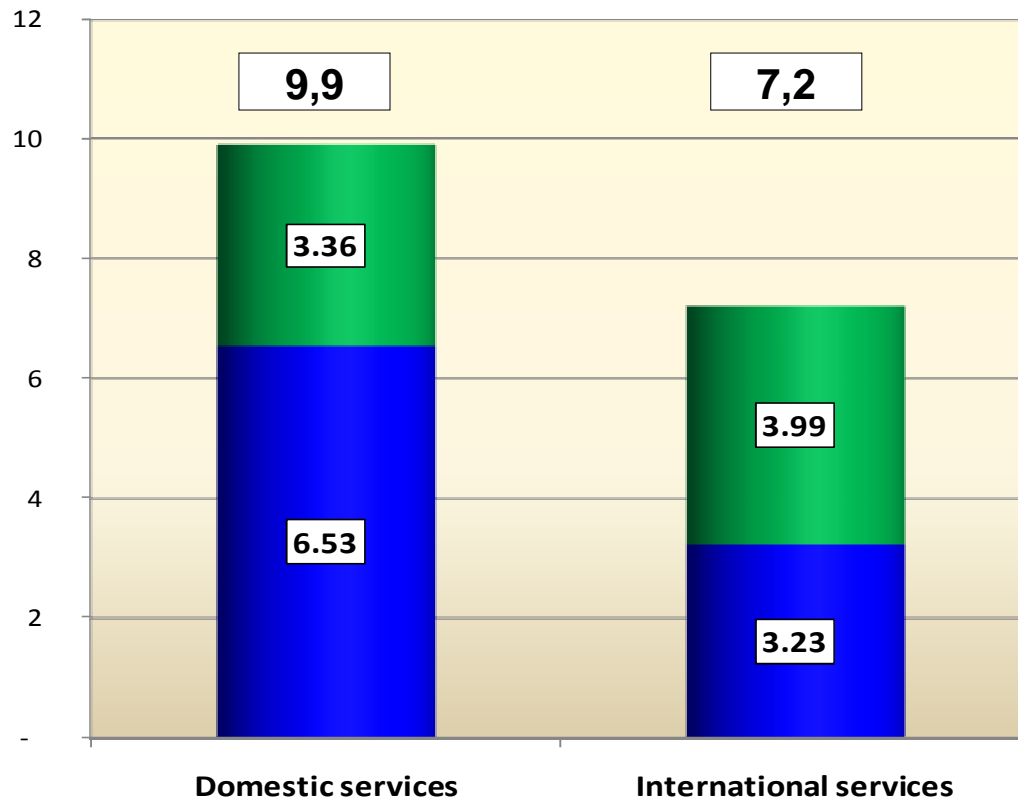
Source: KombiConsult; UIC: Report on Combined Transport in Europe 2007

# Intermodal traffic 2007



## Unaccompanied intermodal traffic: TEU carried

Million TEU



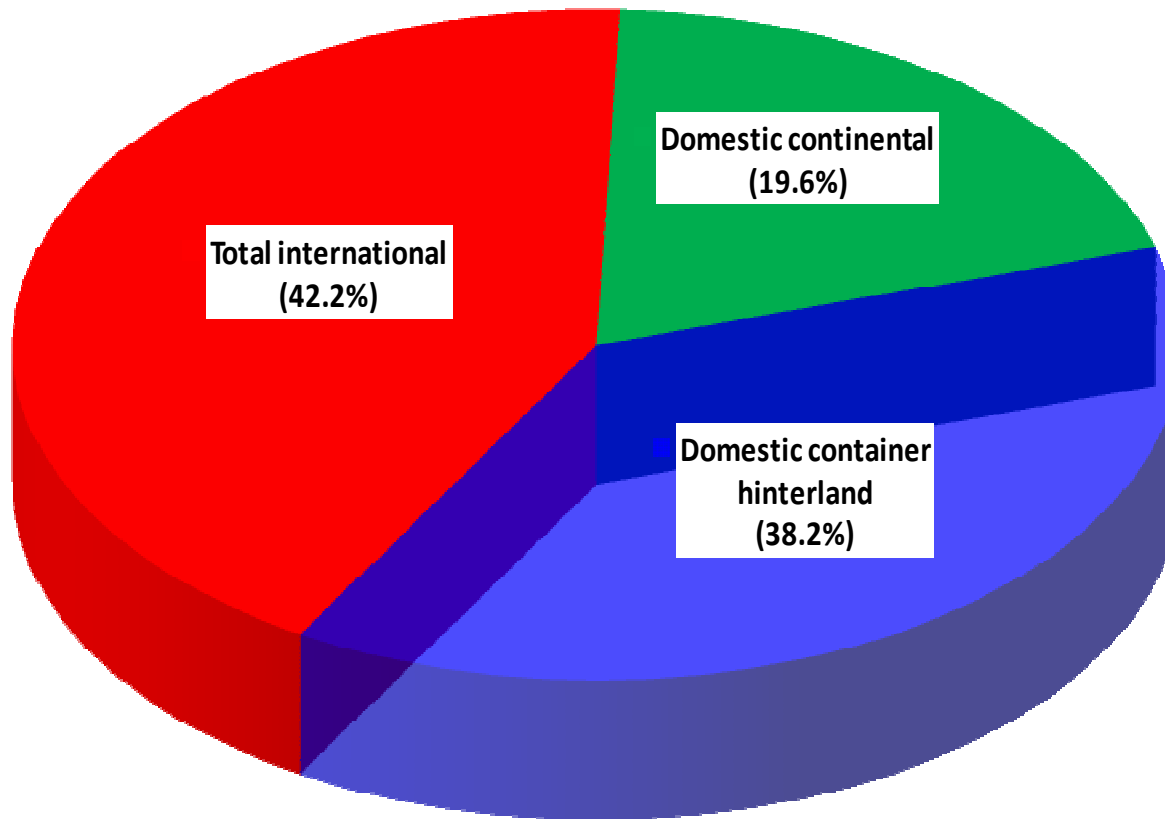
**Total:  
17.1m TEU**

■ Container hinterland services    ■ Continental services

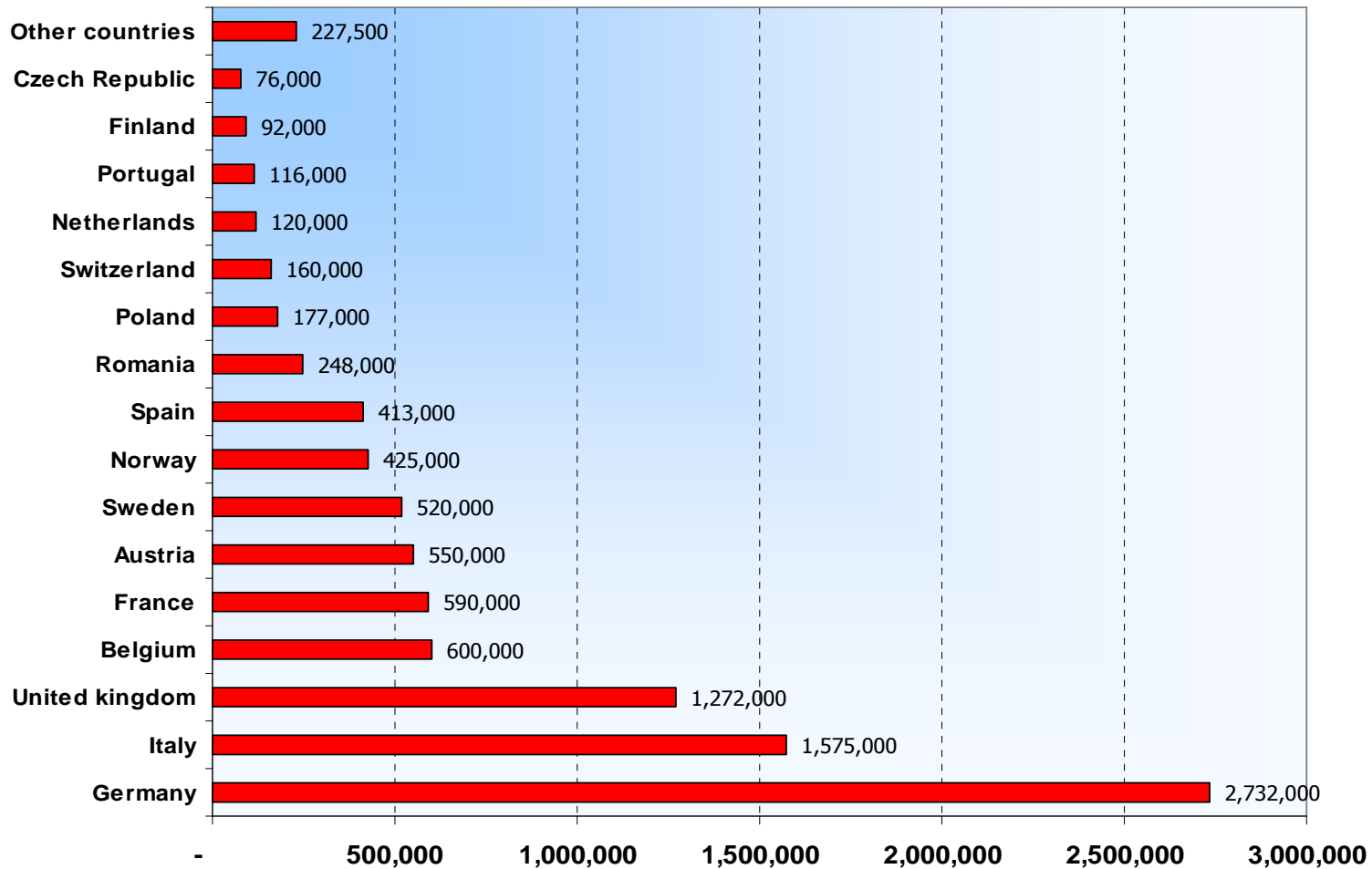
Source: KombiConsult; UIC: Report on Combined Transport in Europe 2007



## Importance of international freight (according to TEU)



## Domestic unaccompanied traffic by country 2007 (in TEU)



Source: KombiConsult; UIC: Report on Combined Transport in Europe 2007

### Intermodal rail/road traffic 2005 – 2007: TEU carried

Intermodal market segment	Traffic volume (million TEU)		2007/2005 % change
	2005	2007	
Domestic services	7.29	9.89	35.7%
International services	5.38	7.22	34.2%
Total volume	12.67	17.11	35.0%

### Accompanied intermodal rail/road traffic 2007

Market segment	Gross tonnes	Shipments (n° of trucks)	TEU
Domestic services	4,592,000	127,628	297,373
International services	9,018,000	282,255	657,654
<b>Total services</b>	<b>13,610,000</b>	<b>409,883</b>	<b>955,027</b>

### Total intermodal rail/road traffic 2007: TEU carried

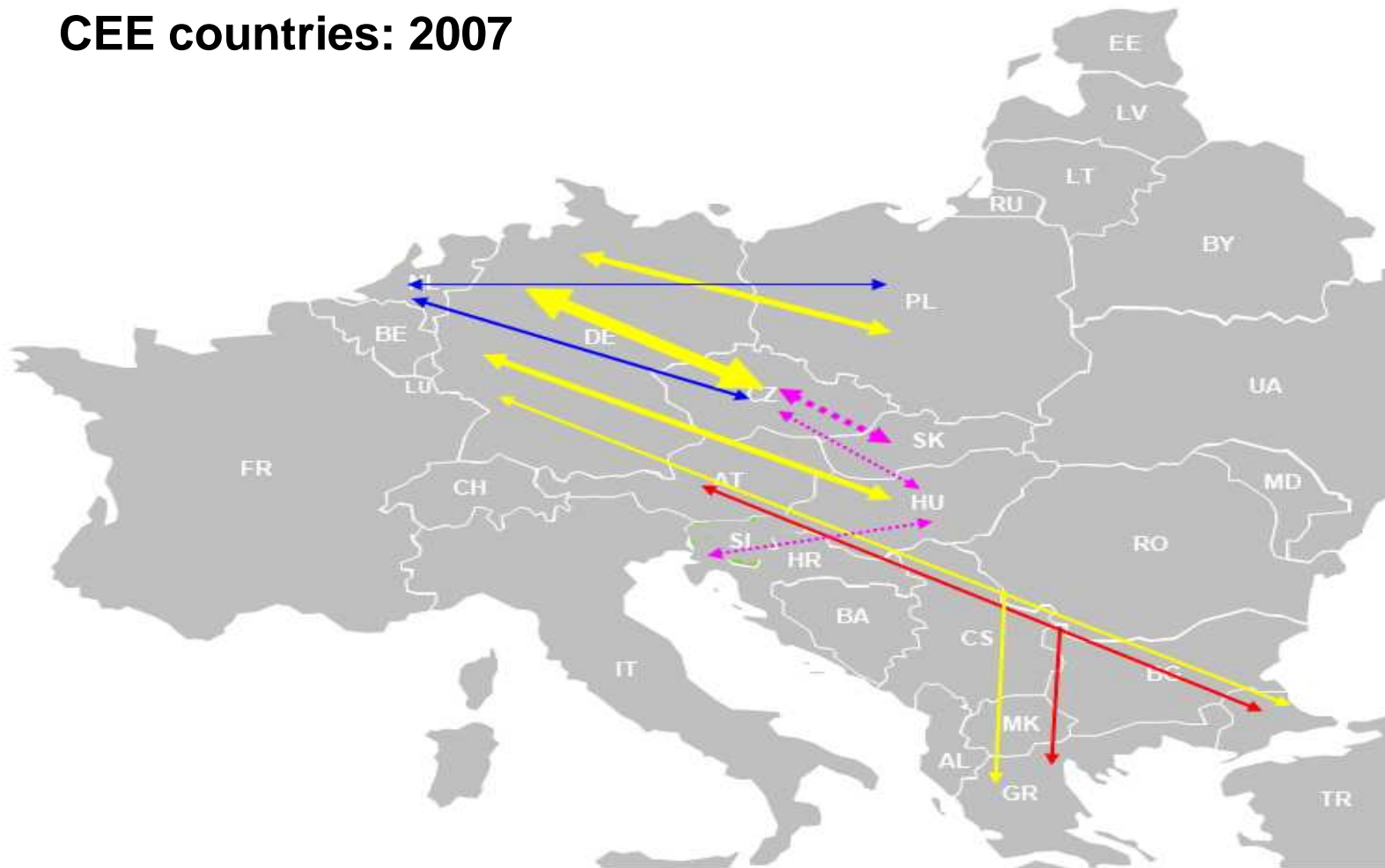
Intermodal market segment	TEU		
	Unaccompanied traffic	Accompanied traffic	Total intermodal traffic
Domestic services	9,893,566	297,373	10,190,939
International services	7,219,254	657,654	7,876,908
<b>Total intermodal services</b>	<b>17,112,820</b>	<b>955,027</b>	<b>18,067,847</b>



### Total intermodal rail/road traffic 2005-2007: TEU carried

Intermodal market segment	Traffic volume (million TEU)		2007/2005 % change
	2005	2007	
Domestic services	7.39	10.19	37.9%
International services	6.03	7.88	30.7%
Total services	13.42	18.07	34.6%

## Major international intermodal trade lanes involving CEE countries: 2007



# Outlook for intermodal traffic

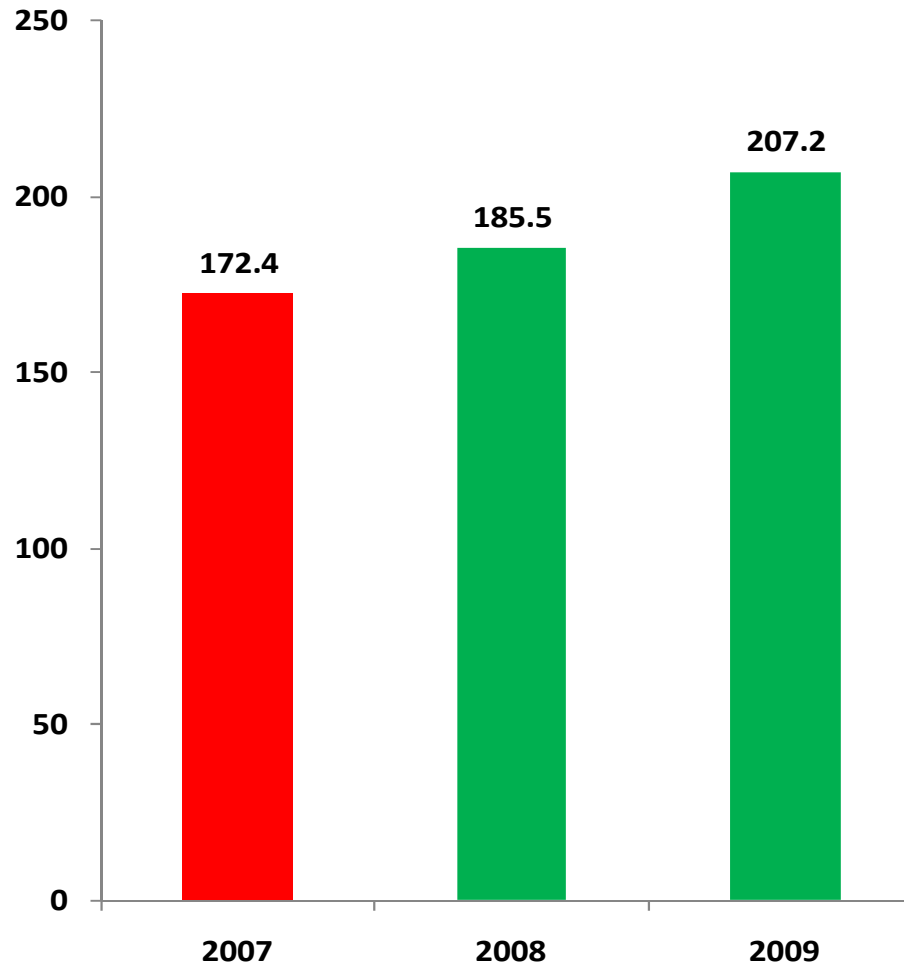
## 2008/2009

# Outlook for intermodal traffic 2008/2009

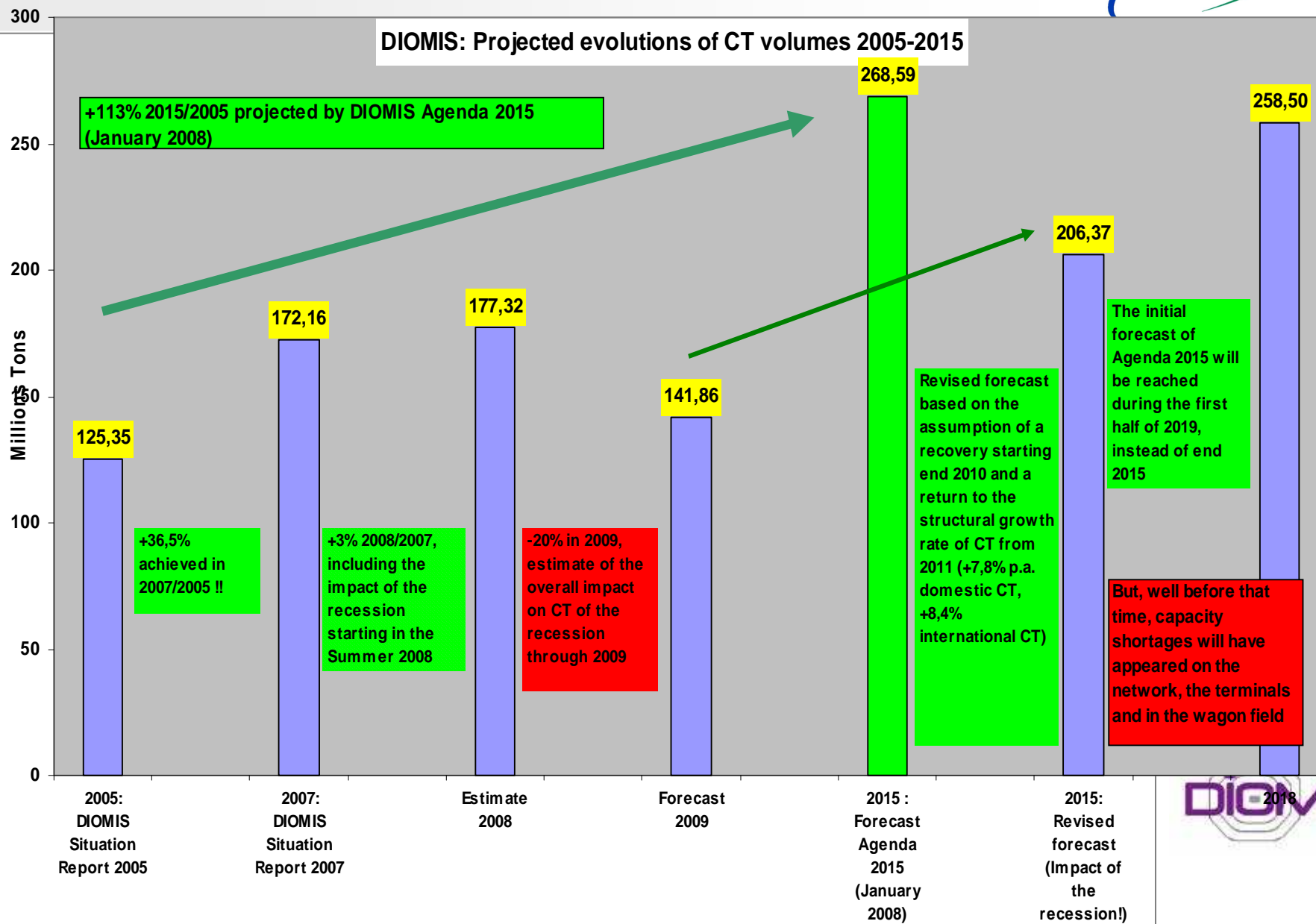


## Forecast unaccompanied intermodal traffic: 2007-2009 (mill tonnes)

2008/2007: + 7.6%  
2009/2008: + 11.7%



Source: KombiConsult; UIC: Report on Combined Transport in Europe 2007 ; 47 companies

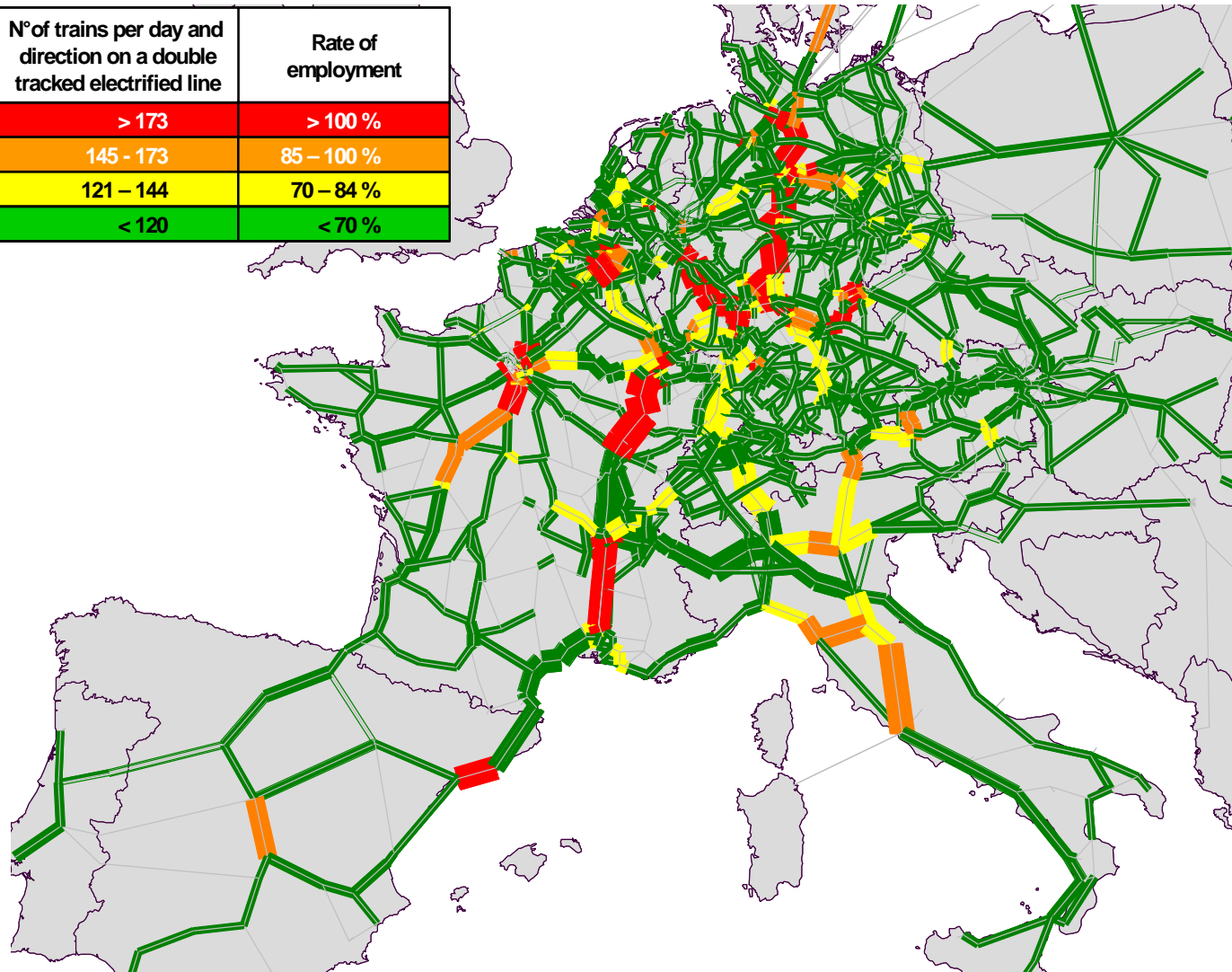


# Rail network load 2015

(all ongoing & planned investments implemented)



N° of trains per day and direction on a double tracked electrified line	Rate of employment
> 173	> 100 %
145 - 173	85 - 100 %
121 - 144	70 - 84 %
< 120	< 70 %





THANK YOU FOR  
YOUR ATTENTION

Sandra Gehenot  
gehenot@uic.org

