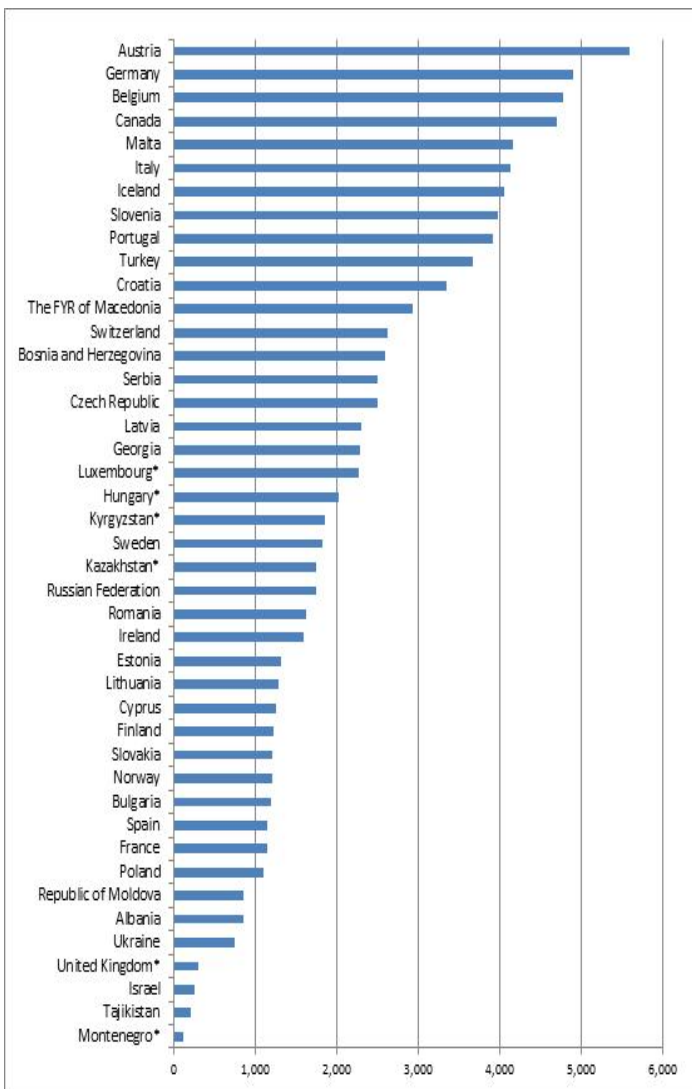
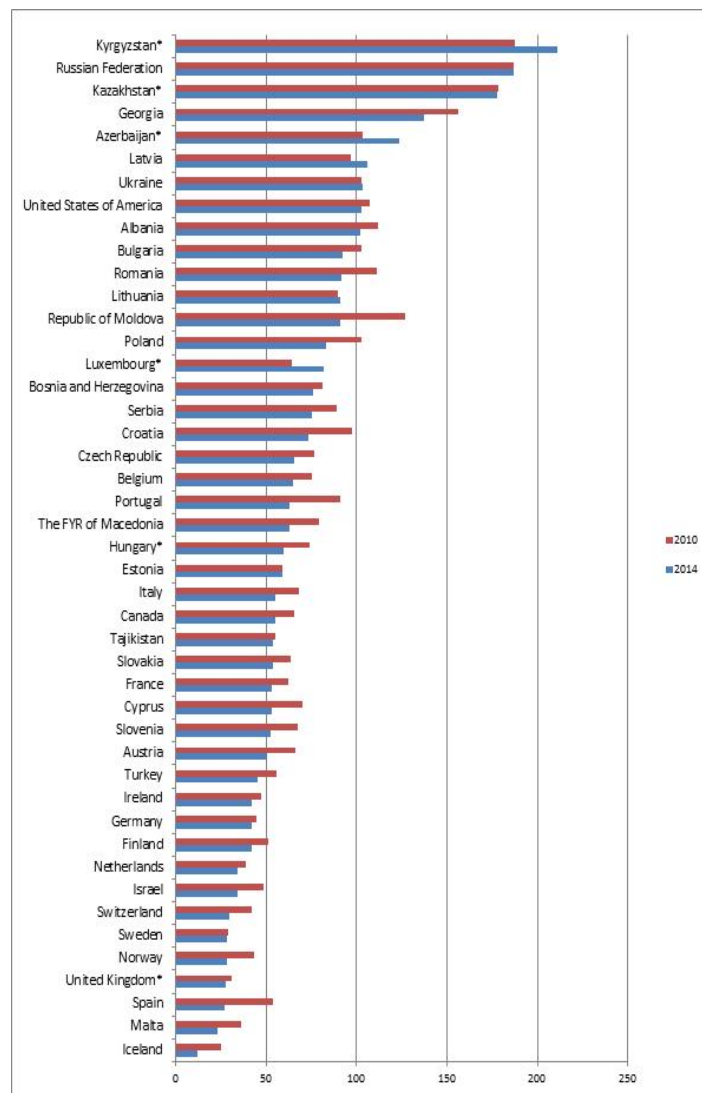



Road accidents: Injured per 1 000 000 inhabitants, 2014



Road accidents: Fatalities per 1 000 000 inhabitants, 2010-2014



Main transport indicators in the ECE Region



Contact information

United Nations Economic Commission for Europe
 Sustainable Transport Division
 Palais des Nations, 8-14 Avenue de la Paix, CH-1211 Geneva 10
 Tel: + 41 (0) 22 917 2401 – Fax: + 41 (0) 22 917 0039
 E-mail: stat.trans@unece.org, www.unece.org/trans

Main Transport Indicators 2014

Countries	ROAD		1st registrations		Performance		RAIL		INLAND WATERWAYS			ROAD ACCIDENTS					
	Stock at 31/12						Air emissions CO ² emission*	Performance		Air emissions CO ² emission*	Performance	Air emissions CO ² emission*	Injury road accidents	Fatalities	Injuries	Fatalities	Injuries
	Passenger cars	Goods vehicles	Passenger cars	Goods vehicles	P-km	T-km	Thousand	P-km	T-km	Thousand	T-km	Thousand	Number	Number	Number	1 000 000 inhabitants	
	Number	Number	Number	Number	Million	Million	Thousand	Million	Million	Thousand	Million	Thousand	Number	Number	Number	1 000 000 inhabitants	
Albania	297,370	65,864	341,728	71,341	12	23	2,075	295	2,503	102	863
Armenia																	
Austria	4,694,921	418,594	303,318	34,769	...	16,605	...	12,092	20,494	...	2,177	...	37,957	430	47,670	51	5,603
Azerbaijan																	
Belarus																	
Belgium	5,555,499	1,106,442	487,711	75,698	4,057	...	41,481	727	53,248	65	4,775
Bosnia and Herzegovina	801,253	100,340	64,247	8,122	1,660	3,216	...	35	1,313	6,882	290	9,924	76	2,593
Bulgaria	3,013,863	472,988	211,033	40,654	...	27,922	...	1,702	3,439	...	5,074	...	7,018	660	8,639	92	1,200
Canada	21,729,596	7,935,010	1,330	277,402	120,660 *	1,923 *	165,306 *	55 *	4,702 *
Croatia	1,474,495	175,980	68,522	11,332	3,648 ^{a/}	9,381	5,380	927	2,119	74	716	122	10,607	308	14,222	73	3,356
Cyprus	478,492	119,840	17,933	2,390	...	618.3	1,792	758	45	1,070	53	1,254
Czech Republic	4,833,386	608,711	192,923	21,576	80,931	54,092	17,043	7,797	14,574	277	656	9	21,054	685	26,358	65	2,501
Denmark																	
Estonia	652,950	182,049	21,135	9,084	2,569 ^{c/}	6,308	2,115	280	3,256	81	1,435	78	1,746	59	1,327
Finland	3,194,950	1,511,587	106,235	42,597	74,221	23,400	10,836	3,874	9,596	167,476	293	...	5,324	229	6,705	42	1,225
France	829,636	288,532	118,772	102,208	32,217	529	7,752	1,209	58,191	3,384	73,048	53	1,147
Georgia	52,726	89,987	6,572 ^{b/}	655 ^{b/}	...	550	4,988	5992	511	8536	137	2289
Germany	44,403,124	9,516,643	3,036,773	557,053	1,018,200	310,142	...	90,977	112,629	...	59,093	...	302,435	3,377	392,912	42	4,900
Greece																	
Hungary*	3,040,732	462,649 ^{d/}	126,937	28,903 ^{d/}	20,215 ^{d/}	35,817	...	7,842	9,722	...	1,924	...	15,691	591	20,090	60	2,034
Iceland	217,454	35,638	9,471	1,084	808	4	1,276	12	4,063
Ireland	2,018,180	307,820	84,136	15,627	...	9,772	10,723.3 ^{b/}	1,695	100	107.8 ^{b/}	4,976 *	193 ^{b/}	7,313 ^{b/}	42.1 ^{b/}	1,593.9 ^{b/}
Israel	2,480,547	410,508	239,430	24,761	15,588	2,485	1,165	200	11,772	279	21,631	34	263
Italy	37,080,753	3,930,858	1,376,185	111,331	787,358	99,649	98157*	49,957,213	9,635,679	49*	90731*	78*	177,031	3,381	251,147	55	4,131
Kazakhstan*	3,678,282	450,178	205,111	145,347	...	20,625	231,290	...	32	...	23,359	3,037	29,872	178.0	1,754
Kyrgyzstan*	8,145.4	1,392.0	...	55.5	1,001.7	...	2.0	...	7,492	1,217	10,738	211	1,859
Latvia	657,799	83,205	63,040	8,968	14,971	13,670	...	649	19,441	3,728	212	4,603	106	2,309
Liechtenstein	29,051	3,183	1,812	238	89	3
Lithuania	1,205,668	139,644	136,098	15,404	24,366	28,067	...	372 ^{f/}	14,307	...	1	...	3,256	267	3,787	91	1,291
Luxembourg*	355,358	43,437	46,624	5,098	385	218	949	45	1,252	82	2,278
Malta	265,950	42,974	15,439	1,610	312	1,445	10	1,786	23	4,160
Montenegro*	178,662	17,130	12,417	12,500	109	67	...	73	104	5,264	74	1,812	2,899	118
Netherlands	7,979,083	2,055,494	387,569	92,960	167,900	72,371	29,300	17,057	6,169	100	47,717	1100	...	570	...	34	...
Norway	2,555,443	1,577,925	172,042	72,655	68,786	19,867	10,117	4,148	2,331	44	4,972	147	6,291	28	1,218
Poland	20,003,863	4,296,245	1,047,598	205,465	...	262,860	...	16,015	50,073	...	779	...	34,970	3,202	42,545	83	1,106
Portugal	4,699,645	1,348,599	172,642	27,494	5,623 ^{b/}	33,857 ^{b/}	...	3,852	2,438	30,604 ^{f/}	657	40,610	63	3,914
Republic of Moldova	533,920	160,199	25,048	5,505	2,873.8	4,306.5	179.0	256.8	1,182.3	2.7	1	...	2,564	324	3,080	91.0	866.0
Romania	4,907,564	806,523	290,394	83,604	18,339	35,135	...	4,976	12,264	...	11,760	...	25,355	1,818	32,334	91	1,624
Russian Federation	43,417,028	9,112,728	2,351,033	344,421	127,090	246,784	...	130,027	2,300,532	...	72,317	...	199,720	26,963	251,785	187.0	1,751.0
Serbia	1,797,427	199,087	11,898	2,692	4,223	2,959	...	453	2,988	...	759	...	13,056	536	17,972	75	2,504
Slovakia	1,949,055	321,547	125,813	17,914	4,617 ^{e/}	31,304	...	2,583	8,829	...	905	...	5,391	295	6,617	54	1,220
Slovenia	1,076,962	113,972 ^{j/}	54,699	9,613 ^{j/}	5,227	697	4,110	41	-	-	6,264	108	8,220	52.4	3,987
Spain	22,029,512	5,438,699 ^{j/}	890,125	137,542 ^{d/}	370,310 *	253,196	78,603 *	23,753	7,557	35,147	1,247	53,527	26.9	1,152.4
Sweden	4,585,519	581,205	324,037	49,097	114,855	41,956	16,624	12,121	21,296	47	12,933	270	17,800	28	1,826
Switzerland	4,384,490	653,904	304,083	48,555	107,203	17,541	15,786	20,010	12,313	40	...	26	17,803	243	21,521	29.7	2,628
Tajikistan	10,305	6,180	...	18	390	1,514	446	1,746	54.0	211
The FYR of Macedonia	371,449	45,795	29,766	4,717	1,208	7,399	...	80	411	3,852	130	6,056	63	2,930
Turkey	9,857,915	3,836,207	585,814	182,277	276,073	234,492	62,857	3,458	11,992	505	168,512	3,524	285,059	45.36	3,668.91
Turkmenistan																	
Ukraine	42,631.7	55,963.5	...	35,865.2	210,156.9	...	1,358.1	...	25,820	4,420	31,966	103	745
United Kingdom*	29,140,937 ^{k/}	468,876 ^{k/}	2,225,082 ^{k/}	53,155 ^{k/}	687,978 ^{k/}	59,616 ^{k/}	22,401 ^{k/}	...	1,383	...	144,480	1,770	192,857	27.6	300.8
United States of America	4,864,999	10,742	2,703,894	32,675	...	102	...
Uzbekistan																	

Sources: UNECE Transport Database; National Statistical Offices; ITF, IEA, CIS; Eurostat

No data available for some countries

* Data refer to 2013

. = Not applicable

... = Not available

a/ Buses only.

b/ Provisional.

c/ Including buses, trolleybuses and trams.

d/ Trailers and semi trailers excluded.

e/ Interurban and urban transport.

f/ Including transit.

g/ Buses and coaches:only operators for hire and reward.

h/ Only the main land.

i/ Not including Azores.

j/ Including lorries, trailers and semi trailers.

k/ Great Britain only.