

# TURKEY



<http://www.die.gov.tr/ENGLISH/index.html>

Capital:	Ankara
Population mid-year:	71 325 000
Area (km <sup>2</sup> ):	774 815
Population density (per km <sup>2</sup> ):	92
Population in urban areas:	66%
Population as % of total population of UNECE:	5.93
Official languages:	Turkish
Date joined UN:	24 October 1945
National currency:	Turkish lira (TRL)

Life expectancy at birth (in years):	
Women:	71.0
Men:	69.7

Healthy life expectancy (in years), 2002:	
Women:	62.8
Men:	61.2

Infant mortality rate (% live births):	42.6
--	------

Average annual population growth rate, 2000-2005:	1.42
---	------

Marriages (per 1000 population), 1999:	7.2
--	-----

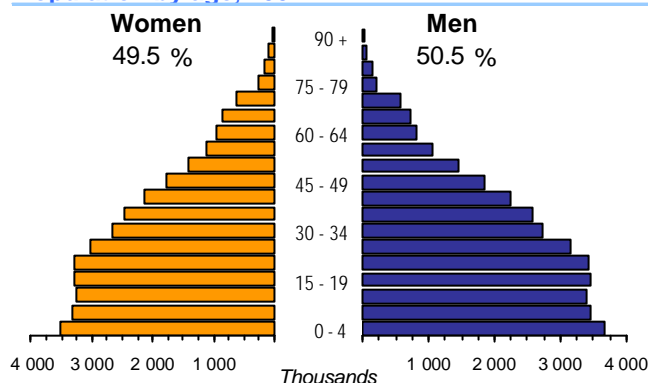
Divorces (per 1000 population), 2000:	0.5
---------------------------------------	-----

Average household size, 2000:	4.6
-------------------------------	-----

Time: GMT +2h



## Population by age, 2002:

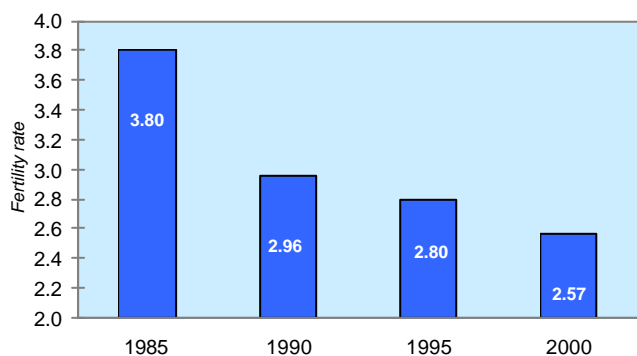


Percentage of women in the labour force:	28
--	----

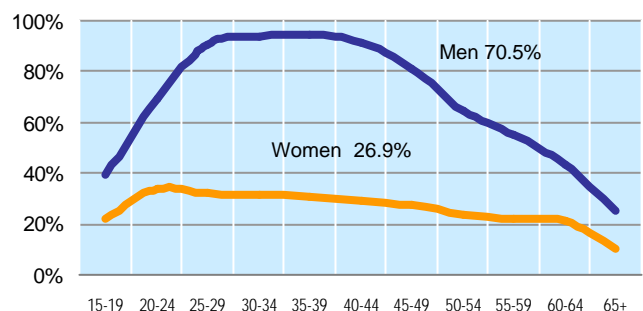
Percentage of female students, 2002:	41
--------------------------------------	----

Percentage of parliament seats held by women:	4
---	---

## Total fertility rate



## Economic activity rate, 2002:



	1997	1998	1999	2000	2001	2002	2003
Employment (% change over previous year)	-2.5	2.8	2.1	-0.4	-1.0	-0.8	-0.3
Unemployment rate (%)	6.4	6.8	7.6	6.5	8.3	10.3	9.0
Youth unemployment rate (%)	6.4	6.8	7.6	6.6	8.5	10.4	...
Total expenditure on education (% GDP) <sup>a/</sup>	2.9	3.2	3.1	3.5	3.7	...	...
Total expenditure on health (% GDP) <sup>b/</sup>	4.2	4.8	4.9	5.0	5.0	...	...

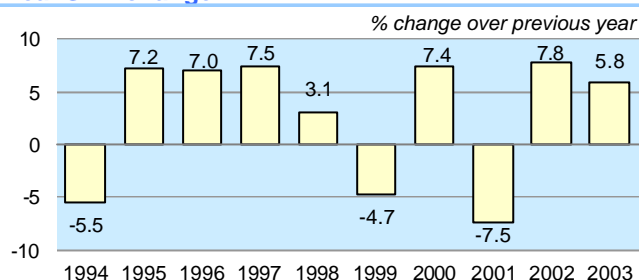
a/ Total public expenditure on education as % of GDP, for all levels of education combined, Eurostat (New Cronos).

b/ Gross VA in health & social work (ISIC N); share of total GVA, current prices.



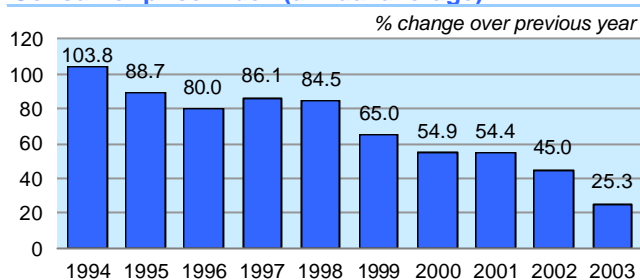
# TURKEY

## Real GDP change



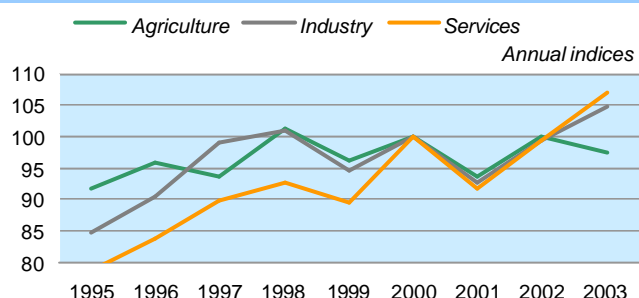
GDP per capita, PPP USD:	6 770
TRL:	5 044 083 280
Gross capital formation per capita USD:	1 542
Private consumption expenditure	
per capita USD:	4 508

## Consumer price index (annual average)



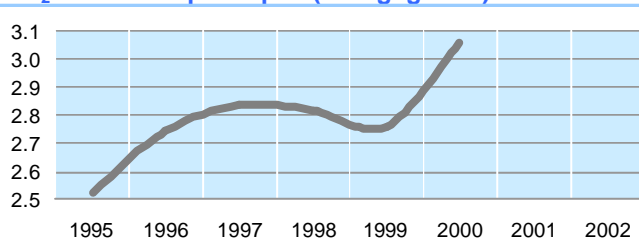
GDP at current prices bill. PPP USD:	1311.0
bill. Turkish liras:	976 802 783
GDP as % of total GDP of UNECE:	4.55
Purchasing Power Parities (PPP):	745064.00
Exchange rate (TRL per USD annual average)	1 500 890

## GDP (value added) in agriculture, industry and services (2000=100):



Number of passenger cars (per 1000 pop.), 2002:	65
Estimated Internet users (per 1000 pop.):	81
Mobile phone subscribers (per 1000 pop.):	408

## CO<sub>2</sub> emissions per capita (in Gigagrams):



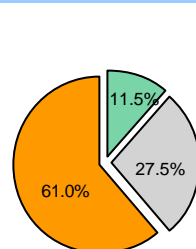
Exports of goods and services, as % of GDP:	27.4
Imports of goods and services, as % of GDP:	30.7
External trade balance, as % of GDP:	-3.3
Tourism receipts, as % of GDP, 2002:	1.2
Tourism expenditures, as % of GDP, 2002:	0.2

## Main external trade commodities (% of total):

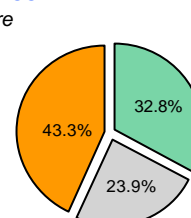
Exports of goods (f.o.b.):	
Clothing and accessories	21.1
Textile yarn,fabric	11.1
Road vehicles	10.9
Iron and steel	7.1
Vegetables and fruit	5.4

c/ Total primary energy supply in Mtoe expressed in million US\$.

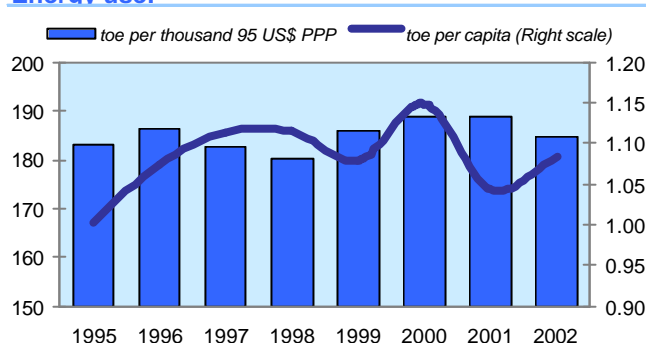
## GDP (value added) by major economic sectors:



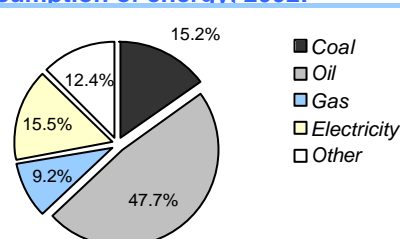
## Employment by major economic sectors 2002



## Energy use:<sup>c/</sup>



## Final consumption of energy, 2002:



## Imports of goods (c.i.f.):

Petroleum, petroleum products and related mat.	9.5
Road vehicles	7.7
Machinery specialized for particular industries	5.8
Electrical machinery, apparatus and appliances	5.3
Textile yarn, fabrics, made-up articles, n.e.s.,	5.0

