

THE FORMER YUGOSLAV REPUBLIC OF MACEDONIA



Time: GMT +1h



<http://www.stat.gov.mk/>

| | |
|---|--------------|
| Capital: | Skopje |
| Population mid-year: | 2 005 538 |
| Area (km ²): | 25 713 |
| Population density (per km ²): | 78 |
| Population in urban areas: | 60% |
| Population as % of total population of UNECE: | 0.17 |
| Official languages: | Macedonian |
| Date joined UN: | 8 April 1993 |
| National currency: | Denar (MKD) |

| | |
|--------------------------------------|------|
| Life expectancy at birth (in years): | |
| Women: | 77.2 |
| Men: | 72.5 |

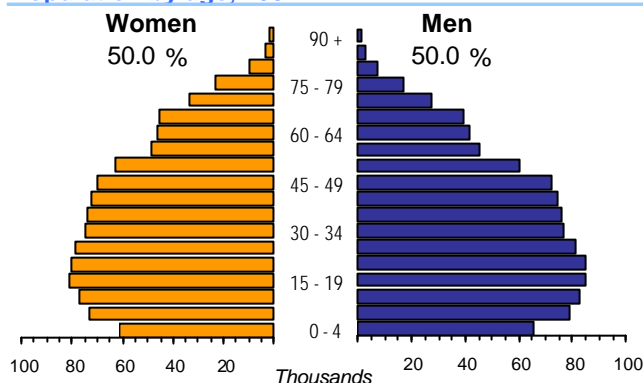
| | |
|---|------|
| Healthy life expectancy (in years), 2002: | |
| Women: | 65.0 |
| Men: | 61.9 |

| | |
|--|------|
| Infant mortality rate (% live births): | 11.7 |
|--|------|

| | |
|---|------|
| Average annual population growth rate, 2000-2005: | 0.51 |
|---|------|

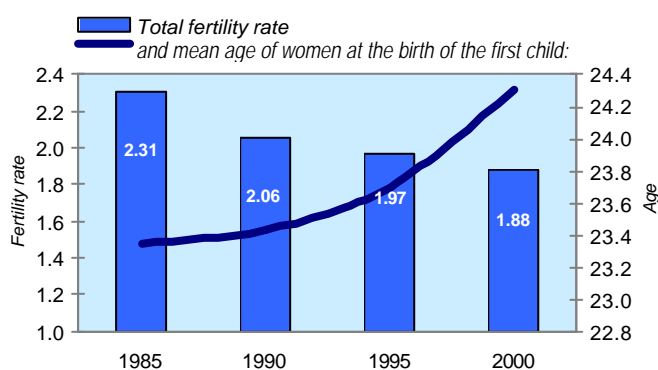
| | |
|---------------------------------------|-----|
| Marriages (per 1000 population): | 7.1 |
| Divorces (per 1000 population), 2003: | 0.7 |
| Average household size, 1994: | 3.9 |

Population by age, 2002:

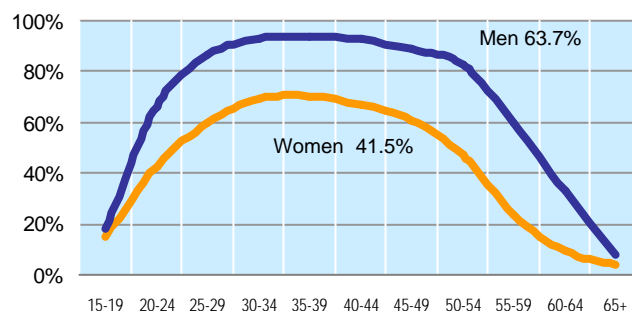


| | |
|---|----|
| Percentage of women in the labour force: | 40 |
| Percentage of female students, 2002: | 55 |
| Percentage of parliament seats held by women: | 18 |

Total fertility rate and mean age of women at the birth of the first child:



Economic activity rate, 2002:



| | 1997 | 1998 | 1999 | 2000 | 2001 | 2002 | 2003 |
|--|------|------|------|------|------|------|------|
| Employment (% change over previous year) | -6.0 | -2.9 | 1.8 | -1.3 | -4.5 | ... | ... |
| Unemployment rate (%) | 41.7 | 32.3 | 44.0 | 45.1 | 41.8 | 45.3 | 45.3 |
| Youth unemployment rate (%) ^{a/} | 74.2 | 70.9 | 62.9 | 59.9 | 56.1 | ... | ... |
| Total expenditure on education (% GDP) ^{b/} | 4.7 | 4.6 | 4.8 | 4.1 | 4.0 | 4.3 | ... |
| Total expenditure on health (% GDP) ^{c/} | 4.9 | 4.8 | 4.7 | 4.4 | 4.3 | 4.6 | ... |

a/ UNICEF Innocenti Research Centre (IRC) TransMONEE 2003, Unemployment rate among 15-24 year-olds based on LFS concept.

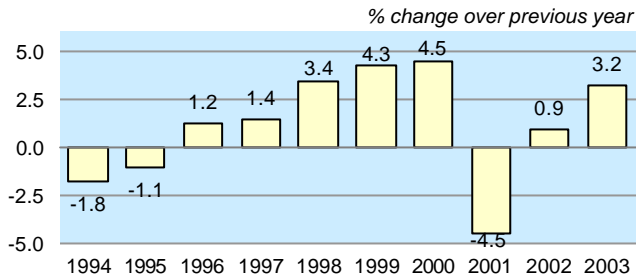
b/ Gross VA in education (ISIC M); share of total GVA, current prices.

c/ Gross VA in health & social work (ISIC N); share of total GVA, current prices.



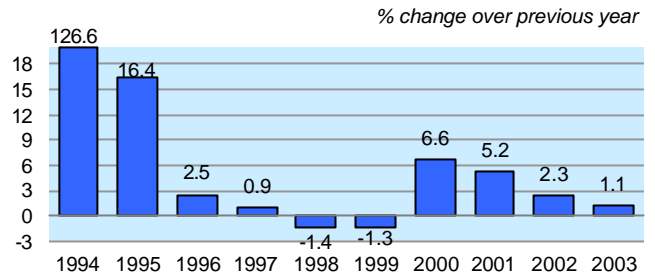
THE FORMER YUGOSLAV REPUBLIC OF MACEDONIA

Real GDP change



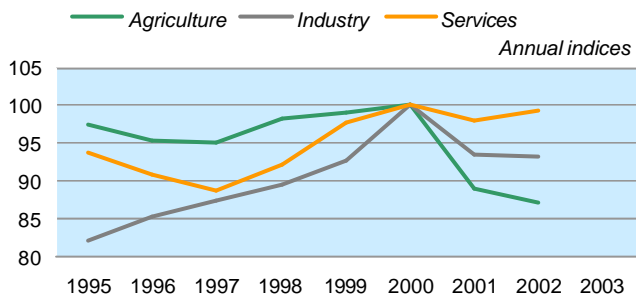
| | |
|---|---------|
| GDP per capita, PPP USD: | 5 322 |
| MKD: | 126 398 |
| Gross capital formation per capita USD, 2002: | 1 007 |
| Private consumption expenditure per capita USD, 2002: | 3 878 |

Consumer price index (annual average)



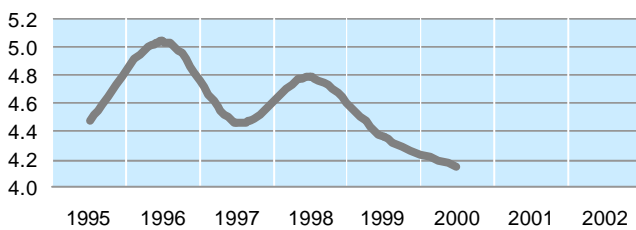
| | |
|---|-------|
| GDP at current prices bill. PPP USD: | 10.9 |
| bill. denars: | 258.0 |
| GDP as % of total GDP of UNECE: | 0.04 |
| Purchasing Power Parities (PPP): | 23.75 |
| Exchange rate (MKD per USD annual average): | 54.32 |

GDP (value added) in agriculture, industry and services (2000=100):



| | |
|---|-----|
| Number of passenger cars (per 1000 pop.), 2002: | 152 |
| Estimated Internet users (per 1000 pop.): | 48 |
| Mobile phone subscribers (per 1000 pop.): | 177 |

CO₂ emissions per capita (in Gigagrams):



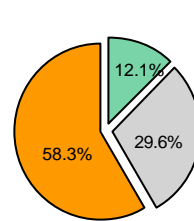
| | |
|---|-------|
| Exports of goods and services, as % of GDP, 2002: | 38.0 |
| Imports of goods and services, as % of GDP, 2002: | 57.2 |
| External trade balance, as % of GDP, 2002: | -19.2 |
| Tourism receipts, as % of GDP, 2002: | 0.4 |
| Tourism expenditures, as % of GDP, 2002: | 0.4 |

Main external trade commodities (% of total):

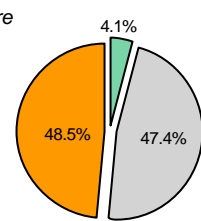
| Exports of goods (f.o.b.): | |
|----------------------------|------|
| Clothing and accessories | 30.0 |
| Iron and steel | 18.4 |
| Tobacco, tobacco manufact. | 6.0 |
| Petroleum, petrol. product | 5.2 |
| Beverages | 4.1 |

d/ Total primary energy supply in Mtoe expressed in million US\$.

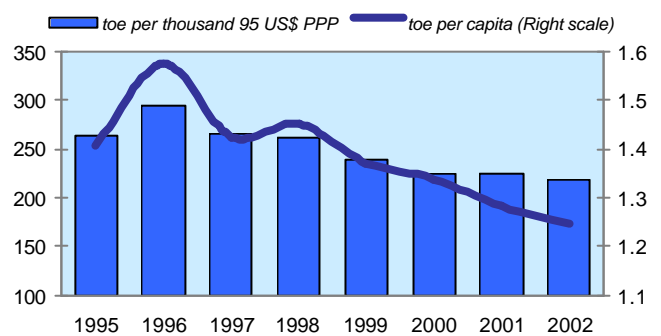
GDP (value added) by major economic sectors: 2002



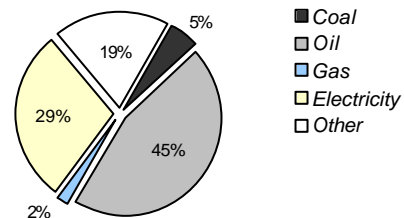
Employment by major economic sectors 2002



Energy use:^{d/}



Final consumption of energy, 2002:



Imports of goods (c.i.f.):

| | |
|---|------|
| Special transactions and commodities not classif. | 19.5 |
| Petroleum, petroleum products and related mat. | 11.2 |
| Road vehicles | 4.4 |
| Telecommunications and other equipment | 3.9 |
| Electrical machinery, apparatus and appliances | 3.3 |

