

SAN MARINO



<http://www.infoplease.com/atlas/country/sanmarino.html>

Capital:	San Marino
Population mid-year:	28 000
Area (km²):	61
Population density (per km²):	459
Population in urban areas:	89%

Official languages:	Italian
Date joined UN:	2 March 1992
National currency:	Euro (EUR)

Life expectancy at birth (in years):	
Women:	85.3
Men:	78.0

Healthy life expectancy (in years), 2002:	
Women:	75.9
Men:	70.9

Infant mortality rate (% live births):	5.85
---	------

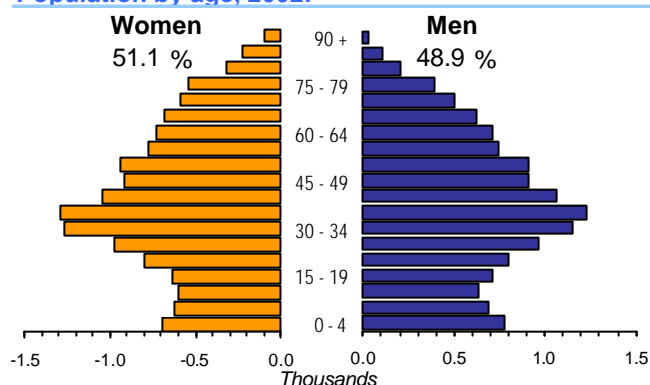
Average annual population growth rate, 2000-2005:	0.99
--	------

Marriages (per 1000 population), 2000:	7.2
Divorces (per 1000 population), 2001:	1.4
Average household size, 2001:	2.6

Time: GMT +1h

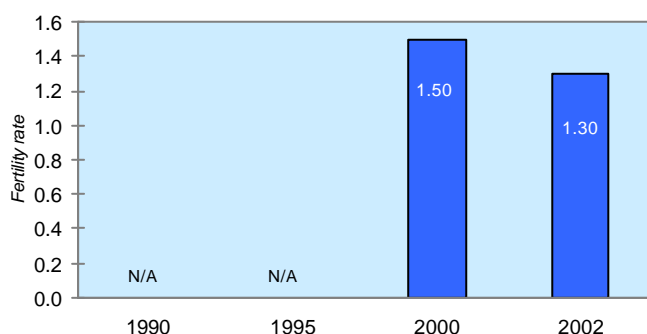


Population by age, 2002:

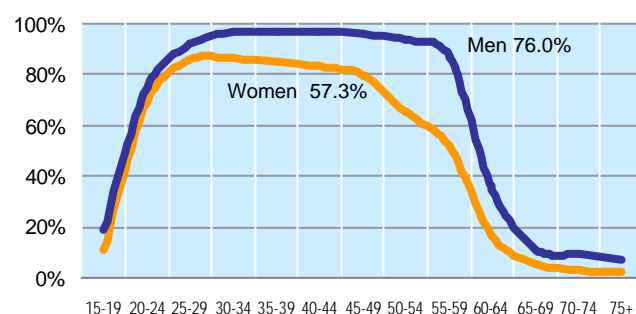


Percentage of women in the labour force:	41
Percentage of female students, 2000:	58
Percentage of parliament seats held by women:	17

Total fertility rate



Economic activity rate, 1999:



	1997	1998	1999	2000	2001	2002	2003
Employment (% change over previous year)
Unemployment rate (%)	4.4	4.1	3.0	2.8	2.6	3.6	...
Youth unemployment rate (%)	4.4	4.1	3.0
Total expenditure on education (% GDP)
Total expenditure on health (% GDP) ^{b/}	5.9	6.1	6.3	6.7	6.8

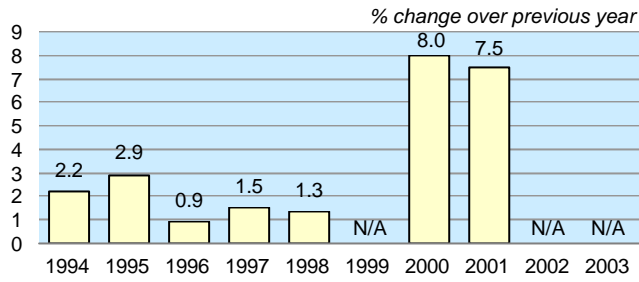
a/ LABORSTA, 31st December of each year.

b/ Total health expenditure as % of gross domestic product, WHO Regional Office for Europe.



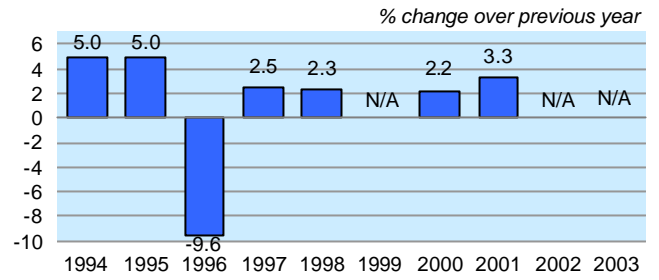
SAN MARINO

Real GDP change



GDP per capita, PPP USD, 2001: 34 600

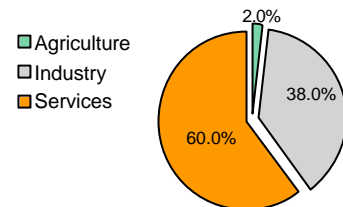
Consumer price index (annual average)



GDP at current prices bill. PPP USD, 2001: 0.9

Exchange rate (EUR per USD annual average): 0.89

Employment by major economic sectors 2001



Number of passenger cars (per 1000 pop.): ...

Estimated Internet users (per 1000 pop.), 2002: 516

Mobile phone subscribers (per 1000 pop.), 2002: 607

