


DENMARK



<http://www.dst.dk/>

| | |
|---|--------------------|
| Capital: | Copenhagen |
| Population mid-year: | 5 390 000 |
| Area (km ²): | 43 094 |
| Population density (per km ²): | 125 |
| Population in urban areas: | 85% |
| Population as % of total population of UNECE: | 0.45 |
| Official languages: | Danish |
| Date joined UN: | 24 October 1945 |
| National currency: | Danish krone (DKK) |

| | |
|--------------------------------------|------|
| Life expectancy at birth (in years): | |
| Women: | 79.5 |
| Men: | 74.9 |

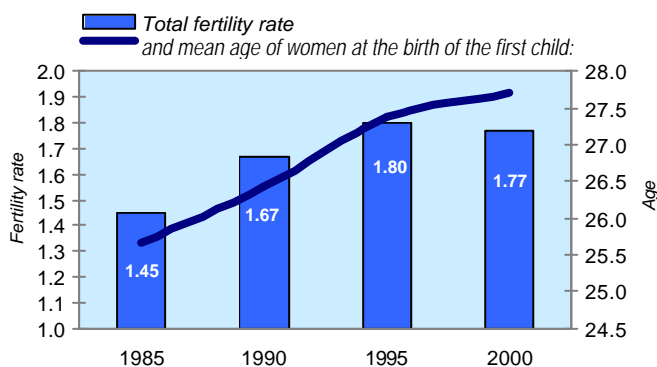
| | |
|---|------|
| Healthy life expectancy (in years), 2002: | |
| Women: | 71.1 |
| Men: | 68.6 |

| | |
|--|-----|
| Infant mortality rate (% live births): | 4.4 |
|--|-----|

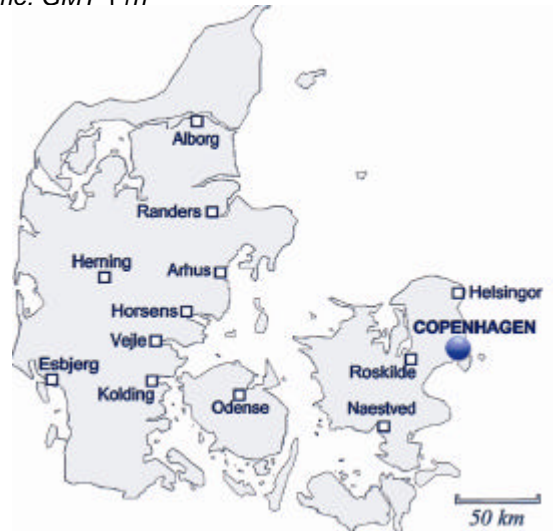
| | |
|---|------|
| Average annual population growth rate, 2000-2005: | 0.24 |
|---|------|

| | |
|----------------------------------|-----|
| Marriages (per 1000 population): | 6.5 |
| Divorces (per 1000 population): | 2.9 |
| Average household size, 2002: | 2.2 |

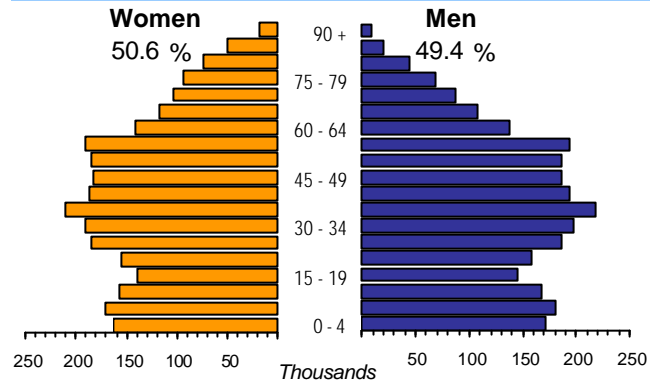
Total fertility rate and mean age of women at the birth of the first child:



Time: GMT +1h

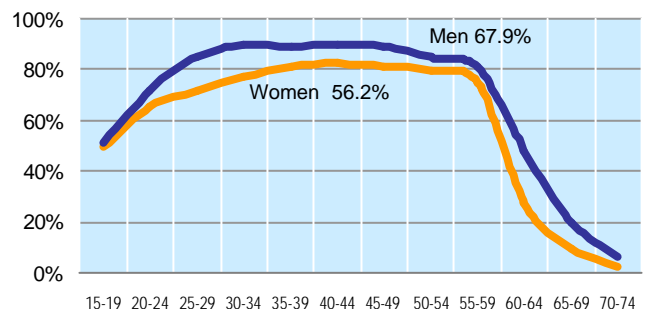


Population by age, 2002:



| | |
|---|----|
| Percentage of women in the labour force: | 46 |
| Percentage of female students, 2002: | 58 |
| Percentage of parliament seats held by women: | 38 |

Economic activity rate, 2003:



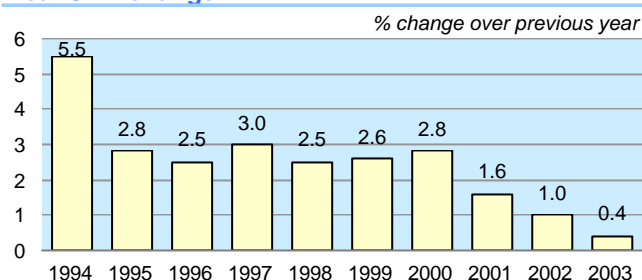
| | 1997 | 1998 | 1999 | 2000 | 2001 | 2002 | 2003 |
|--|------|------|------|------|------|------|------|
| Employment (% change over previous year) | 0.8 | 1.6 | 2.1 | 0.3 | 0.3 | -0.4 | -1.0 |
| Unemployment rate (%) | 5.2 | 4.9 | 4.8 | 4.4 | 4.3 | 4.6 | 5.6 |
| Youth unemployment rate (%) | 7.7 | 7.3 | 8.8 | 7.0 | 8.4 | 7.9 | 10.3 |
| Total expenditure on education (% GDP) ^{a/} | 7.9 | 8.3 | 8.1 | 8.4 | 8.5 | ... | ... |
| Total expenditure on health (% GDP) ^{b/} | 8.2 | 8.4 | 8.5 | 8.4 | 8.6 | 8.8 | ... |

a/ Total public expenditure on education as % of GDP, for all levels of education combined, Eurostat (New Cronos).
 b/ Total health expenditure as % of gross domestic product, WHO Regional Office for Europe.



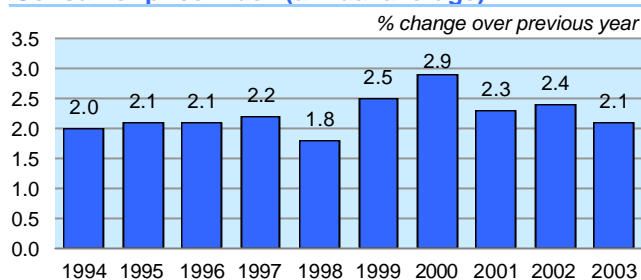
DENMARK

Real GDP change



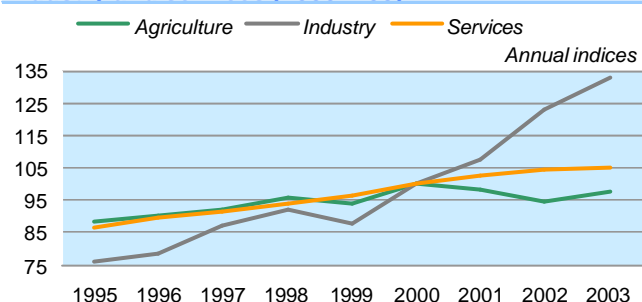
| | |
|---|---------|
| GDP per capita, PPP USD: | 29 820 |
| DKK: | 259 434 |
| Gross capital formation per capita USD: | 5 883 |
| Private consumption expenditure | |
| per capita USD: | 14 059 |

Consumer price index (annual average)



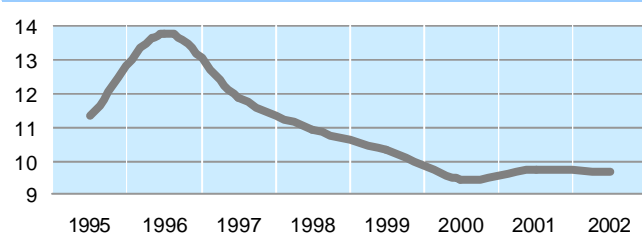
| | |
|---|---------|
| GDP at current prices bill, PPP USD: | 164.3 |
| bill, Danish kroner: | 1 429.6 |
| GDP as % of total GDP of UNECE: | 0.57 |
| Purchasing Power Parities (PPP): | 8.70 |
| Exchange rate (DKK per USD annual average): | 6.59 |

GDP (value added) in agriculture, industry and services (2000=100):



| | |
|---|-----|
| Number of passenger cars (per 1000 pop.), 2002: | 351 |
| Estimated Internet users (per 1000 pop.): | 513 |
| Mobile phone subscribers (per 1000 pop.): | 887 |

CO₂ emissions per capita (in Gigaagrams):^{d/}



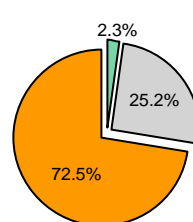
| | |
|---|------|
| Exports of goods and services, as % of GDP: | 43.3 |
| Imports of goods and services, as % of GDP: | 36.8 |
| External trade balance, as % of GDP: | 6.5 |
| Tourism receipts, as % of GDP, 2002: | 3.6 |
| Tourism expenditures, as % of GDP, 2002: | 4.3 |

Main external trade commodities (% of total):

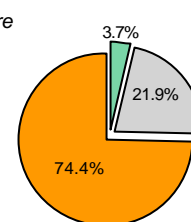
| | |
|-----------------------------|-----|
| Exports of goods (f.o.b.): | |
| Medical, pharm. products | 8.0 |
| General industrial mach. | 6.7 |
| Meat, meat preparations | 6.1 |
| Petroleum, petrol. product | 5.8 |
| Misc manufactured goods nes | 4.8 |

c/ Total primary energy supply in Mtoe expressed in million US\$.
d/ Fuel Combustion (Sectoral Approach).

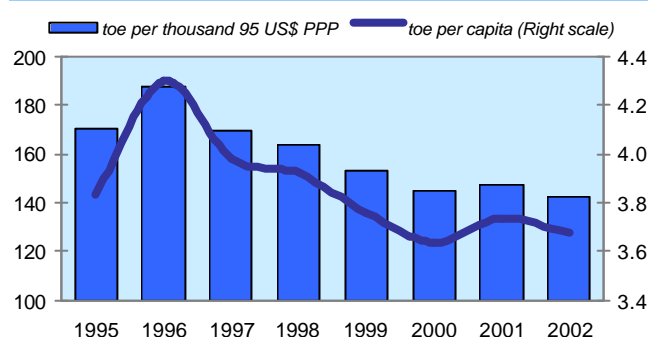
GDP (value added) by major economic sectors:



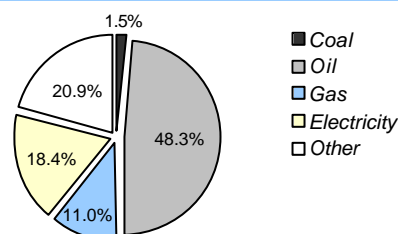
Employment by major economic sectors:



Energy use:^{c/}



Final consumption of energy, 2002:



Imports of goods (c.i.f.):

| | |
|--|-----|
| Road vehicles | 6.6 |
| Electrical machinery, apparatus and appliances | 5.5 |
| Office machines, adp mach | 5.2 |
| Telecommunications and other equipment | 5.0 |
| Clothing and accessories | 4.8 |

