

# CZECH REPUBLIC



<http://www.czso.cz/>

|   |                    |
|---|--------------------|
| Capital:                                      | Prague             |
| Population mid-year:                          | 10 201 650         |
| Area (km <sup>2</sup> ):                      | 78 866             |
| Population density (per km <sup>2</sup> ):    | 129                |
| Population in urban areas:                    | 74%                |
| Population as % of total population of UNECE: | 0.85               |
| Official languages:                           | Czech              |
| Date joined UN:                               | 19 January 1993    |
| National currency:                            | Czech koruna (CZK) |

|                                      |      |
|--------------------------------------|------|
| Life expectancy at birth (in years): |      |
| Women:                               | 78.5 |
| Men:                                 | 72.0 |

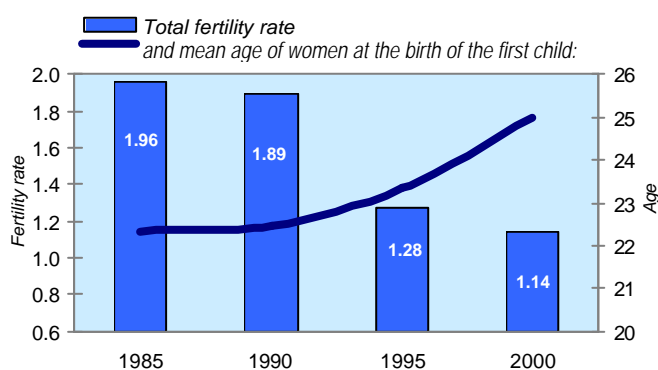
|   |      |
|---|------|
| Healthy life expectancy (in years), 2002: |      |
| Women:                                    | 70.9 |
| Men:                                      | 65.9 |

|  |     |
|--|-----|
| Infant mortality rate (% live births): | 3.9 |
|--|-----|

|   |      |
|---|------|
| Average annual population growth rate, 2000-2005: | -0.1 |
|---|------|

|                                  |     |
|----------------------------------|-----|
| Marriages (per 1000 population): | 4.8 |
| Divorces (per 1000 population):  | 3.2 |
| Average household size, 1998:    | 2.7 |

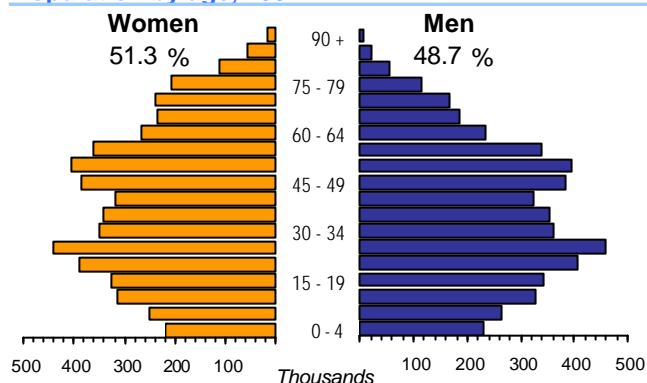
## Total fertility rate and mean age of women at the birth of the first child:



Time: GMT +1h

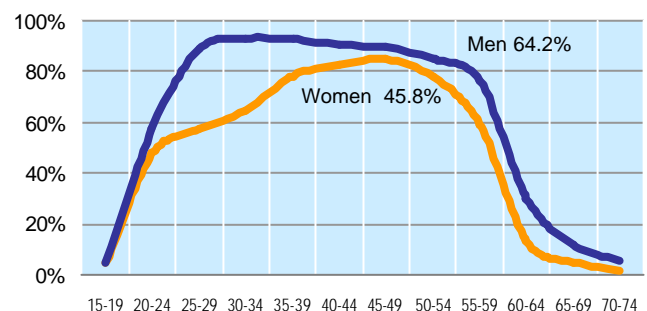


## Population by age, 2002:



|   |    |
|---|----|
| Percentage of women in the labour force:      | 43 |
| Percentage of female students, 2002:          | 51 |
| Percentage of parliament seats held by women: | 17 |

## Economic activity rate, 2003:



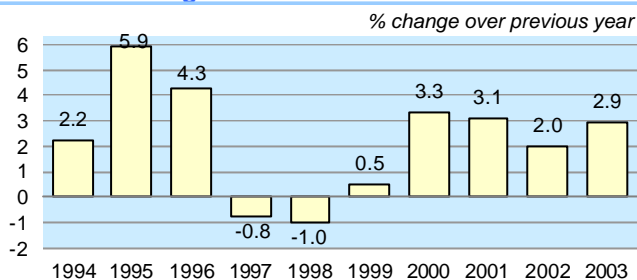
|  | 1997 | 1998 | 1999 | 2000 | 2001 | 2002 | 2003 |
|--|------|------|------|------|------|------|------|
| Employment (% change over previous year)             | -0.7 | -1.4 | -2.1 | -0.7 | -0.1 | 0.8  | -0.6 |
| Unemployment rate (%)                                | 4.8  | 6.4  | 8.6  | 8.7  | 8.0  | 7.3  | 7.8  |
| Youth unemployment rate (%)                          | 0.0  | 12.8 | 17.7 | 17.8 | 17.3 | 16.9 | 18.6 |
| Total expenditure on education (% GDP) <sup>a/</sup> | 3.3  | 3.0  | 3.6  | 3.5  | 3.6  | 3.6  | 3.9  |
| Total expenditure on health (% GDP) <sup>b/</sup>    | 3.5  | 3.3  | 3.7  | 3.6  | 3.8  | 3.7  | 4.0  |

a/ Gross VA in education (ISIC M); share of total GVA, current prices.  
 b/ Gross VA in health & social work (ISIC N); share of total GVA, current prices.



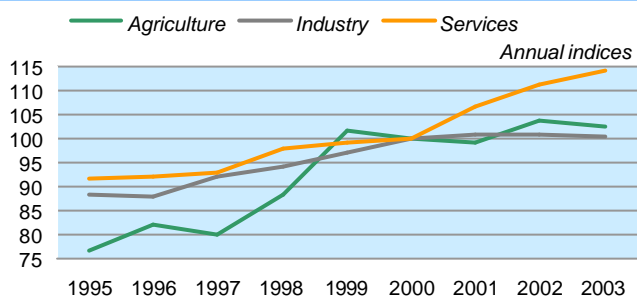
# CZECH REPUBLIC

## Real GDP change



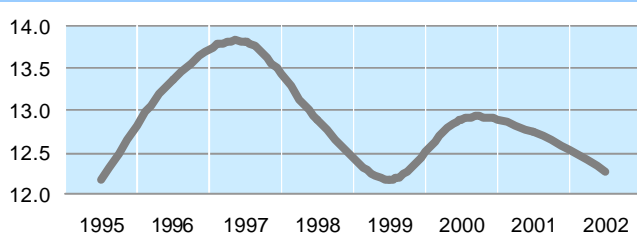
|   |         |
|---|---------|
| GDP per capita, PPP USD:                  | 17 429  |
| CZK:                                      | 248 189 |
| Gross capital formation per capita USD. : | 4 810   |
| Private consumption expenditure           |         |
| per capita USD:                           | 8 857   |

## GDP (value added) in agriculture, industry and services (2000=100):



|   |     |
|---|-----|
| Number of passenger cars (per 1000 pop.), 2002: | 358 |
| Estimated Internet users (per 1000 pop.):       | 268 |
| Mobile phone subscribers (per 1000 pop.):       | 965 |

## CO<sub>2</sub> emissions per capita (in Gigaarams):<sup>d/</sup>



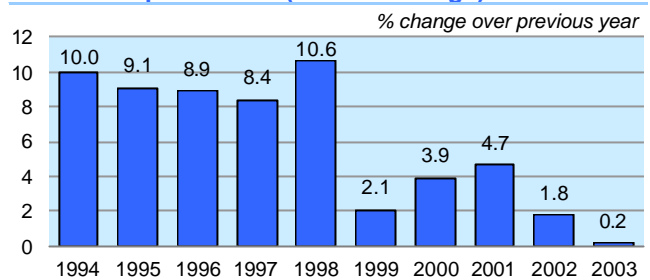
|   |      |
|---|------|
| Exports of goods and services, as % of GDP: | 62.8 |
| Imports of goods and services, as % of GDP: | 65.0 |
| External trade balance, as % of GDP:        | -2.2 |
| Tourism receipts, as % of GDP, 2002:        | 1.7  |
| Tourism expenditures, as % of GDP, 2002:    | 0.9  |

## Main external trade commodities (% of total):

| Exports of goods (f.o.b.):                     |      |
|--|------|
| Road vehicles                                  | 15.2 |
| Electrical machinery, apparatus and appliances | 10.1 |
| General industrial mach.                       | 6.7  |
| Office machines, adp mach.                     | 6.3  |
| Metals, manufactures, nes                      | 6.0  |

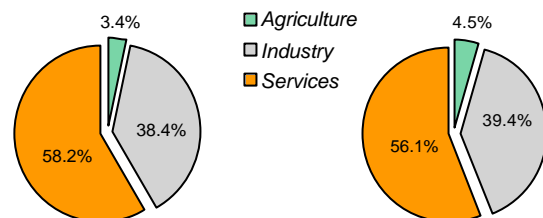
c/ Total primary energy supply in Mtoe expressed in million US\$.  
d/ Summary of GHG emissions by Sector.

## Consumer price index (annual average)

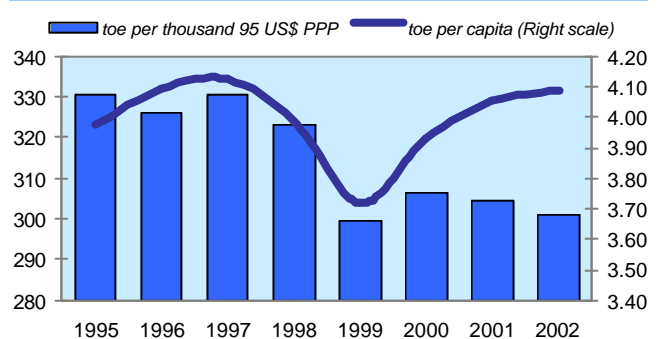


|   |         |
|---|---------|
| GDP at current prices bill. PPP USD:        | 183.9   |
| bill. Czech koruny:                         | 2 619.3 |
| GDP as % of total GDP of UNECE:             | 0.64    |
| Purchasing Power Parities (PPP):            | 14.24   |
| Exchange rate (CZK per USD annual average): | 28.21   |

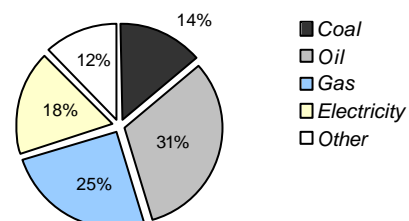
## GDP (value added) by major economic sectors:      Employment by major economic sectors



## Energy use:<sup>c/</sup>



## Final consumption of energy, 2002:



| Imports of goods (c.i.f.):                     |      |
|--|------|
| Electrical machinery, apparatus and appliances | 11.8 |
| Road vehicles                                  | 8.7  |
| General industrial machinery and equipment     | 5.9  |
| Miscellaneous manufactured articles, n.e.s.    | 4.9  |
| Office machines, adp mach                      | 4.8  |

