



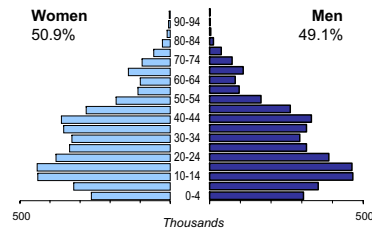
# AZERBAIJAN

<b>Capital:</b>	Baku (1 066 800)
<b>Two largest cities:</b>	Ganca (291 900)
	Sumqayit (248 500)
<b>Area (km<sup>2</sup>):</b>	86 600
<b>Total population:</b>	8 306 500
<b>Population density (per km<sup>2</sup>):</b>	96
<b>Official languages:</b>	Azeri
<b>Date joined UN:</b>	2 March 1992
<b>National currency:</b>	Azerbaijani new manat (AZN)
<b>National statistical office:</b>	State Statistical Committee of the Azerbaijan Republic <a href="http://www.azstat.org">http://www.azstat.org</a>

Time: UTC +4h



## Population by age, 2004

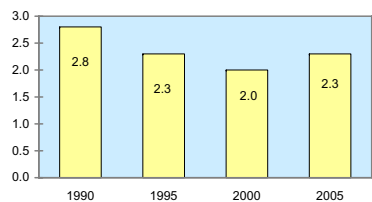


<b>Life expectancy (in years), 2004:</b>	<b>at birth</b>	<b>at 65</b>
Women:	75	17
Men:	70	15

<b>Median age (in years), 2004:</b>	
Women:	29
Men:	26

	<i>percentage of total population</i>
Foreign born:	..
Foreigners in population:	..

## Total fertility rate

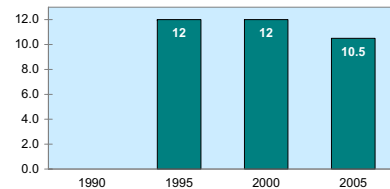


## Legal marital status, population aged 18+



Women in the labour force, 2005:	47.7%
Gender pay gap:	..
Female government ministers: percentage of total for both sexes	..
Female central bank board members: percentage of total for both sexes	..
Female tertiary students: percentage of total for both sexes	..

## Parliament seats held by women (% of total)

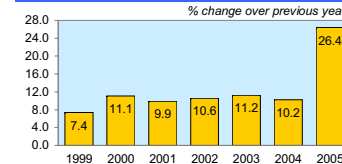


	1999	2000	2001	2002	2003	2004	2005
Employment (% change over previous year)	0.0	0.0	0.3	0.3	0.6	1.7	1.1
Unemployment rate (%)	1.2	1.2	1.3	1.3	1.4	1.4	1.4
Youth unemployment rate (%)	..	..	..	..	21.8	..	..

## Economic activity rate

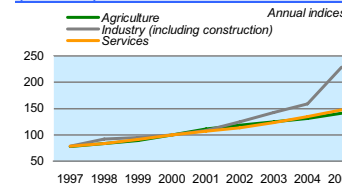


## Real GDP growth rate



	<i>% of GDP</i>
Exports of goods and services:	66.4
Imports of goods and services:	55.8
External trade balance:	10.6

## GDP in agriculture, industry, and services (2000=100)



## Major import partners from UNECE, 2005

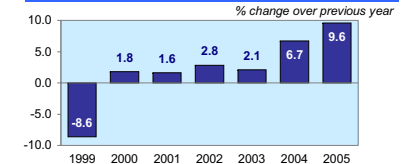
Russian Federation	17.03
United Kingdom	9.14
Turkey	7.43

(% of total imports)

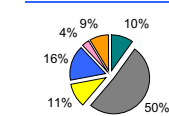
# AZERBAIJAN

<b>GDP at current prices</b> in millions of US Dollars, PPP, 2005:	41 343
in millions of AZN, 2005:	11 876
<b>GDP at constant 2000 prices, per capita</b> US Dollars, PPP, 2005:	4 373
AZN, 2005:	1 058
<b>Final consumption expenditure at 2000 prices, per capita, US Dollars, PPP, 2005:</b>	3 003
<b>Purchasing Power Parity (PPP)</b> AZN per USD, 2005, US=1:	0.287
<b>Gross external debt:</b> in millions of US Dollars, 2004:	1 500
<b>Exchange rate</b> Annual average, AZN per USD, 2005:	0.945

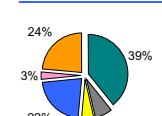
## Consumer price index (annual average)



## GDP by major sectors, 2005



## Employment in major sectors, 2005



- Agriculture, hunting & forestry; fishing (ISIC A-B)
- Industry, including energy (ISIC C-E)
- Construction (ISIC F)
- Wholesale & retail trade, repairs; hotels & restaurants; transport & communications (ISIC G-I)
- Financial intermediation; real estate, renting & business activities (ISIC J-K)
- Other service activities (ISIC L-P)

## Major export partners in UNECE, 2005

Italy	30.27
France	9.36
Russian Federation	6.57

(% of total exports)

