

**STATISTICAL COMMISSION and
ECONOMIC COMMISSION FOR EUROPE**

CONFERENCE OF EUROPEAN STATISTICIANS ENGLISH ONLY

Work Session on Statistical Output for
Dissemination to Information Media
(Ottawa, Canada, 12 - 15 May 1997)

WORKING PAPER No. 4

DISSEMINATION OF STATISTICAL DATA

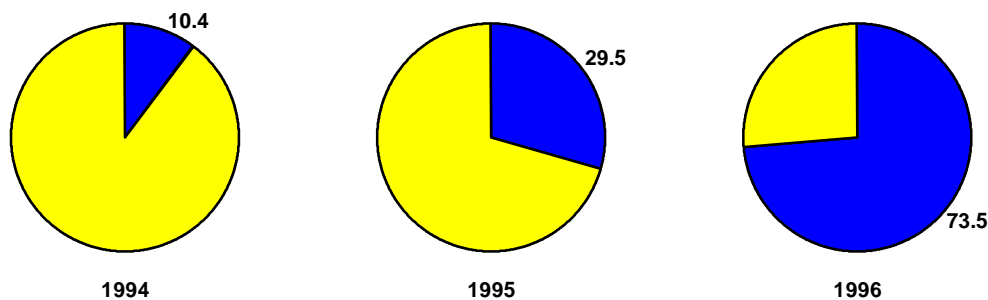
Paper prepared by Kaspars Misans, Director of Information, Publication and External Relations,
Central Statistical Bureau of Latvia

DISSEMINATION OF STATISTICAL DATA

In 1996, the Information, Publishing and External Relations Department focused its attention on coordinating CSB activities related to supplying statistical information on economic and social issues, for the broad public, governmental authorities and international organizations, and maintenance of international relations. The Department was upgrading its statistical publications giving a wide range of data on the Latvian economy, preparing and disseminating customized data, selling statistical information to users and providing services at the CSB library, developing relations with international organizations and a number of NSIs.

In 1996, the number of statistical publications with different periodicity was 34. Of these 25 publications were either in the English language or supplied with an English translation.

Share of Publications in English or Supplied with an English Translation
(in percent)



In the course of the previous year the Information and Publishing Section supplied the users with a number of new statistical publications such as 'The Baltic and the Nordic Countries'. This Section is currently finalizing 'The Baltic States: Comparative Statistics 1996'. They have made a great contribution in preparing the collection of statistical data 'Latvia's Districts and Major Cities'.

In 1996, "Regulations on Preparing, Publishing and Dissemination of Statistical Information" were worked out and approved, providing for procedures related to preparing, coordinating, publishing and dissemination of statistical publications and customized data sets, responsibilities of CSB department directors and section heads, the Main Computer Centre and regional statistical offices. These regulations helped to have a better control over the preparation of statistical publications and improve their quality, and to make the cooperation between departments and sections during the preparation of publications more efficient.

In 1997, we are planning to have 41 publications with different periodicity. Of these 30 publications will be in the English language or supplied with an English translation. The main objectives of the Information and Publishing Section are to develop the content of the existing publications, to improve the visual presentation, and to introduce new publications of statistical data. The Statistical Yearbook of Latvia shall be supplemented by new statistical indicators, taking into account foreign samples of statistical publications. New sociological surveys will be used to derive new statistical indicators. In 1997, we are planning to introduce colour graphs in the Yearbook, and to publish new statistical data collections such as "Latvian Women and Men: a Statistical Portrait" and "Latvia and the Countries of Central and Eastern Europe". We intend to develop the content of the home page and to enter new data into it on a regular basis.

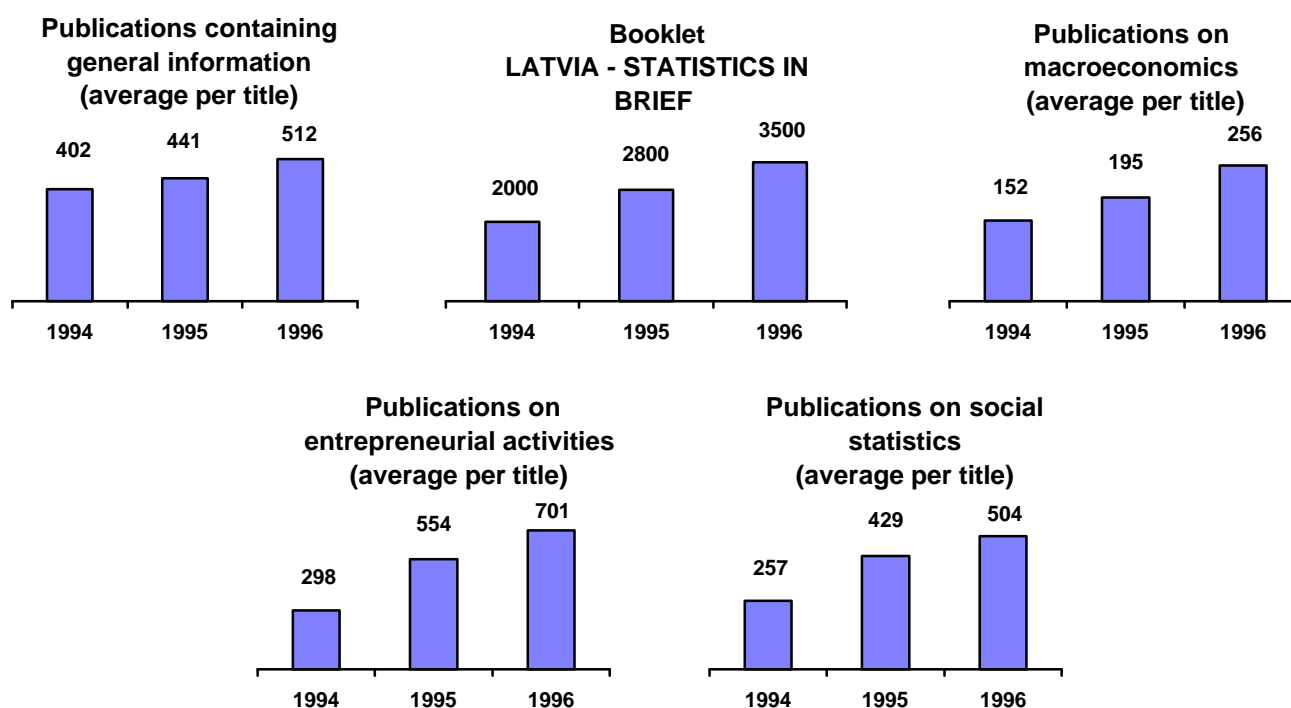
The Information and Publishing Section has greatly contributed to developing the content of its regular publications. The Statistical Yearbook of Latvia 1996 contains a number of new items such as business register basic indicators, insurance companies data, export unit value indices, population data broken down by citizenship, adult education figures, detailed data on publishing activities, negative effects of alcohol consumption, health services provided to liquidators of the effects of the Chernobyl nuclear

power plant accident, Latvia's competitors in Olympic games: table of honour, election outturn of the 6th Saeima, political parties and organizations registered at the Ministry of Justice. The Statistical Monthly Bulletin has been supplemented by GDP data broken down by kind of economic activity, tax and non-tax income distributed by kind of budget, budget expenditure broken down by kind of economic activity, energy consumption, non-financial investments, real wages indices of the employed, climatic indicators, new data for international comparisons.

There has been a considerable improvement in the technical and visual presentation of our statistical publications. **In terms of the "Statistical Yearbook of Latvia 1996" it has been supplied with colour maps, and for the first time is available on CD.** Our users have a choice of receiving all our publications on floppy disks.

Given that our statistical publications are highly demanded we have increased the numbers of copies, in particular the publications of the Information and Publishing Section. In 1996, the number of copies of publications containing general information increased by 16%, while there was a rise of 25% for "Latvia - Statistics in Brief".

Statistical Publications (number of copies)



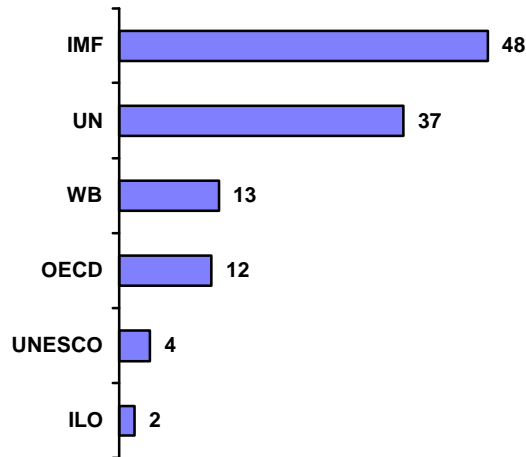
In August 1996, we established the home page in INTERNET in cooperation with The Institute for Mathematics.

One of the major responsibilities of the Section is the preparation of customized data sets. In 1996, we had the honour to prepare statistical data sets for the Latvian President and the Latvian Prime Minister. The largest share of customized data sets were related to foreign trade, accounting for 39% of total orders. Figures for Latvia's economic indicators and those covering several kinds of economic activities were 17% and 15%, respectively. The CSB Price Statistics Department prepared 445 customized data sets on the changes in consumer prices. There was a steep rise of orders from foreign countries.

It is a labour consuming process to prepare information that is required by various international organizations. The Information and Publishing Section is responsible for organizational and coordination

activities related to the completion of these questionnaires, with the IMF and UN accounting for the lion's share in terms of orders.

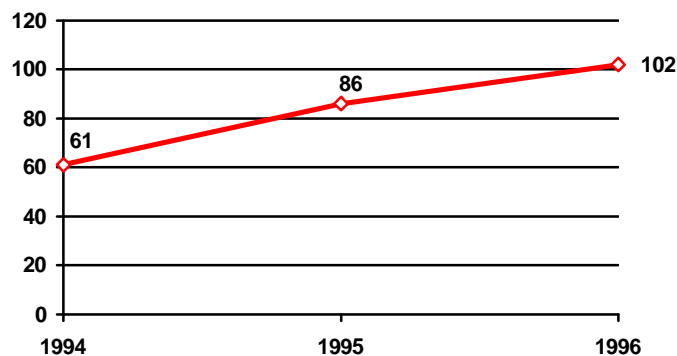
Statistical Questionnaires Completed to Order for International Organizations (Questionnaires with different periodicity per year)



Relations with the mass media

In the course of the previous year we prepared about 100 press releases and 800 information pieces related to inflation, foreign trade, unemployment and social issues for Latvia's major newspapers such as *Diena*, *Dienas bizness*, *Neatkarīgā rīta avīze*, *Bizness Baltija*, *Latvijas vāstnesis*, *Rīgas balss*, *Saeima un Ministru kabinets* un *Lauku avīze*.

Number of Press Releases

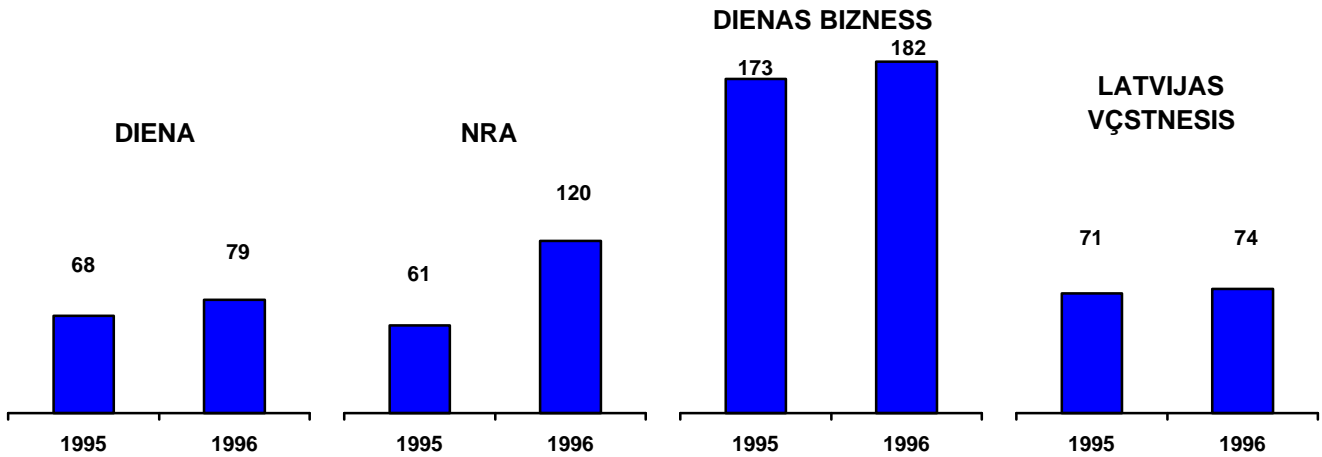


In 1996, there were three press conferences. Of these two conferences were devoted to household budget surveys and to the Panel Peco enterprise survey funded by Eurostat. The presentation of enterprise survey results aroused great interest from the mass media, with journalists representing 18 newspapers. People from the mass media are showing an increasing interest in statistics, requiring data on a wide range of issues that are not included in press releases.

In 1996, similar to the previous year, the press did not publish any analytical commentaries based on statistical data. We could find pure statistical data sets, or they were used as a background for some event described in the newspaper, with the exception of the newspaper *Bizness Baltija* dedicated to the "Russian speaking population". On the whole the year 1996 showed a friendly attitude on the part of the mass media. Unfortunately, we also saw some critical comments in our newspapers. In the summer *Diena* published the views expressed by a representative from the Latvian Development Agency who held the opinion that the calculations made by the CSB for the value of investments are not reliable. Journalists from *Rīgas balss* made critical comments on the quality of household budget survey results. We can find a number of articles written by Mr. Georgs Lībermanis, Professor of the Latvian University,

published in Latvian and Russian business newspapers, giving constructive comments on statisticians' activities in Latvia.

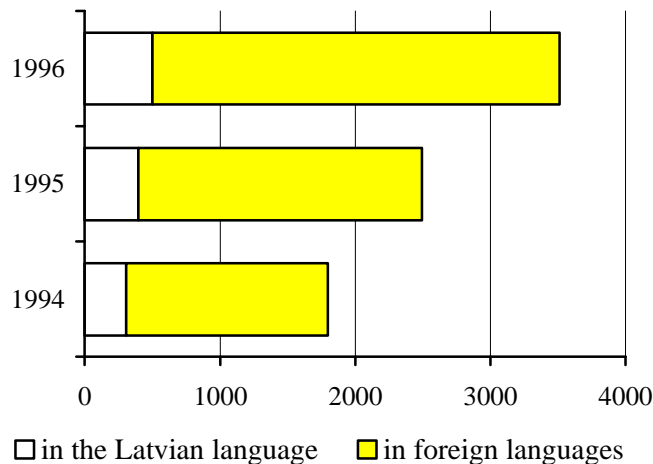
Statistical Information in the Press
(number of information pieces)



Library

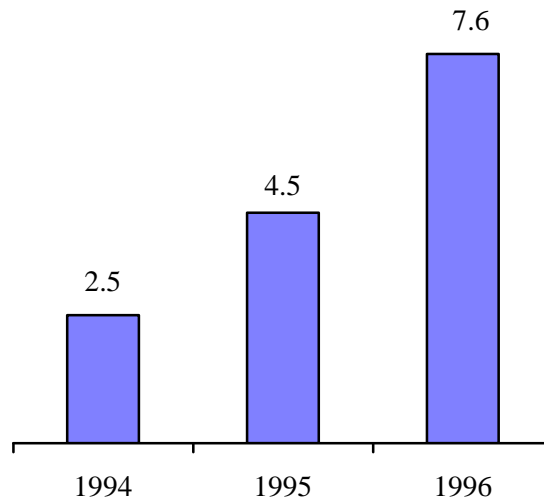
At the end of 1996 the collection of the Library under the Department totaled 3511 volumes, with an increase of 1018 during the year 1996. The major share (85%) of the collection is accounted for by publications in foreign languages. The Library holds publications of different countries, inclusive of those published by the UN (numbering 317), Eurostat (213), OECD (159), IMF (76), World Bank (32) and other international organizations.

The Funds of the Library of the Central Statistical Bureau of Latvia
(at the end of the period; copies)



Unfortunately, the capacity of storage facilities is not sufficient to provide attractive services for our customers whose number increased from 20 readers per day in 1995 to 35 readers per day or 700 per month in 1996. Recently we have found an opportunity to extend the premises of the Library from two rooms with a floor space of 40 sq. metres to three rooms totaling 55 sq. metres.

Library : Number of Readers



In order to provide descriptions for and classify all the publications we have recruited one bibliographer with higher education in addition to the two staff members with higher economic education.

In 1996, we supplied publications free of charge to the Parliament, the Cabinet of Ministers, the Ministry of Finance, the Ministry of the Economy, and international organizations. There was a regular exchange of publications with statistical offices in foreign countries.

The Library is responsible for the collection and compilation of orders. In the course of the year 1996 we received 202 orders from Latvian natural and legal persons, and 48 orders from abroad. Orders for the year 1997 made till January 6, 1997 number 60. In 1996, the most popular publications among the users in Latvia were as follows: *Latvia in Figures 1996* (orders made for 372 copies), *Latvia. Statistics in Brief 1996* (364 copies), *Statistical Yearbook of Latvia 1996* (358 copies), *Monthly Bulletin of Latvian Statistics* (240), *Macroeconomics Indicators of Latvia* (quarterly; 167). In 1996, the largest share of subscribers was accounted for by state governing bodies (29% of total subscribers), local governments, law enforcement agencies, public organizations, health institutions (18%), entrepreneurial companies (15%), R&D and educational institutions, libraries (13%).

In the second half of 1997, we are planning to create the Information Centre on the basis of the CSB Library where users shall have access to a wide range of information about the Nordic Countries. This project will be funded by Statistics Finland.
