

Road Traffic Safety and statistics on Road Traffic Injuries in Sweden

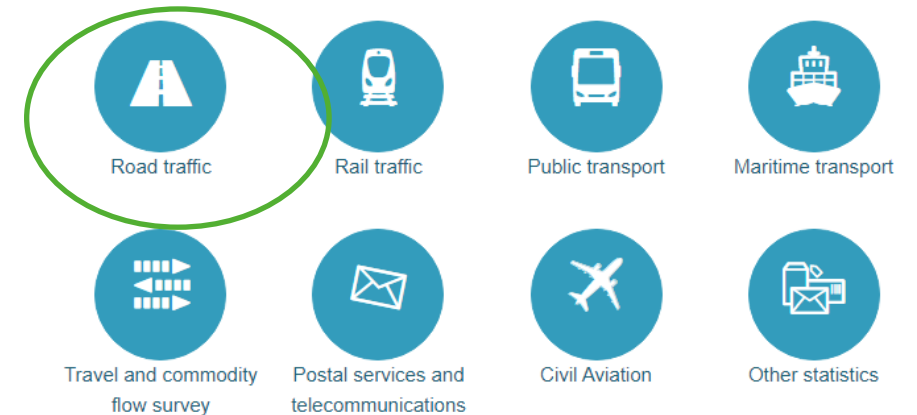
Methodology and data collection

2024-04-24

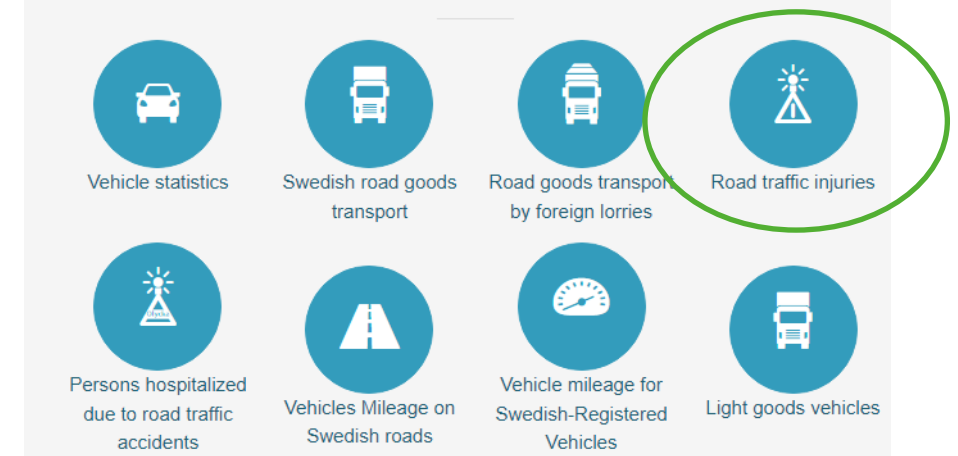
Transport Analysis

- A government agency charged with providing decision-makers in the sphere of transport policy with sound and relevant policy advice.
- Responsible to produce official statistics in the transport and communication sectors.
 - 8 statistical areas
 - 20 statistical products
- Statistics in Road traffic include **Road Traffic Injuries**

Our statistical areas



Statistics in Road traffic



Statistics on Road Traffic Injuries

Annual publication aims to

- Report statistics on accidents, injuries, and fatalities in road traffic.
- Describe the development of road safety

Coverage

- Police-reported road traffic accidents involving fatalities or severe injuries.
- Only fatalities occurring within 30 days of the accident.
- Incidents related to illness and suicides are excluded.

Statistics are broken down according to various variables

Data Source:

Statistics are based on data from STRADA (Swedish Traffic Accident Data Acquisition)



Person variables

- Age
- Gender
- Road user groups

Accident variables

- Time
- Location
- Accident type
- Road type and condition
- Weather
- Light condition
- Speed limit

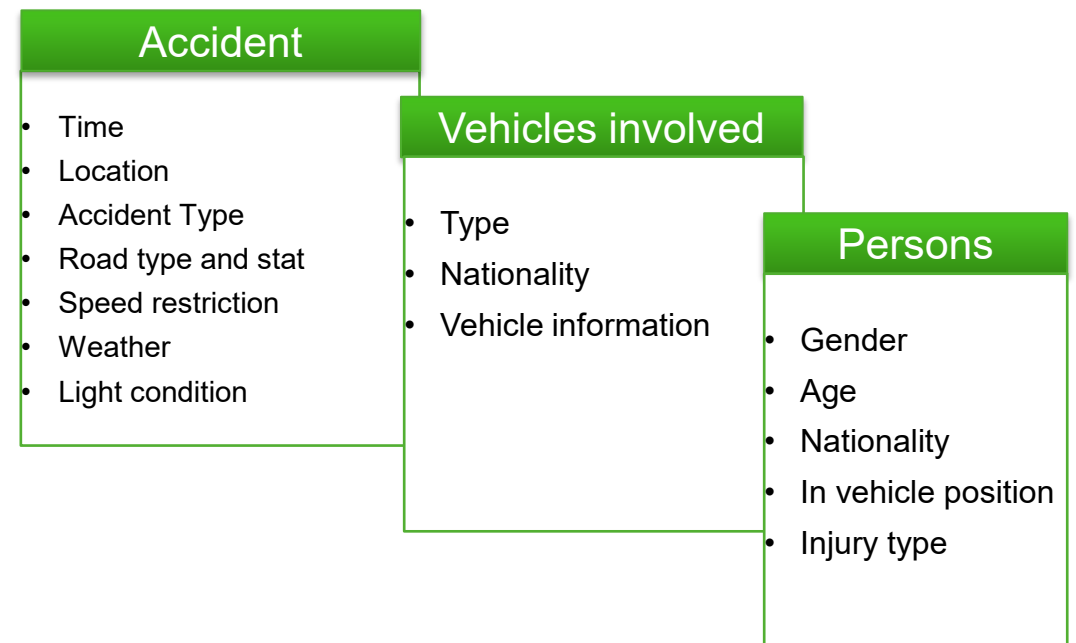
Element variables

- Element type
- Vehicle type

Strada

Swedish Traffic Accident Data Acquisition

- **An information system** designed to gather data on injuries and accidents within the road transportation system in Sweden.
- **Administered** by the Swedish Transport Agency
- **Data** is gathered from multiple sources, including
 - Police reports
 - Healthcare facilities
- **It covers** both fatal and non-fatal accidents, providing a comprehensive understanding of road traffic incidents.
- **Detailed information** on accidents, Vehicles involved, and persons involved.
- **The data collected by STRADA** is used to
 - Inform road safety policies
 - Identify high-risk areas
 - Evaluate the effectiveness of safety measures
 - Produce official statistics.



Producing statistics on Road Traffic Injuries

During the reference year

The Swedish Transport Agency publishes quarterly preliminary statistics.

At the end of the year:

- Quality controls to identify Accidents, illnesses, and suicides.
- Adding of data from several registers
 - Information on motor vehicle and driver's license.
 - Date of death from Statistics Sweden.
 - Alcohol level among killed drivers from The National Board of Forensic Medicine.

April:

Transport analysis produces and publishes official statistics in conjunction with the annual results conference on traffic safety.



The Zero vision

No one should be killed or severely injured in road traffic



- Adopted by the Swedish Parliament in 1997, aims to prevent fatalities and serious injuries in road traffic accidents.
- The philosophy of the Vision Zero policy prioritizes
 - Minimizing health losses due to traffic accidents.
 - Accepting that accidents may still occur.
- It is built on three fundamental principles:
 - Making it easy to do the right thing in traffic, ensuring roads, streets, and vehicles are designed considering human capabilities and limitations.
 - Sharing responsibility for road safety between designers and users.
 - Traffic participants are responsible for showing consideration to traffic laws and regulations.
 - Collaboration among authorities and stakeholders with expertise and mandates to create a safe transportation system is crucial.



The Zero vision

SOME EXAMPLES OF IMPORTANT MEASURES FOR SAFE ROAD TRAFFIC



NOLLVISIONEN
TILLSAMMANS
RÄDDAR VI LIV



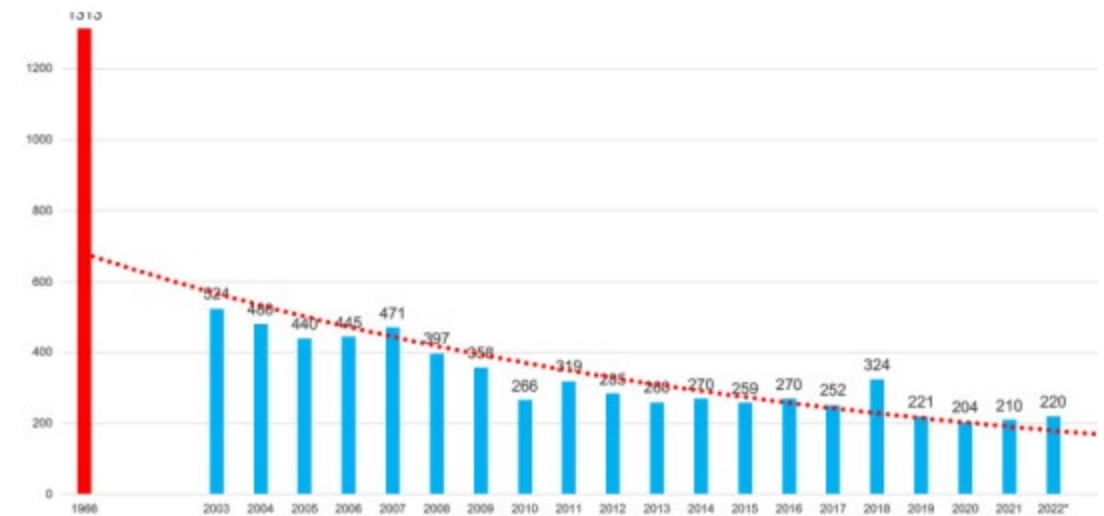
- Median barriers
- Roundabouts
- Road safety cameras
- Designing safe vehicles
- Safe crossings for pedestrians and cyclists
- Safe cycling (design, maintenance, and helmet use)

The Zero vision

Progress and Interim Goals



- Since the adoption of the Vision Zero policy
 - the number of fatalities in road traffic has more than halved, despite a significant increase in car traffic.
 - Since 2010, this positive trend has leveled off.
- In February 2020, the Government set new interim goals:
 - Halving the number of fatalities in road traffic by 2030.
 - Reducing serious injuries by at least 25 percent.
 - The goals are based on the average outcomes from (2017 to 2019)



133 fatalities

3,100 serious injuries

Thank You!

Abboud Ado

abboud.ado@trafa.se