



Eurostat Transport statistics

Item 11: Statistical activities of international organizations

Evangelia Ford-Alexandraki

UN Economic Commission for Europe

75th session of the Working Party on Transport Statistics

Geneva, 24 – 26 April 2024

2023 / 2024 - Main achievements

- **Production and dissemination of timely transport statistics** – *Key figures on European transport* publication, several new articles, more news items than in 2022
- **Testing of new methodologies** – pilot surveys on light utility vehicles and inland waterway passenger transport have been continued
- **Experimenting the use of innovative data sources** for transport statistics – progress in the project on maritime short-term estimates and the project on traffic and mobility
- **Quality review of internal processes** – review of road, rail, maritime, aviation, inland waterways, modal split/intermodal indicators finalised
- **Modernisation of the IT system for statistical production** – move to SAS is ongoing

Regulated transport statistics

Five EU Legal acts for collecting statistics on transport

- Regulation (EU) 2018/643 on rail transport statistics
- Directive 2009/42/EC on maritime statistics
- Regulation (EU) 2018/974 on inland waterways
- Regulation (EU) No 70/2012 on road freight
- Regulation (EC) No 437/2003 on aviation statistics



Non-regulated statistics

- **Regional transport statistics (NUTS 2)**

- 2022 data to be disseminated on 02 May 2024; 2023 data collection to be launched in Autumn 2024
- A new dataset on stock of electric vehicles at NUTS 2 level on 02 May 2024

- **Eurostat/UNECE/ITF Common Questionnaire on inland transport statistics**

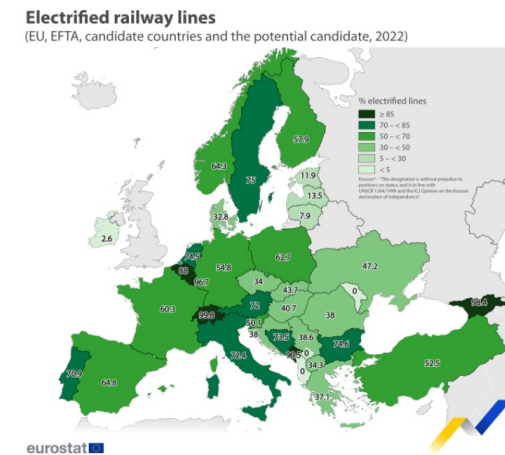
- Enhanced quality control led to higher data availability and better quality of 2022 data
- New SE article in 2024: [Characteristics of the railway network in Europe - Statistics Explained \(europa.eu\)](#)
- 2023 data collection: expect your input by Autumn 2024

- **Modal split indicators**

- After publishing modal split indicators including maritime transport, pipeline transport is now planned to be added

- **Accidents for all transport modes**

- Data continue to be collected by EU safety Agencies / DG MOVE



Eurostat grants on transport statistics

2022 Eurostat grants - Transport (8 ongoing projects with 11 actions)

- Four actions on Light Utility Vehicle methodology
- Four on Inland Waterway Passenger methodology
- One on the use of new / innovative data sources
- One on new and emerging modes of transport
- One on urban public transport



2024 Eurostat grants - Transport: a new call for grants on transport statistics will be launched in early May 2024

2024 Eurostat grants - European Green Deal: Statistics on electric vehicles and charging infrastructure – launched on 03 April, deadline 25 July 2024

2023 IPA grants - Transport: four enlargement countries to be supported as of May 2024 in developing transport statistics, under the Instrument for Pre-Accession Assistance 2021-2027

Transport statistics using innovative data (1)

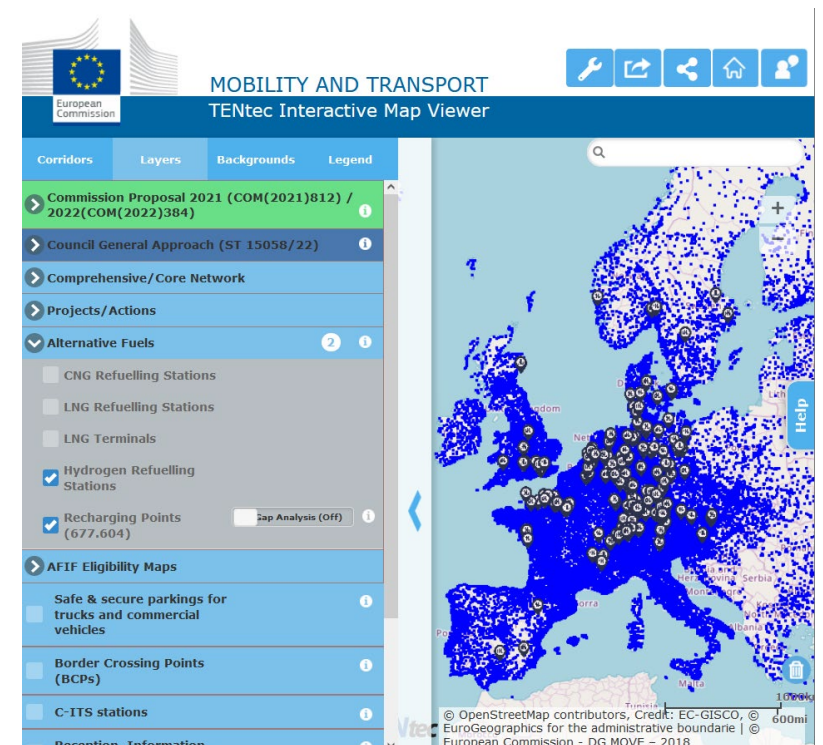
‘Traffic and mobility lab’ project

- Aim: Develop experimental transport indicators on traffic and mobility using innovative data & establish new ways of processing innovative data for statistics
- Project started in 2022, expected end in 2024
- 2022: landscaping study to identify promising new data sources for meaningful transport indicators
- 2023: - three use cases for transport indicators
 - agreements with relevant partners to get access to their data
 - methodology for producing indicators
- 2024: methodology for pilot indicators developed and applied

Transport statistics using innovative data (2)

‘Traffic and mobility lab’ project - selected use cases

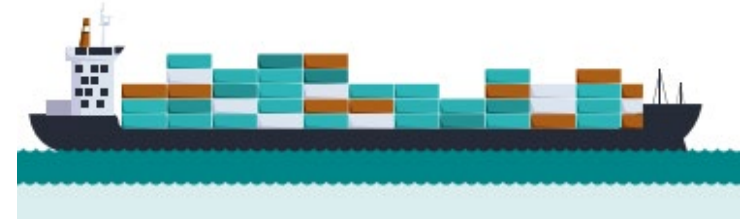
- Use case 1: Measuring distribution and capacity of publicly available recharging stations in NUTS 2/3 regions
- Use case 2: Measuring availability and efficiency of public transport in NUTS 2/3 regions
- Use case 3: Measuring average concentration of selected air pollutants at peak traffic times



Transport statistics using innovative data (3)

Maritime statistics using AIS data

Cooperation with EMSA on the use of AIS data



- Cooperation Eurostat / EMSA to develop a method for producing early estimates of maritime traffic at EU level based on AIS and vessel data.
- The goal is to estimate number of vessels calling at ports, at EU level, shortly after the end of each quarter.
- Estimation method was developed and tested, producing experimental statistics for the period 2015-19. Estimates presented small deviations from Eurostat data; therefore, the method was considered successful.
- Estimates will be disseminated by Eurostat as experimental statistics in the second quarter 2024.

Transport statistics using innovative data (4)

Maritime statistics using AIS data

Estimates of vessels calling at ports, by type of vessel, at EU level

Annual deviation per type of vessel - ARIMAX					
	2015	2016	2017	2018	2019
total	5.3%	0.5%	-1.3%	-1.8%	0.5%
10	5.8%	-3.3%	0.2%	-1.2%	-2.3%
20	0.2%	1.7%	-4.2%	-3.2%	3.0%
31	-4.2%	-1.3%	-3.6%	1.1%	-0.8%
32	-2.8%	-0.9%	-5.4%	-0.9%	0.0%
33	6.9%	1.2%	-2.2%	-3.2%	0.4%
35	1.3%	-0.2%	2.6%	3.5%	1.1%
36	-7.9%	-16.9%	14.2%	-0.8%	5.4%

Type of vessels
10 Liquid bulk
20 Dry bulk
31 Container
32 Specialised
33 General cargo, non-specialised
35 Passenger
36 Cruise Passenger

➡ All main ports reporting to Eurostat were used

➡ Next step: estimates at country and/or port level

Annual *Key Figures on European Transport*


The publication covers:

- Passenger and freight transport, safety, transport infrastructure
- Expenditure and investment in transport
- Employment in transport
- Energy and environment – related to transport
- 2023 edition published in January 2024



Update of the *Glossary for transport statistics*

- Eurostat/UNECE/ITF common project to start in 2024 and end mid-2025
- From every 8-year updates to an online, interactive publication
- Eurostat will assign a contractor to support the revision process, provide transport statistics expertise and draft the new content
- Thematic groups of experts to review the content and add new terms
- The new edition only in English
- Joined Eurostat/UNECE/ITF publication in .pdf format



Update of the ‘Glossary for transport statistics’

Additional Eurostat format of the Glossary:

- To be uploaded in [ShowVoc](#) – a public web-based platform for publishing catalogs, lists, thesauri, etc. managed by the EU Publications Office and used by EU and international organisations
- Structured content, without pictures (links to illustrated content are possible)
- Persistent internal links
- Content linked to other classifications, vocabularies, open data
- Machine readable content
- Search and queries possibilities for the Glossary content
- Complementary format to the planned UNECE online format



Thank you

Evangelia.Ford-Alexandraki@ec.europa.eu



© European Union 2024

Image on slide 3: Image transport / © cherezoff / Shutterstock.com

Unless otherwise noted the reuse of this presentation is authorised under the [CC BY 4.0](https://creativecommons.org/licenses/by/4.0/) license. For any use or reproduction of elements that are not owned by the EU, permission may need to be sought directly from the respective right holders.

