



## TAKING AMBITIOUS CLIMATE ACTION

Decarbonising  
inland transport  
by 2050



**UNECE**



# Proposal for Interactive Glossary

Fadhah Achmadi, Secretary, WP.6

# Rationale of New Interactive Glossary




Latest version of  
**PDF Glossary**



- New initiatives and data needs**
- electric mobility
  - new forms of transport
  - technological developments

**Common Questionnaire**  
streamlining activities



Launch of new  
**interactive glossary**

# Benefits of Interactive Glossary



## Dynamic search functionalities

Enabling users to quickly locate terms and keywords

## Real-time updates

Ensure access to most recent information

## Online platform

User-friendly interface features

# Implementation Strategy



## CONTENT DEVELOPMENT

### Group of experts

- Eurostat
- ITF
- UNECE
- Member States
- EU agencies
- External experts



## PROPOSED TASK TEAMS

- Rail
- EV charging and cycling infra
- Road transport
- Inland waterway
- New mobility and active modes



## GOVERNANCE

Technical and specialized nature of a glossary  
+  
Definitions established in EU legal acts and UNECE resolutions employed for CQ  
↓  
Authority to modify glossary content:  
**Eurostat, ITF, UNECE**



## REGULAR UPDATES

- Maximum once per year
- Stable reference point for majority of the year

eurostat 

 **International Transport Forum**



# UNECE's Experience in Hosting Interactive Glossary

## CEVNI – European Code for Inland Waterways

The screenshot shows a web browser displaying the CEVNI interactive glossary. The page title is "I. Types of vessels". The content lists 12 definitions for various vessel types, including "vessel", "motorized vessel", "floating equipment", "ferry-boat", "high-speed vessel", "passenger vessel", "pushed barge", "shipborne barge", "sailing vessel", "small craft", "water bike", and "sports or pleasure craft". Each definition is followed by a yellow warning box stating "Regional or national deviation from Article is possible under the provisions of Chapter 9". The page includes a search bar, a navigation menu on the left, and a footer with the UNECE logo and text: "CEVNI Revision 5 Inland Water Transport UNECE Transport Division".

<https://wiki.unece.org/pages/viewpage.action?pageId=25265142>

# UNECE's Experience in Hosting Interactive Glossary

## IMO/ILO/UNECE Code of Practice for Packing of Cargo Transport Units

The screenshot shows a web interface for the UNECE Code of Practice for Packing of Cargo Transport Units. The page title is "1.4 How to use the CTU Code". The left sidebar contains a navigation menu with "CTU Code" expanded, showing sub-sections from "Content table" to "Chapter 12. Advice on receipt of cargo". The main content area lists 14 sub-sections (1.4.1 to 1.4.10) providing detailed information on the code's structure, safety, and application. A search bar and "Log in" button are visible in the top right. The footer includes the UNECE logo and text: "Intermodal Transport UNECE Transport Division".

Pages / ... / Chapter 1. Introduction

### 1.4 How to use the CTU Code

1.4.1 This Code comprises 13 chapters. Most of them refer to one or more annexes which is highlighted in the text where applicable. Further practical guidance and background information are available as informative material<sup>[1]</sup>, which does not constitute part of this Code. Table 1 at the end of this chapter provides a summary of contents.

1.4.2 More information on the consequences of improper packing procedures is provided in informative material IM1.

1.4.3 Following the introduction in [chapter 1](#), [chapter 2](#) lists definitions of terms which are used throughout the Code. [Chapter 3](#) provides an overview of basic safety issues related to the packing of CTUs, briefly described as "dos and don'ts". Detailed information on how to comply with these "dos" and how to avoid the "don'ts" are contained in the following chapters and in the related annexes.

1.4.4 [Chapter 4](#) identifies the chains of responsibility and communication for the principle parties in the supply chain and is supplemented with [annex 1](#) on information flow and, particularly for terminal operators, with [annex 2](#) on the safe handling of CTUs. Information on typical documents related to transport may be obtained from informative material IM2.

1.4.5 [Chapter 5](#) (general transport conditions) describes the acceleration forces and the climatic conditions to which a CTU is exposed during transport. [Annex 3](#) provides additional guidance on the prevention of [condensation](#) damages.

1.4.6 [Chapter 6](#) (CTU properties), [chapter 7](#) (CTU suitability) and [chapter 8](#) (arrival, checking and positioning of CTUs) should be considered to select the appropriate CTU for the cargo to be carried and to ensure that the CTU is fit for its intended purpose. Additional guidance to these topics is provided in [annex 4](#) (approval plates), [annex 5](#) (receiving CTUs) and [annex 6](#) (minimizing the risk of [recontamination](#)). More information on the properties of the various CTU types is provided in informative material IM3, more information on species of concern regarding [recontamination](#) may be obtained from informative material IM4.

1.4.7 [Chapter 9](#) (packing cargo into CTUs) is the core chapter of this Code dealing with the actual packing operation. This chapter directs the user to the related provisions in [annex 7](#), where detailed information on load distribution, securing arrangements, capacity of securing devices and methods for the evaluation of the efficiency of a certain securing arrangement are provided. This annex is supplemented with appendices on packaging marks, friction factors and on calculations for load distribution and cargo securing. Guidance for working on the top of tank CTUs or solid bulk CTUs is provided in [annex 8](#). To facilitate the evaluation of the efficiency of cargo securing arrangements, one sound practical tool is the "quick lashing guide" provided in informative material IM5. In addition, very detailed information on intermodal load distribution is provided in informative material IM6. Information on manual handling of cargo is provided in informative material IM7. Information on the transport of perishable cargo is provided in informative material IM8.

1.4.8 [Chapter 10](#) provides additional advice on the packing of dangerous goods. [Chapter 11](#) describes the actions required on the completion of packing. Information on CTU seals is provided in informative material IM9.

1.4.9 [Chapter 12](#) contains advice on the receipt and [unpacking](#) of CTUs and is supplemented with [annex 5](#) (receiving CTUs) and [annex 9](#) (fumigation). Additional information on the testing of gases is provided in informative material IM10.

1.4.10 [Chapter 13](#) outlines the required qualification of personnel engaged in the packing of CTUs. The topics for consideration in a training programme are listed in [annex 10](#).

<sup>[1]</sup> Available at [www.unece.org/trans/wp24/guidelinespackingctus/intro.html](http://www.unece.org/trans/wp24/guidelinespackingctus/intro.html).

[condensation](#) [unpacking](#) [recontamination](#)

Intermodal Transport  
UNECE Transport Division

<https://wiki.unece.org/pages/viewpage.action?pageId=23101768>



## TAKING AMBITIOUS CLIMATE ACTION

Decarbonising  
inland transport  
by 2050



**UNECE**

# Thank you!

**Fadhah Achmadi**  
Secretary, WP.6

**UNECE**

Date 26 | 04 | 2024, Geneva