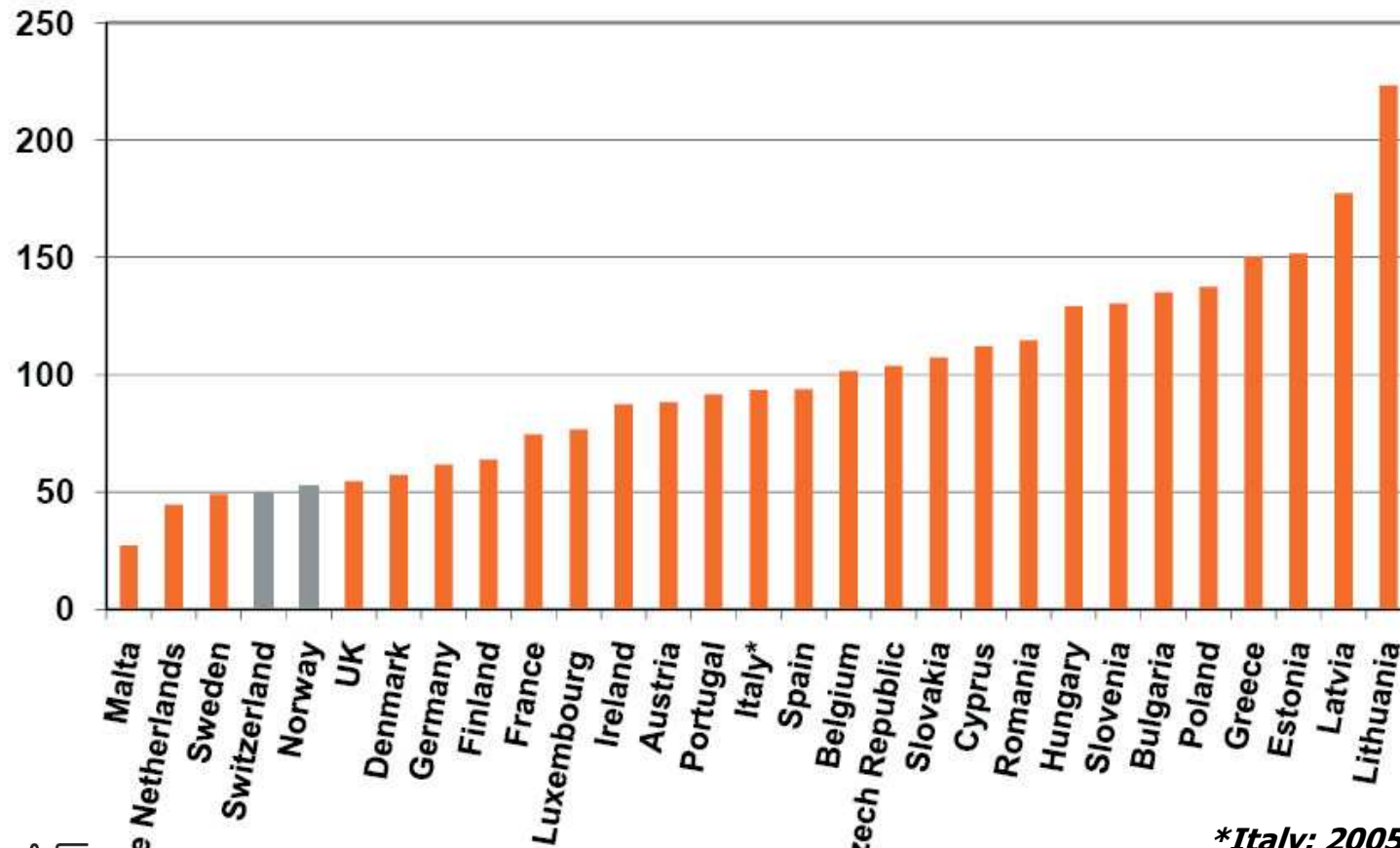


R.S.I. "Panos Mylonas" The Hellenic Road Safety Institute

Road Safety Actions & Perspectives

Vassiliki Danelli – Mylonas, President BoD
September 22-25, 2009

Road deaths per million population (2006)

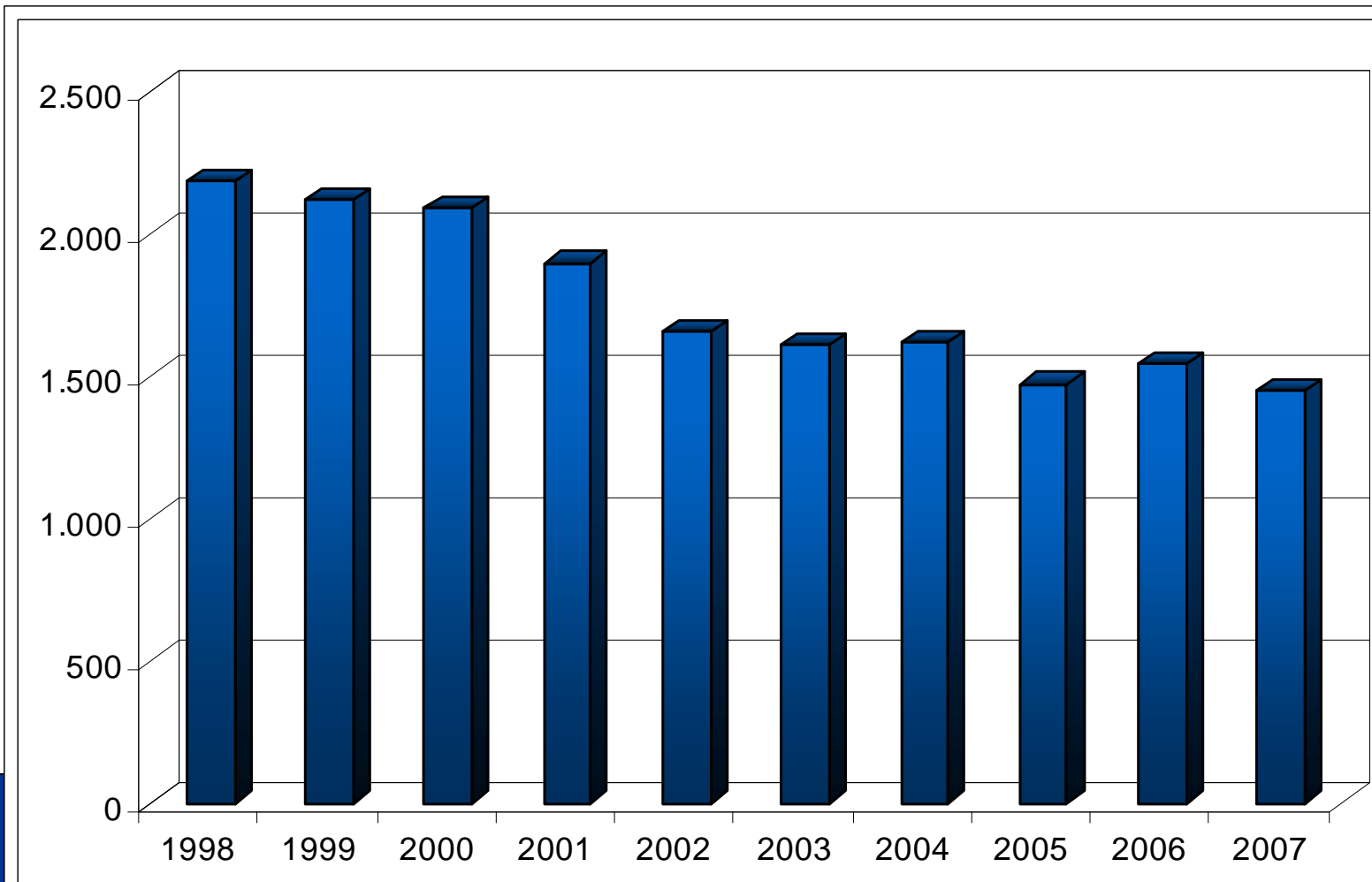


*Italy: 2005

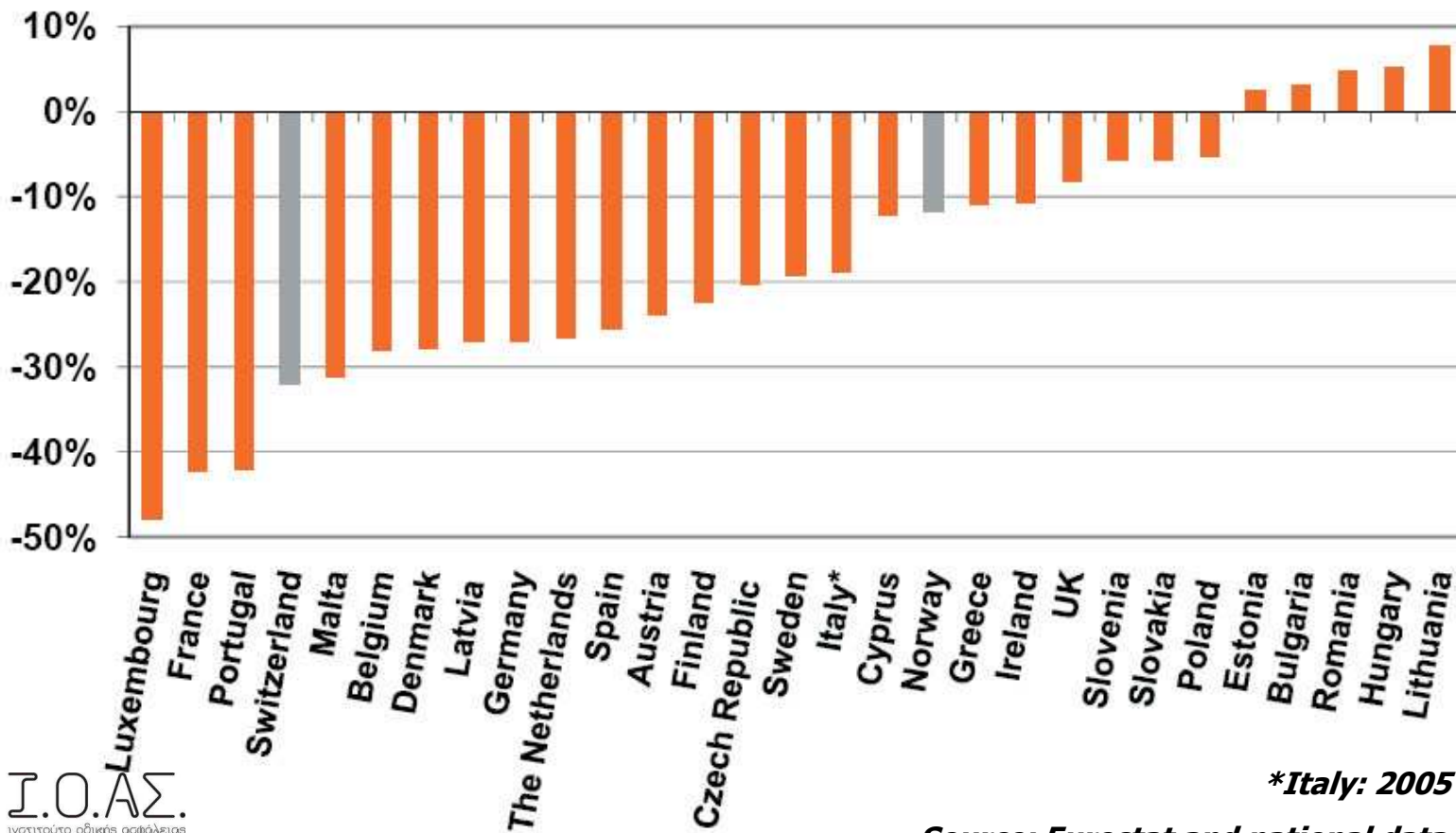
Source: Eurostat and national data

www.ioas.gr

Deaths from traffic accidents in Greece



Fatal accidents' reduction 2001-2006



*Italy: 2005

Source: Eurostat and national data

www.ioas.gr

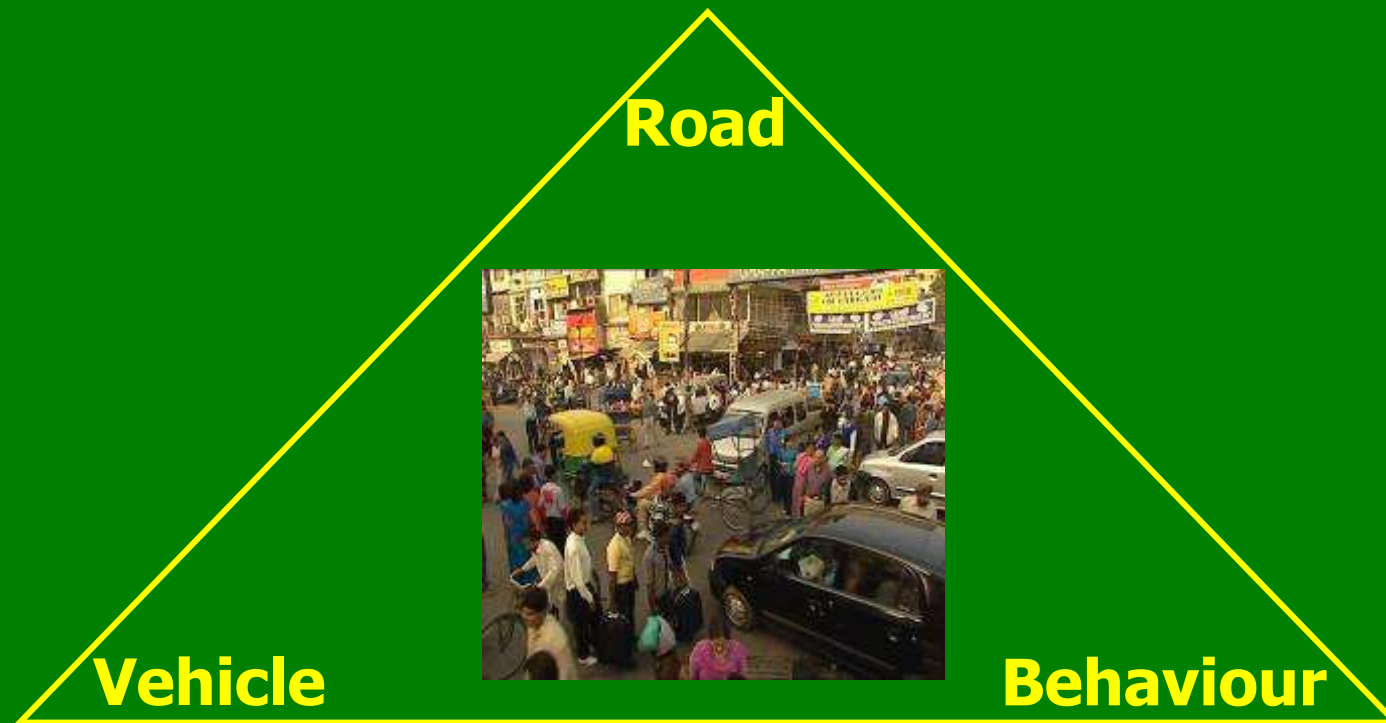
Greece in "Pole Position"...

- Greece is divided in 13 regions
- 8/13 are in the list of 20 most dangerous European regions in term of road accidents
- Moreover 7/10 most dangerous European regions are located in Greece.

Table 1: EU-25: Persons killed per million passenger cars in 2004: 20 most dangerous regions

	Name of the region	Country	Persons killed per million passenger cars
1	Sterea Ellada	Greece	1 576
2	Peloponnisos	Greece	1 159
3	Dytiki Ellada	Greece	1 095
4	Warminsko-Mazurskie	Poland	815
5	Latvia	Latvia	752
6	Ipeiros	Greece	681
7	Notio Aigaio	Greece	679
8	Észak-Alföld	Hungary	670
9	Anatoliki Maked., Thraki	Greece	669
10	Thessalia	Greece	637
11	Stredné Slovensko	Slovakia	632
12	Świętokrzyskie	Poland	617
13	La Rioja	Spain	609
14	Prov. Luxembourg (B)*	Belgium	597
15	Podlaskie	Poland	595
16	Lubelskie	Poland	590
17	Közép-Dunántúl	Hungary	582
18	Lithuania	Lithuania	571
19	Dytiki Makedonia	Greece	560
20	Dél-Alföld	Hungary	553

A Safe Road System



a shared responsibility

Source: EuroRAP/iRAP

The contribution of the three factors (%) on road accidents

Human behaviour only	65%
Human behaviour & infrastructure	24%
Human behaviour & vehicle	4,50%
Human behaviour, infrastructure and vehicle	1,25%
Infrastructure only	2,50%
Infrastructure & vehicle	0,25%
Vehicle only	2,50%
TOTAL	100%

Attitudes of car drivers behind the wheel

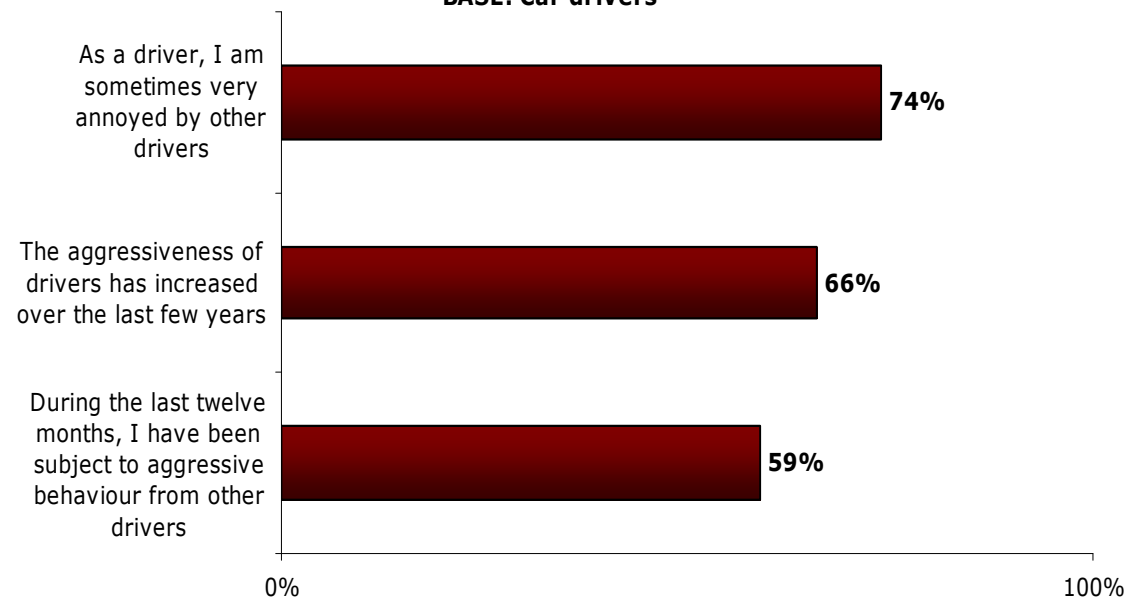
On average, around three-quarters of car drivers are sometimes very annoyed by other drivers and two-thirds feel that aggressiveness on the road has increased over the last few years.

Moreover, a clear majority (59%) have been subjected to aggressive behaviour in the last twelve months.

Q5. Here are few opinions expressed by car drivers. For each of these, I would like you to tell me to which extent you agree or disagree?

-Total "Agree"

BASE: Car drivers

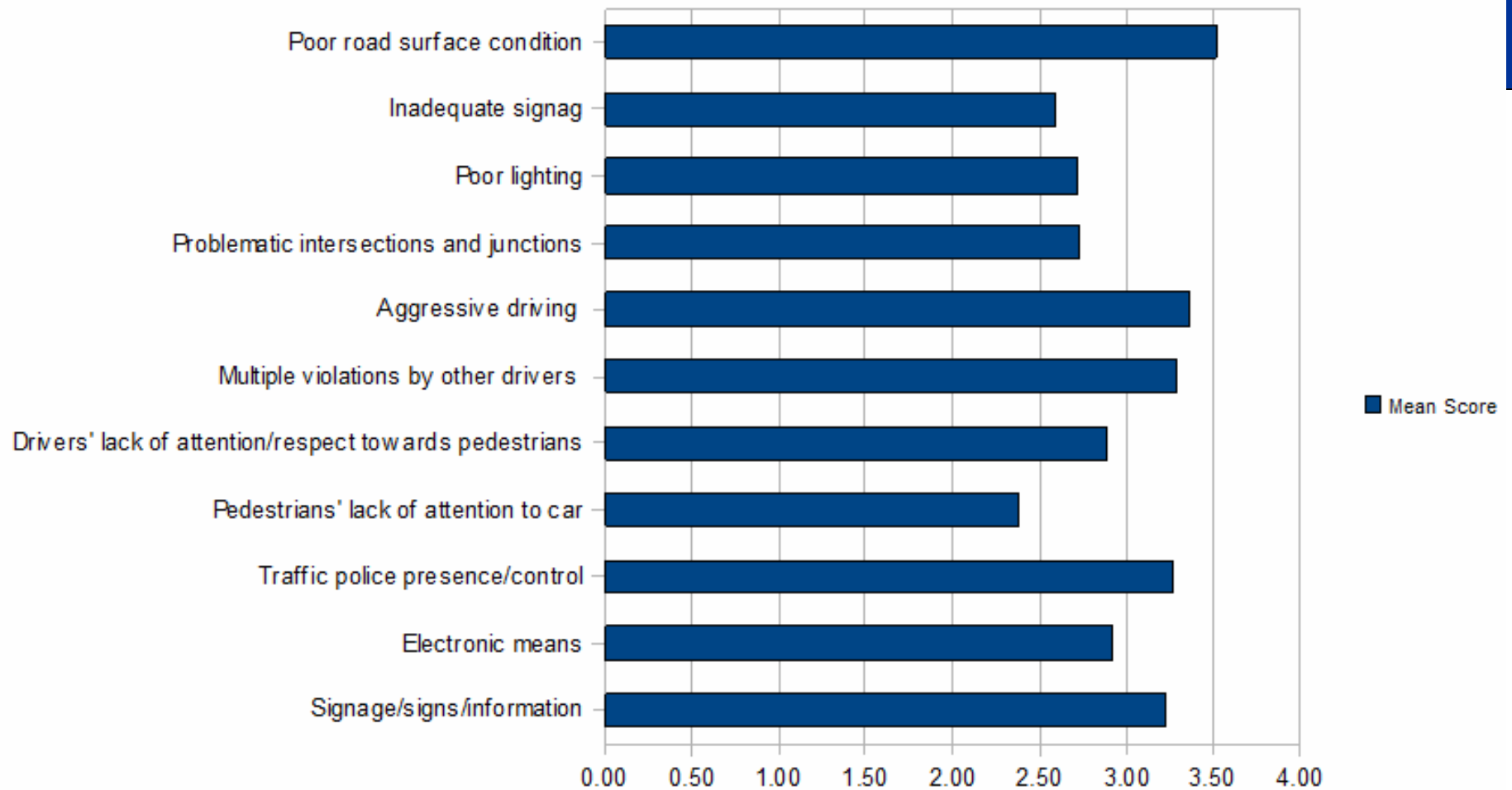


Survey Results

Drivers considerations & views on the main causes for accidents:

- The factor "**Problematic road infrastructure**" is believed to share responsibility for traffic accidents (90%).
- The "**Offensive driving of drivers**" (85.6% of the total sample) and the "**Multiple violations of the law by other drivers**" (83.1%), are presented to be the main human factors disturbing the questioned drivers.
- "**the presence/controls by the traffic police**" (78.4%) and the "**signage/traffic signs/information**" (79,4%) are regarded as the crucial factors related to effective enforcement.


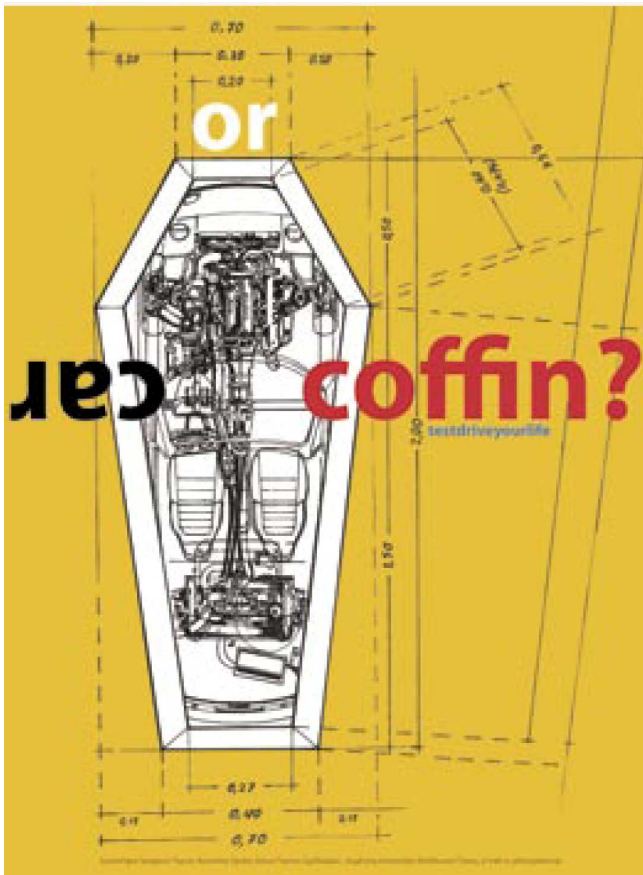
TOTAL RESULTS



Road Traffic Behavior Contest & Exhibition



Road Traffic Behavior Contest & Exhibition



Problems in Greece

Road Safety is not a Priority

- **Social Policy**
- **Enforcement**
- **Awareness ***
- **Traffic Education**
- **Licensing – driver training**
- **Driver behavior**

Targeting: improved behavior for Road Safety improvement

In this respect we look forward to the collaboration & support in an ongoing joint effort for life, health & sustainability involving:

- United Nations legal instruments & Resolutions
- European Community Directives and legislation
- the experience, best practices & support of leading countries
- governments at all levels (urge to push) *
- automotive industry
- infrastructure designers and operators and
- the road users themselves

under the adoption of new technologies and increased road users awareness

For our common goal to save human lives...

Let...

"... the tragic loss of a young man with values, respect for people and love for life, be the beginning of the active participation.

... the loss of Panos and every Panos be the cause for NO MORE deaths & injuries on the roads."

Let us ALL Act for Road Safety

Road Safety Institute "Panos Mylonas"

2 Nemeseos Str.

112 53 Athens

www.ioas.gr

info@ioas.gr

Tel.: 0030-210-8620150