

Transport Statistics Infocard

UZBEKISTAN



• Area: 447,400 km² • Inhabitants: 32,364,996 (2018)

Contracting Party to 13 UN Transport Conventions (of which 4 UN Road Safety Conventions) under the purview of UNECE Inland Transport Committee.

Road and rail statistics

Number of passenger cars (thousand), 2018	2,272
Motorization rate (No. of passenger cars per thousand inhabitants), 2018	70
New registrations of alternative fuel passenger cars (% of total)	..
Length of railway lines (km)	..

Road casualty statistics

Fatalities, 2018	2,262
Injured, 2018	8,458

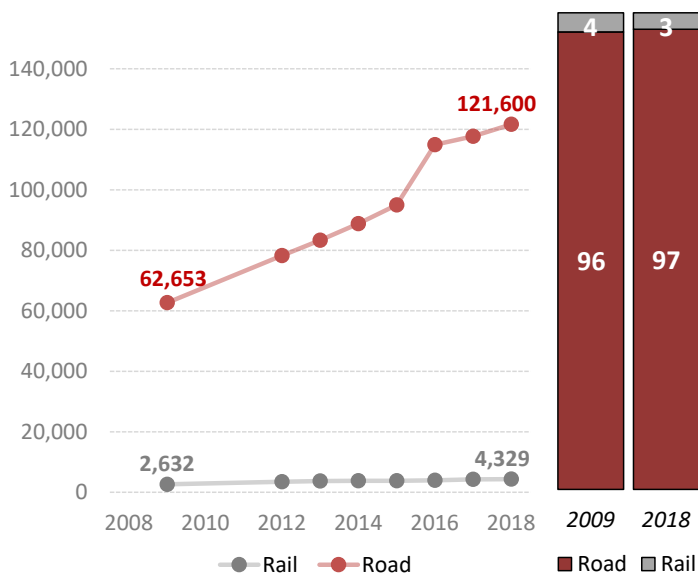
Road deaths per

Million inhabitants, 2018	70
100,000 passenger cars, 2018	100

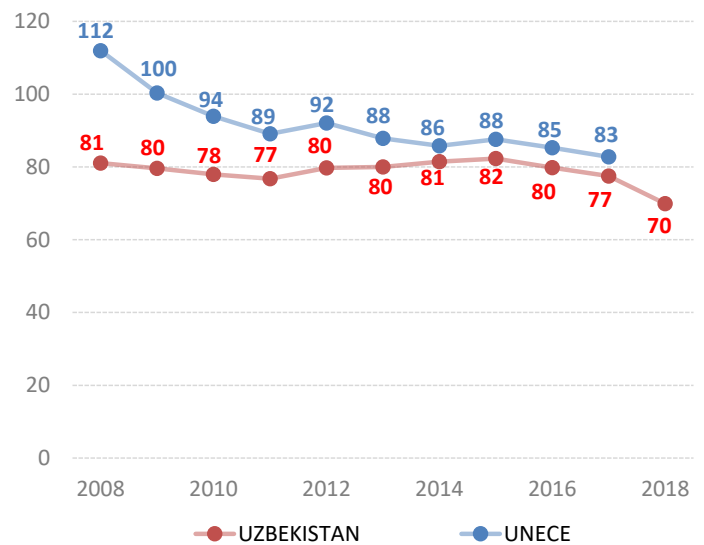
Vulnerable road users (% of total deaths)

Pedestrian and cyclists	..
Motorcyclists	..

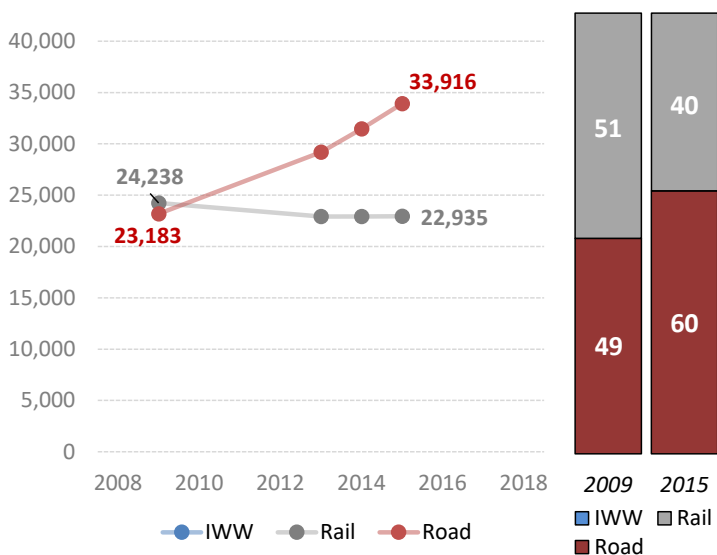
Passenger-km by mode (million) and modal share (%)



Road fatalities per million inhabitants



Tonne-km by mode (million) and modal share (%)



Road traffic fatalities by gender and age

DATA NOT AVAILABLE

< 18 18-20 21-24 25-64 65+
■ Male ■ Female

Source: UNECE Transport Statistics Database.

Note: For road safety graphics, UNECE refers to the average value of ECE member States. IWW = inland waterways. Alternative fuel refers to fuel types other than petrol, diesel or hybrids.

- Not applicable / .. Not available.