


UNITED STATES OF AMERICA



• Area: 9,629,090 km² • Inhabitants: 326,766,748 (2018)

Contracting Party to 9 UN Transport Conventions (of which 2 UN Road Safety Conventions) under the purview of UNECE Inland Transport Committee.

Road and rail statistics

Number of passenger cars (thousand), 2017 ¹	111,177
Motorization rate (No. of passenger cars per thousand inhabitants), 2017 ¹	343
New registrations of alternative fuel passenger cars (% of total)	..
Length of railway lines (km), 2017 ²	149,910

Road casualty statistics

Fatalities, 2017	37,133
Injured, 2017	2,746,000

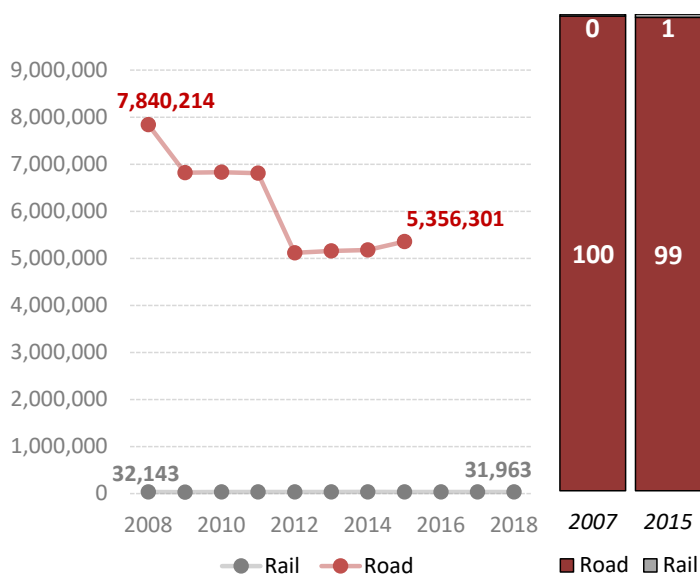
Road deaths per

Million inhabitants, 2017	114
100,000 passenger cars, 2017 ¹	33

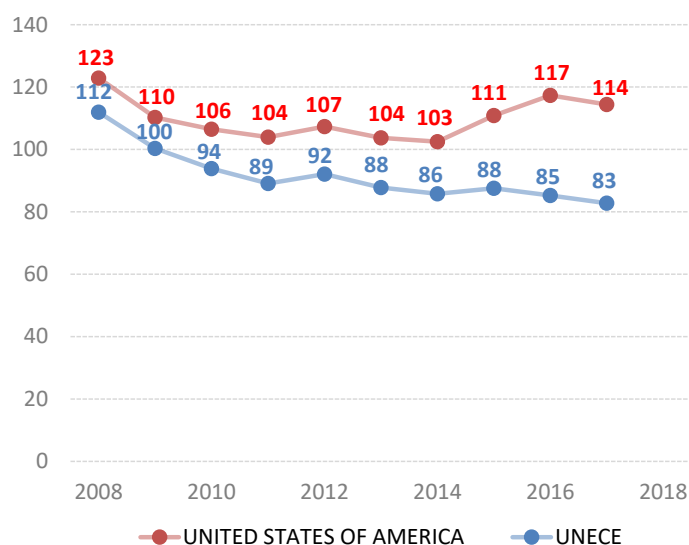
Vulnerable road users (% of total deaths)

Pedestrian and cyclists, 2017	18.2
Motorcyclists, 2017	13.5

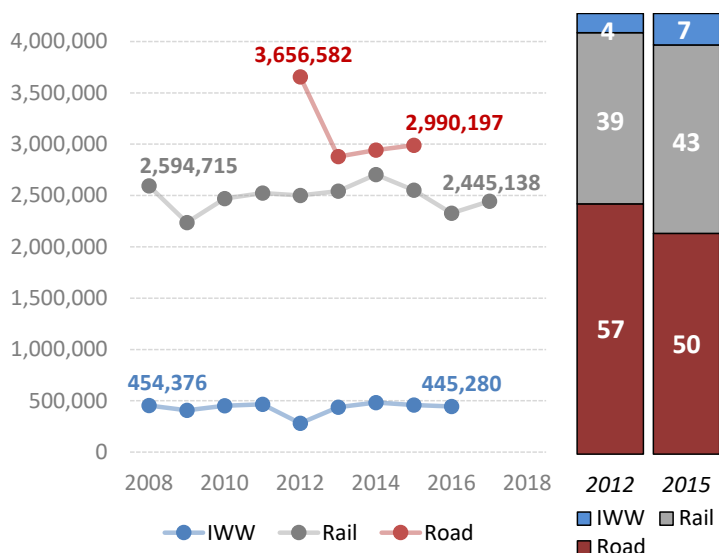
Passenger-km by mode (million) and modal share (%)³



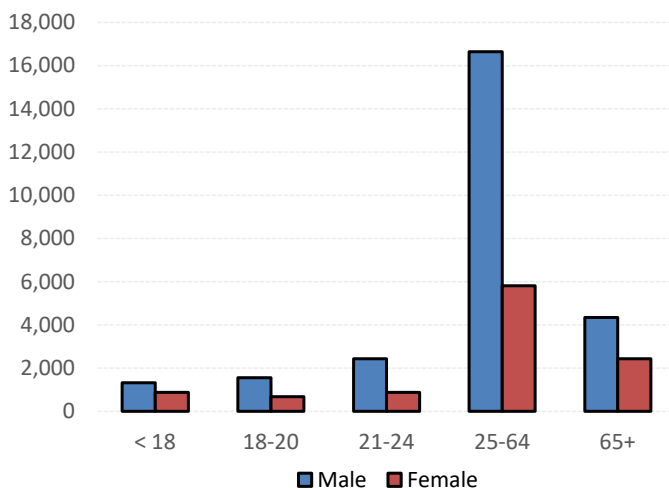
Road fatalities per million inhabitants



Tonne-km by mode (million) and modal share (%)^{2,4}



Road traffic fatalities by gender and age, 2017



Source: UNECE Transport Statistics Database. Note: For road safety graphics, UNECE refers to the average value of ECE member States. IWW = inland waterways. Alternative fuel refers to fuel types other than petrol, diesel or hybrids.

¹ Passenger cars refers to 'Light duty vehicles, short wheel base'.

² Railway line length and rail tonne-km includes only Class I freight railroads.

³ 2008-2012 rail passenger-km refers to Amtrak only. 2013-2018 refers to all Federal Railroad Administration Class I railroads (includes Amtrak, commuter lines and sightseeing excursion trains).

⁴ 2012 inland waterway tonne-km do not include imports.

- Not applicable / .. Not available.