



• Area: 774,815 km² • Inhabitants: 81,407,000 (2018)

Contracting Party to 26 UN Transport Conventions (of which 10 UN Road Safety Conventions) under the purview of UNECE Inland Transport Committee.

Road and rail statistics

Number of passenger cars (thousand), 2017	12,036
Motorization rate (No. of passenger cars per thousand inhabitants), 2017	150
New registrations of alternative fuel passenger cars (% of total), 2017	3.4
Length of railway lines (km), 2017 ¹	10,207

Road casualty statistics

Fatalities, 2018	6,675
Injured, 2018	307,071

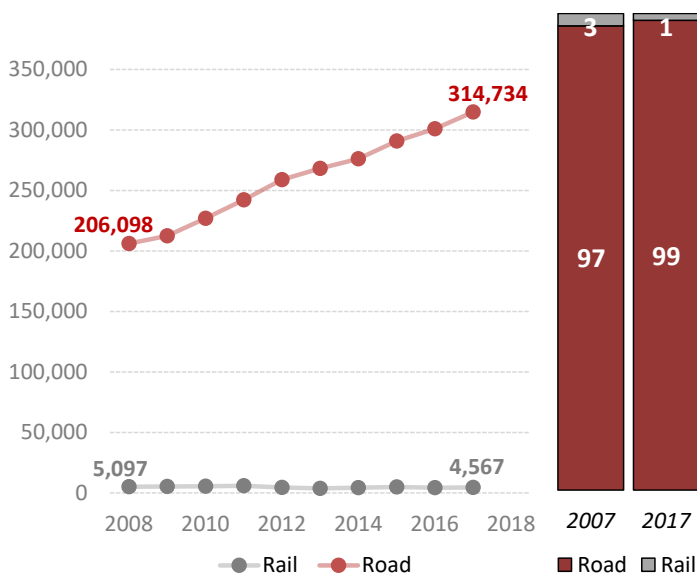
Road deaths per

Million inhabitants, 2018	82
100,000 passenger cars, 2017	62

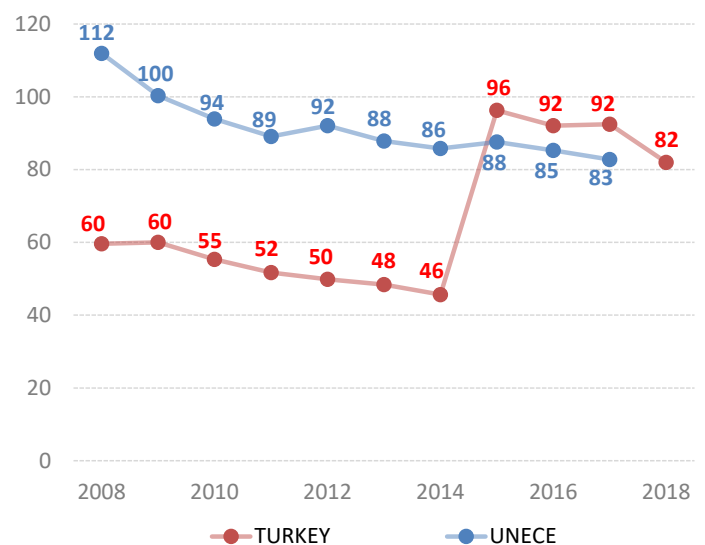
Vulnerable road users (% of total deaths)

Pedestrian and cyclists	..
Motorcyclists	..

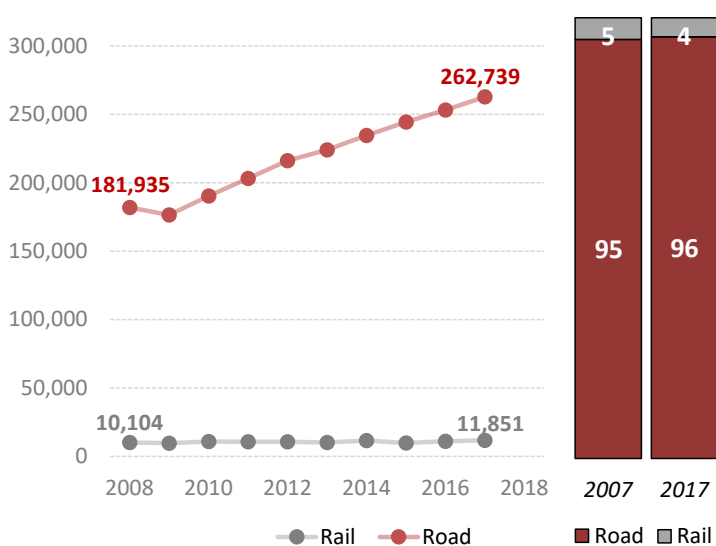
Passenger-km by mode (million) and modal share (%)²



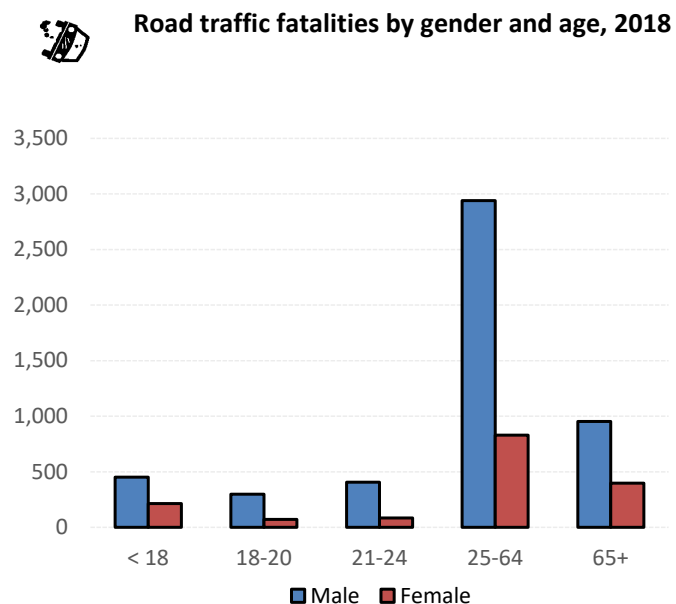
Road fatalities per million inhabitants³



Tonne-km by mode (million) and modal share (%)⁴



Road traffic fatalities by gender and age, 2018



Source: UNECE Transport Statistics Database. Note: For road safety graphics, UNECE refers to the average value of ECE member States. IWW = inland waterways. Alternative fuel refers to fuel types other than petrol, diesel or hybrids.

¹ Excludes branch and station lines

² Road passenger-km does not include travel on urban roads.

³ 2008-2015 figures on persons killed include the deaths only at the accident scene; 2016-2018 figures on persons killed also include the deaths within 30 days after traffic accidents due to related accidents and its impacts for people injured and sent to health facilities.

⁴ Road tonne-km refer to freight travel on motorways, state and provincial roads.
- Not applicable / .. Not available.