

• Area: 41,285 km<sup>2</sup> • Inhabitants: 8,451,840 (2017)

Contracting Party to 34 UN Transport Conventions (of which 10 UN Road Safety Conventions) under the purview of UNECE Inland Transport Committee.

## Road and rail statistics

Number of passenger cars (thousand), 2018	4,603
Motorization rate (No. of passenger cars per thousand inhabitants), 2017	541
New registrations of alternative fuel passenger cars (% of total), 2018	2.1
Length of railway lines (km), 2015	5,196

## Road casualty statistics

Fatalities, 2017	230
Injured, 2017	21,413

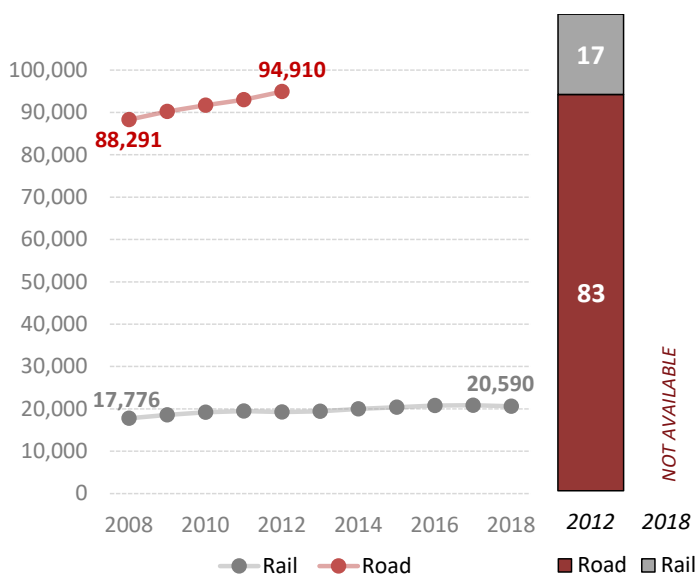
## Road deaths per

Million inhabitants, 2017	27
100,000 passenger cars, 2017	5

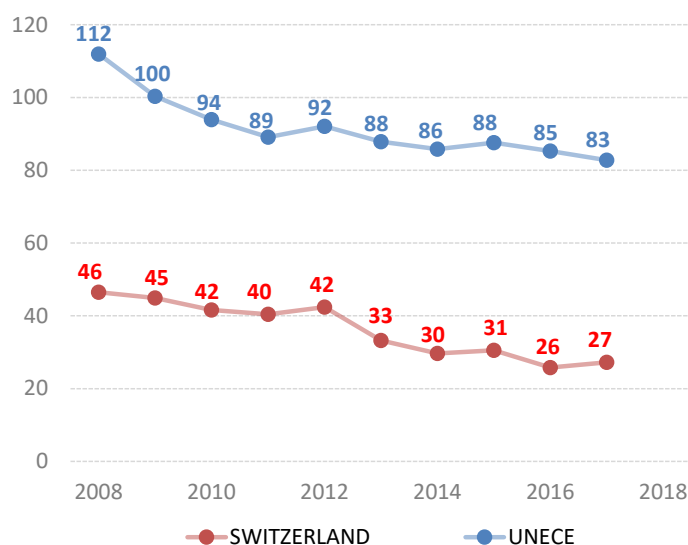
## Vulnerable road users (% of total deaths)

Pedestrian and cyclists, 2012	32.7
Motorcyclists, 2009	22.3

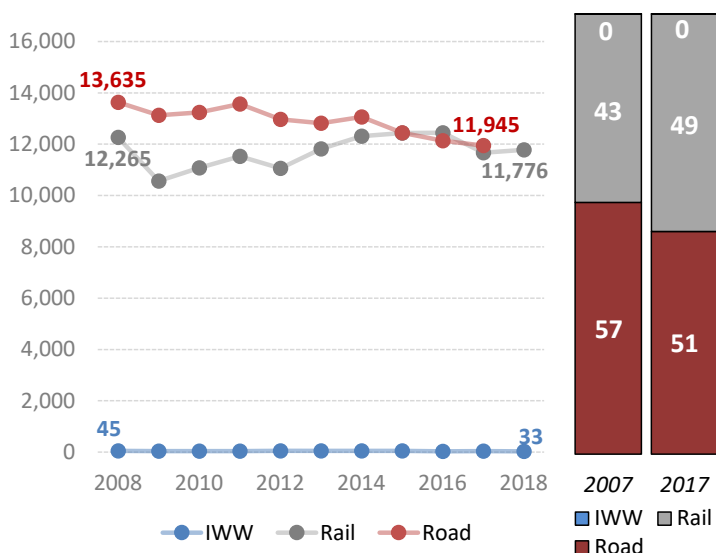
## Passenger-km by mode (million) and modal share (%)



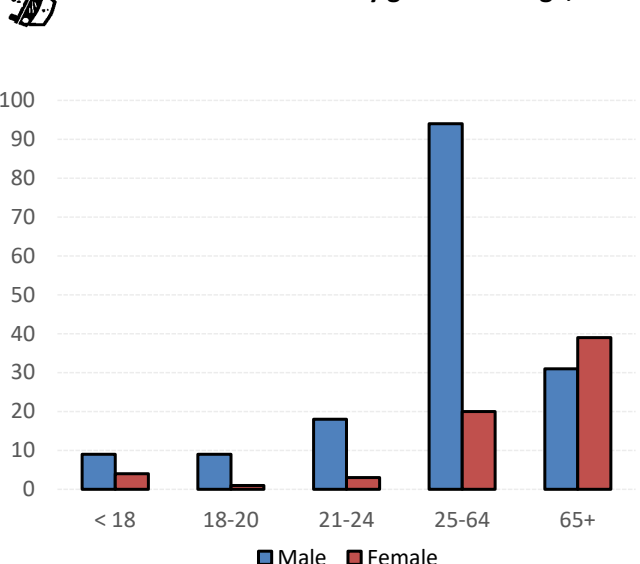
## Road fatalities per million inhabitants



## Tonne-km by mode (million) and modal share (%)



## Road traffic fatalities by gender and age, 2017



Source: UNECE Transport Statistics Database.

Note: For road safety graphics, UNECE refers to the average value of ECE member States. IWW = inland waterways. Alternative fuel refers to fuel types other than petrol, diesel or hybrids.