

# Transport Statistics Infocard

## SWEDEN



• Area: 449,964 km<sup>2</sup> • Inhabitants: 10,175,210 (2018)

Contracting Party to 30 UN Transport Conventions (of which 12 UN Road Safety Conventions) under the purview of UNECE Inland Transport Committee.

### Road and rail statistics

Number of passenger cars (thousand), 2017	4,845
Motorization rate (No. of passenger cars per thousand inhabitants), 2017	482
New registrations of alternative fuel passenger cars (% of total), 2017	2.4
Length of railway lines (km), 2018	10,906

### Road casualty statistics

Fatalities, 2017	253
Injured, 2017	19,662

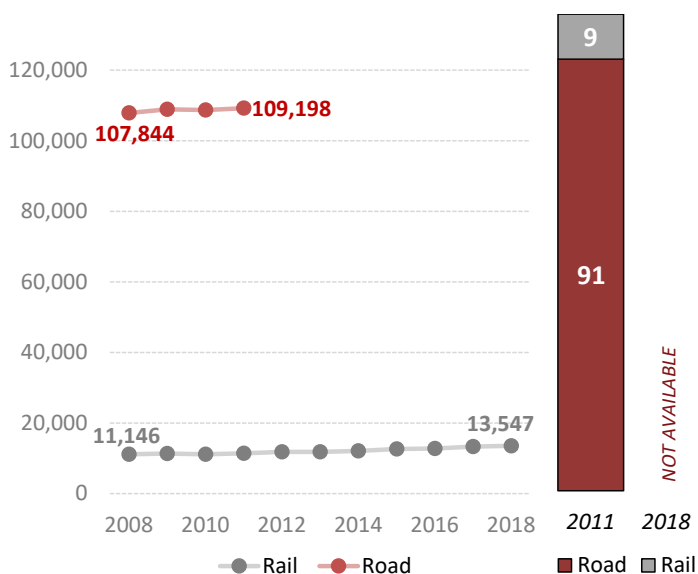
### Road deaths per

Million inhabitants, 2017	25
100,000 passenger cars, 2017	5

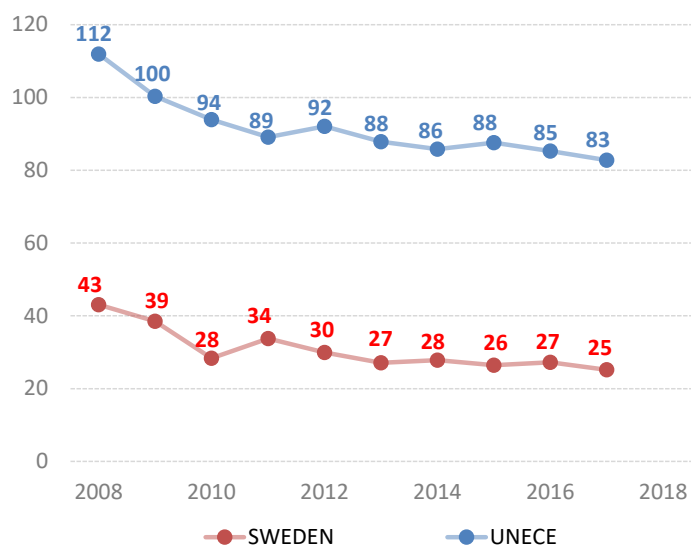
### Vulnerable road users (% of total deaths)

Pedestrian and cyclists, 2013	21.5
Motorcyclists, 2009	13.1

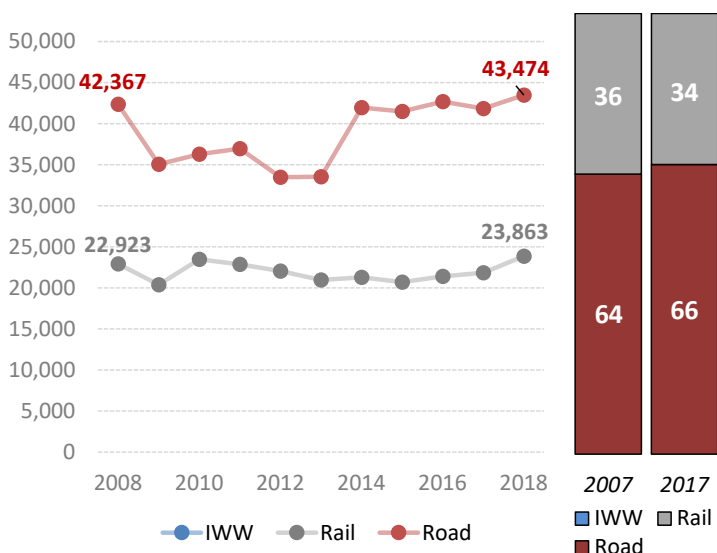
### Passenger-km by mode (million) and modal share (%)



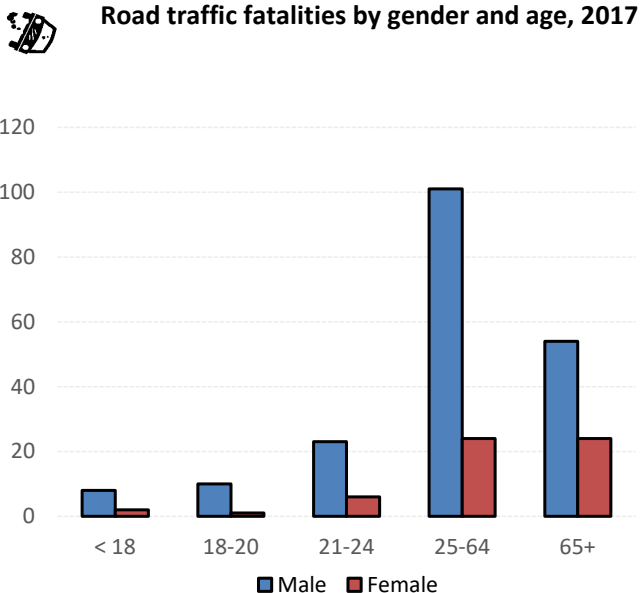
### Road fatalities per million inhabitants



### Tonne-km by mode (million) and modal share (%)<sup>1</sup>



### Road traffic fatalities by gender and age, 2017



Source: UNECE Transport Statistics Database.

Note: For road safety graphics, UNECE refers to the average value of ECE member States. IWW = inland waterways. . Alternative fuel refers to fuel types other than petrol, diesel or hybrids.

<sup>1</sup> Road tonne-km refer to heavy goods vehicles and from 2014 a new method is used to estimate the effects of non-response. 2018 rail tonne-km is estimated at a higher level due to a change in collection and processing methods and are not comparable with previous years.