

Transport Statistics Infocard

SLOVAKIA



• Area: 49,012 km² • Inhabitants: 5,446,010 (2018)

Contracting Party to 35 UN Transport Conventions (of which 13 UN Road Safety Conventions) under the purview of UNECE Inland Transport Committee.

Road and rail statistics

Number of passenger cars (thousand), 2017	2,223
Motorization rate (No. of passenger cars per thousand inhabitants), 2017	409
New registrations of alternative fuel passenger cars (% of total)	..
Length of railway lines (km), 2017	3,626

Road casualty statistics

Fatalities, 2017	250
Injured, 2017	6,883

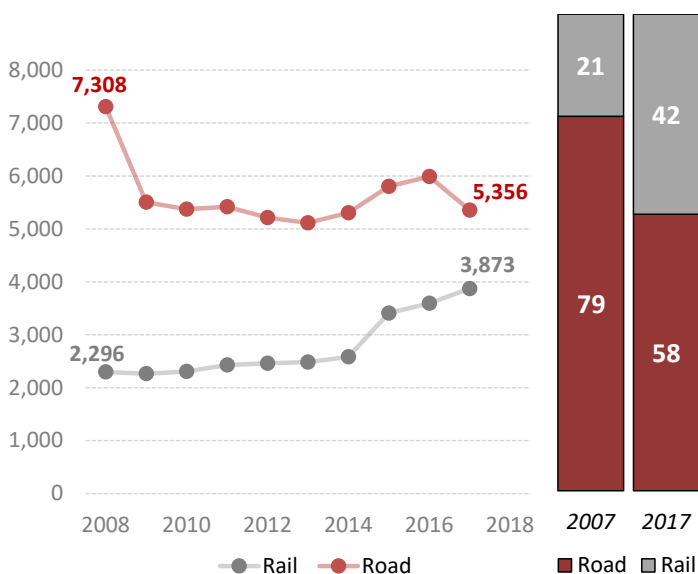
Road deaths per

Million inhabitants, 2017	46
100,000 passenger cars, 2017	11

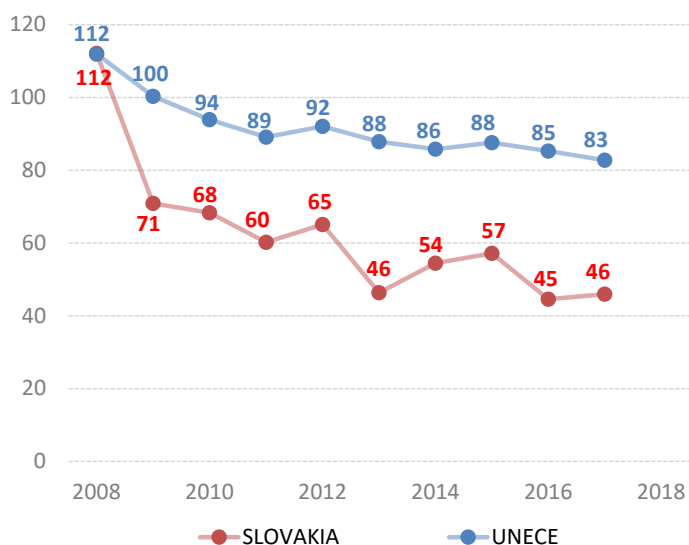
Vulnerable road users (% of total deaths)

Pedestrian and cyclists, 2010	41.5
Motorcyclists, 2009	8.9

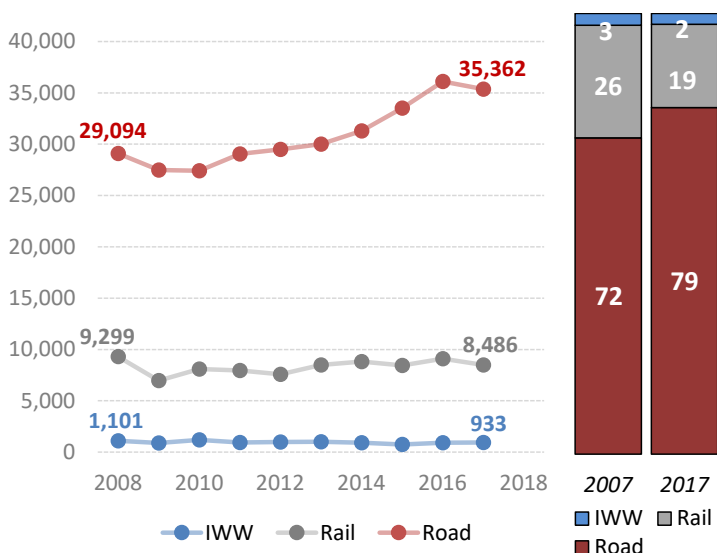
Passenger-km by mode (million) and modal share (%)¹



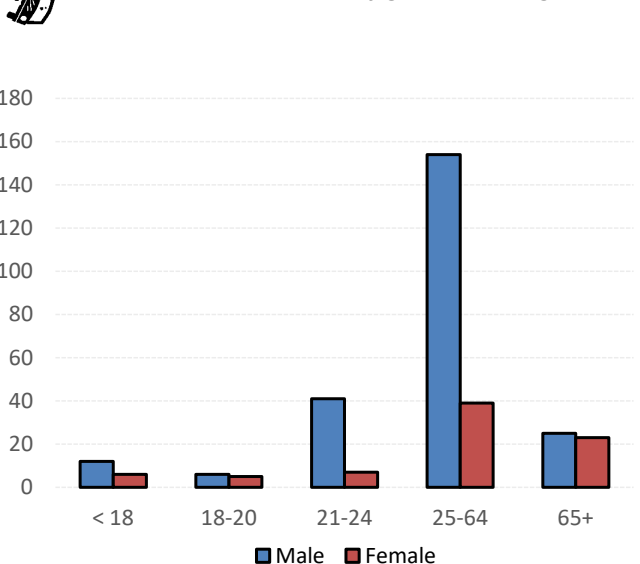
Road fatalities per million inhabitants



Tonne-km by mode (million) and modal share (%)



Road traffic fatalities by gender and age, 2010



Source: UNECE Transport Statistics Database.

Note: For road safety graphics, UNECE refers to the average value of ECE member States. IWW = inland waterways. Alternative fuel refers to fuel types other than petrol, diesel or hybrids.

¹ Road passenger-km refers only to "Motor coaches, Buses, etc"

- Not applicable / .. Not available.