

SAN MARINO



• Area: 61 km² • Inhabitants: 33,241 (2017)

Contracting Party to 10 UN Transport Conventions (of which 9 UN Road Safety Conventions) under the purview of UNECE Inland Transport Committee.

Road and rail statistics

Number of passenger cars (thousand)	..
Motorization rate (No. of passenger cars per thousand inhabitants)	..
New registrations of alternative fuel passenger cars (% of total)	..
Length of railway lines (km)	..

Road casualty statistics

Fatalities, 2018	3
Injured, 2018	113

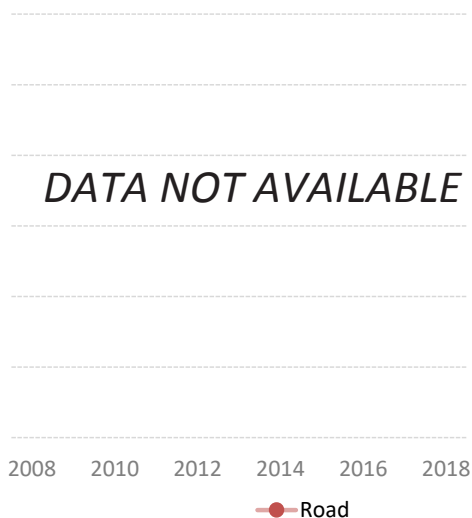
Road deaths per

Million inhabitants, 2017	90
100,000 passenger cars	..

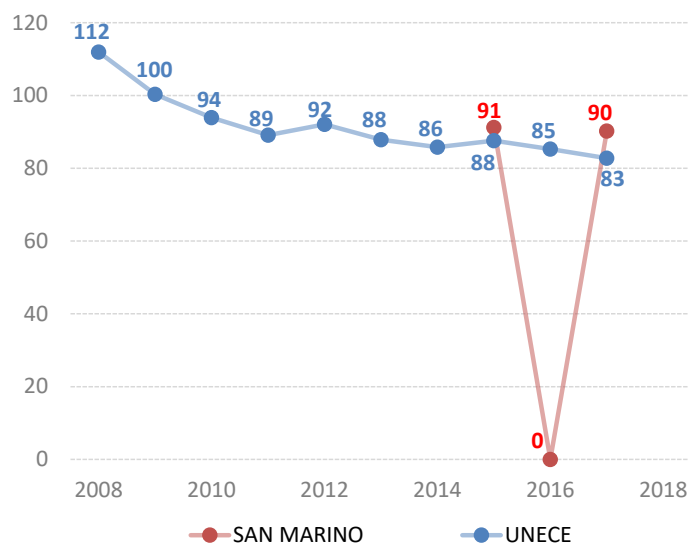
Vulnerable road users (% of total deaths)

Pedestrian and cyclists, 2018	100.0
Motorcyclists, 2018	0.0

Passenger-km by mode (million) and modal share (%)



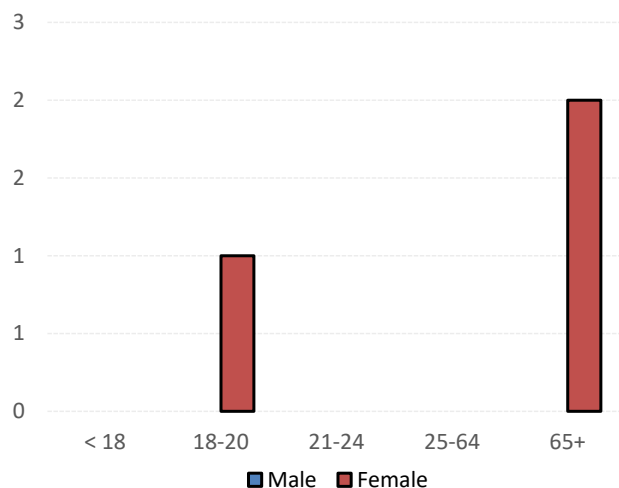
Road fatalities per million inhabitants



Tonne-km by mode (million) and modal share (%)



Road traffic fatalities by gender and age, 2018



Source: UNECE Transport Statistics Database.

Note: For road safety graphics, UNECE refers to the average value of ECE member States. IWW = inland waterways. Alternative fuel refers to fuel types other than petrol, diesel or hybrids.

- Not applicable / .. Not available.