

RUSSIAN FEDERATION



• Area: 17,075,400 km² • Inhabitants: 143,500,000 (2013)

Contracting Party to 31 UN Transport Conventions (of which 14 UN Road Safety Conventions) under the purview of UNECE Inland Transport Committee.

Road and rail statistics

Number of passenger cars (thousand), 2013	41,420
Motorization rate (No. of passenger cars per thousand inhabitants), 2013	289
New registrations of alternative fuel passenger cars (% of total)	..
Length of railway lines (km), 2013	85,266

Road casualty statistics

Fatalities, 2013	27,025
Injured, 2013	258,437

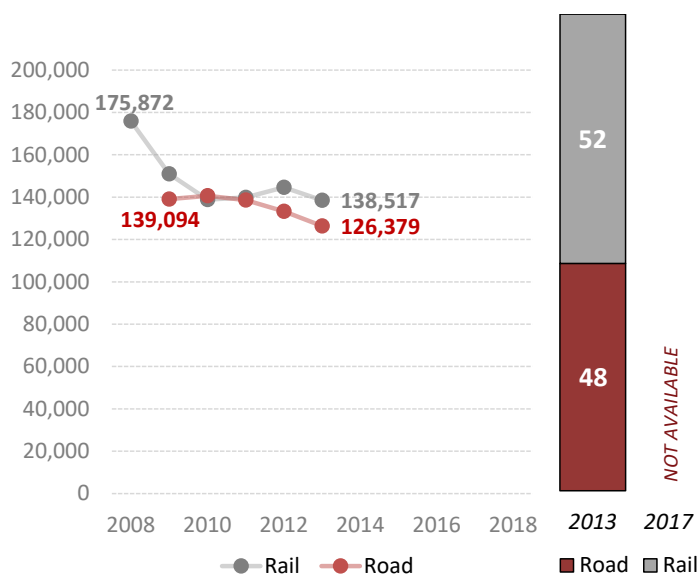
Road deaths per

Million inhabitants, 2013	188
100,000 passenger cars, 2013	65

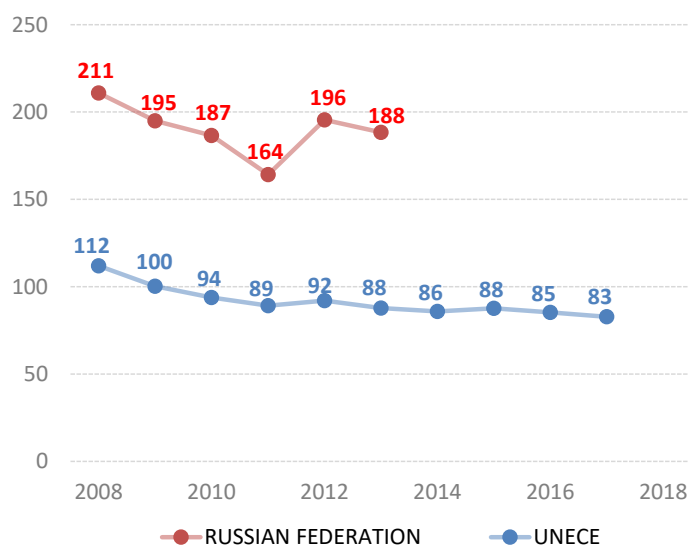
Vulnerable road users (% of total deaths)

Pedestrian and cyclists	..
Motorcyclists	..

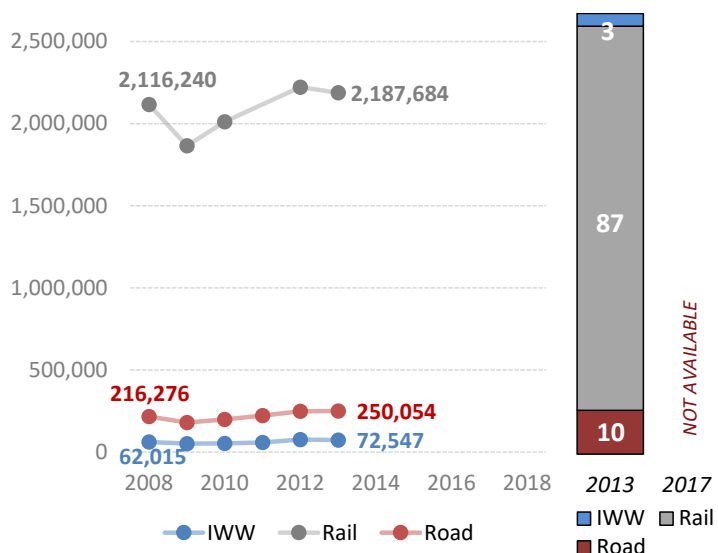
Passenger-km by mode (million) and modal share (%)



Road fatalities per million inhabitants



Tonne-km by mode (million) and modal share (%)



Road traffic fatalities by gender and age



DATA NOT AVAILABLE

< 18 18-20 21-24 25-64 65+
■ Male ■ Female

Source: UNECE Transport Statistics Database.

Note: For road safety graphics, UNECE refers to the average value of ECE member States. IWW = inland waterways. Alternative fuel refers to fuel types other than petrol, diesel or hybrids.

- Not applicable / .. Not available.