

ROMANIA



• Area: 238,391 km² • Inhabitants: 19,580,634 (2018)

Contracting Party to 37 UN Transport Conventions (of which 13 UN Road Safety Conventions) under the purview of UNECE Inland Transport Committee.

Road and rail statistics

Number of passenger cars (thousand), 2015	5,155
Motorization rate (No. of passenger cars per thousand inhabitants), 2015	259
New registrations of alternative fuel passenger cars (% of total), 2017	0.9
Length of railway lines (km), 2017	10,774

Road casualty statistics

Fatalities, 2017	1,951
Injured, 2017	40,211

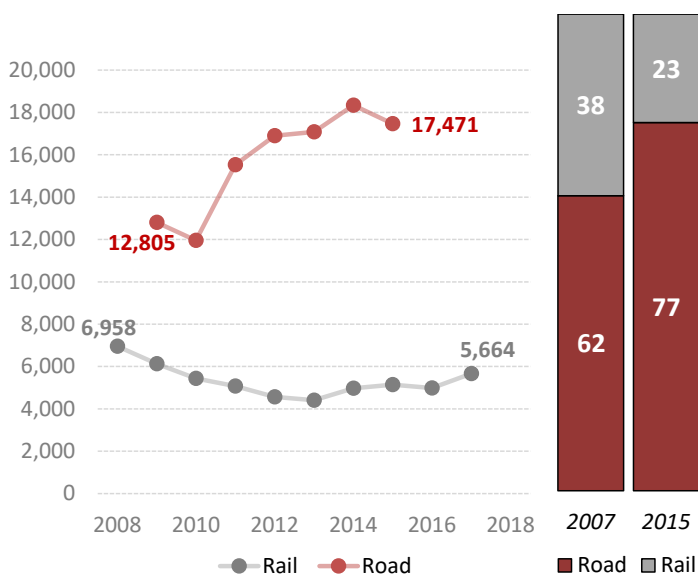
Road deaths per

Million inhabitants, 2017	99
100,000 passenger cars, 2015	37

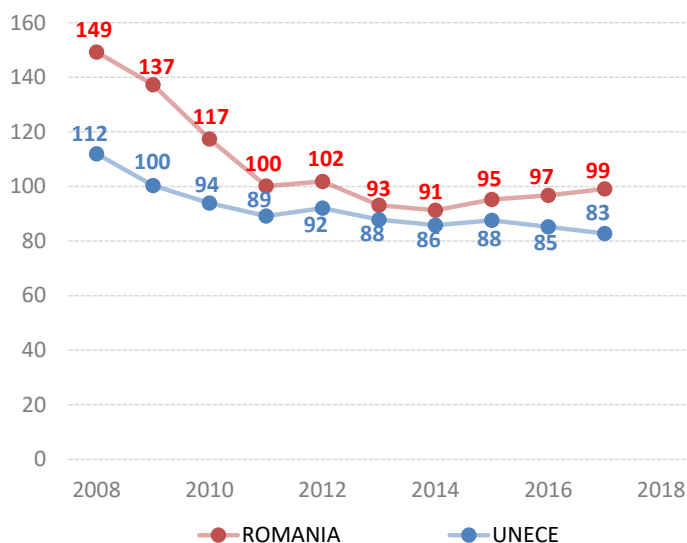
Vulnerable road users (% of total deaths)

Pedestrian and cyclists, 2013	35.7
Motorcyclists, 2009	2.6

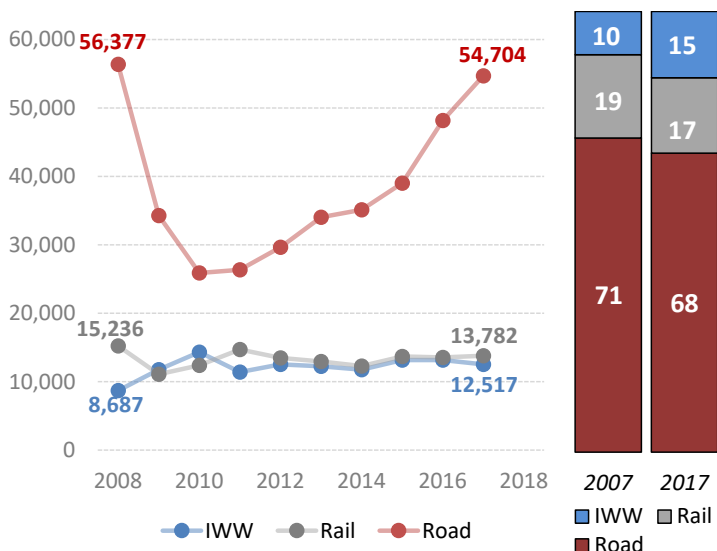
Passenger-km by mode (million) and modal share (%)¹



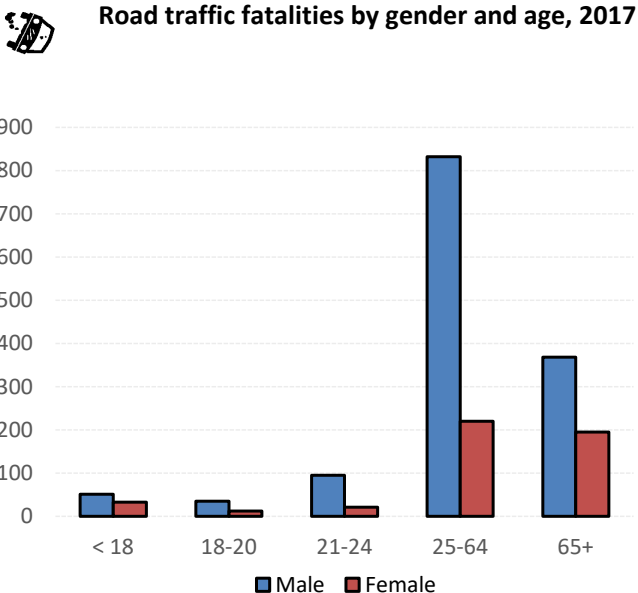
Road fatalities per million inhabitants



Tonne-km by mode (million) and modal share (%)



Road traffic fatalities by gender and age, 2017



Source: UNECE Transport Statistics Database.

Note: For road safety graphics, UNECE refers to the average value of ECE member States. IWW = inland waterways. Alternative fuel refers to fuel types other than petrol, diesel or hybrids.

¹ Road passenger-km refers only to Motor coaches, Buses, etc