

Transport Statistics Infocard

REPUBLIC OF MOLDOVA



• Area: 33,845 km² • Inhabitants: 3,570,108 (2018)

Contracting Party to 24 UN Transport Conventions (of which 12 UN Road Safety Conventions) under the purview of UNECE Inland Transport Committee.

Road and rail statistics

Number of passenger cars (thousand), 2017	588
Motorization rate (No. of passenger cars per thousand inhabitants), 2017	164
New registrations of alternative fuel passenger cars (% of total), 2017	12.2
Length of railway lines (km), 2017	1,151

Road casualty statistics

Fatalities, 2018	274
Injured, 2018	3,122

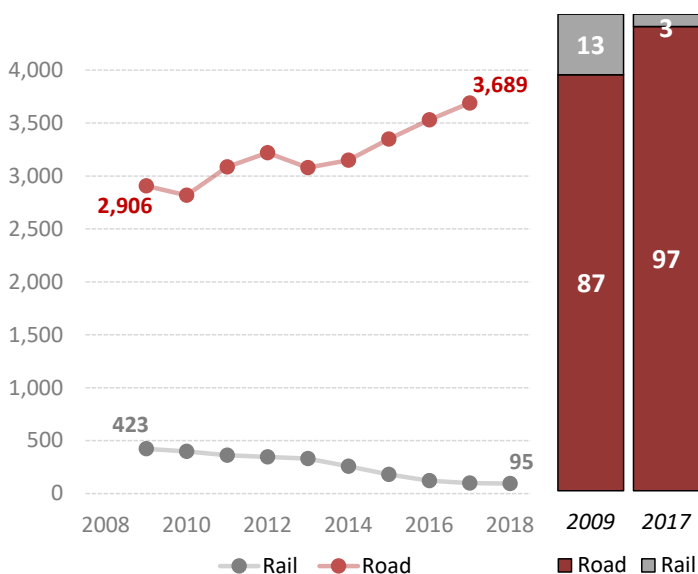
Road deaths per

Million inhabitants, 2018	77
100,000 passenger cars, 2017	51

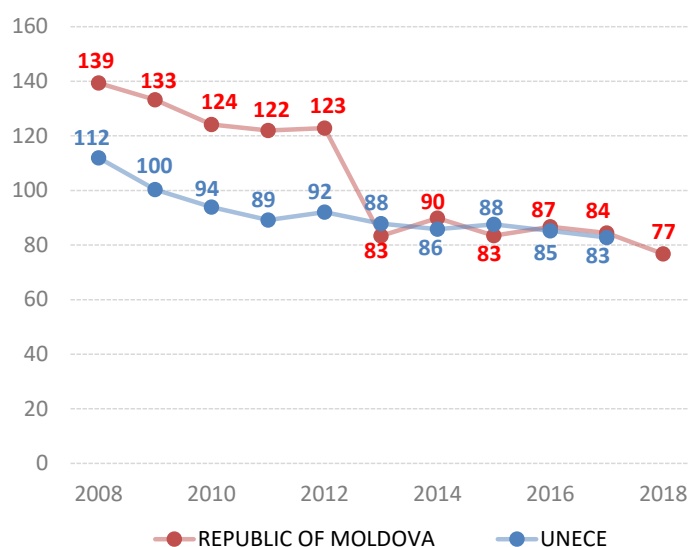
Vulnerable road users (% of total deaths)

Pedestrian and cyclists, 2018	37.2
Motorcyclists, 2018	9.1

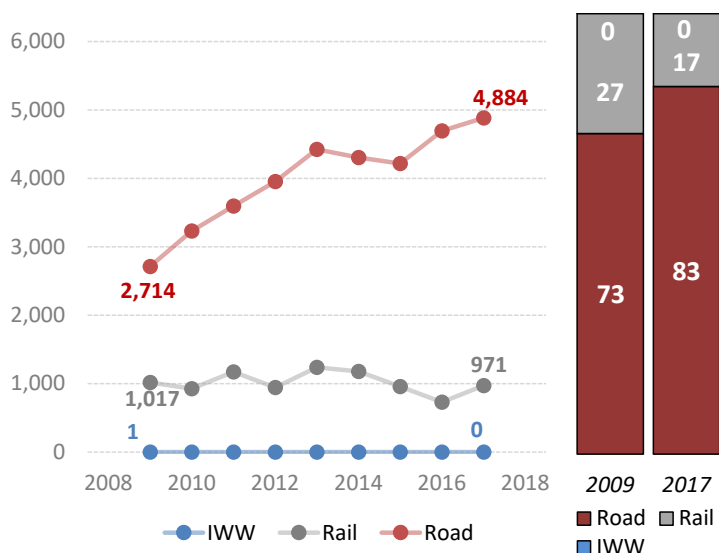
Passenger-km by mode (million) and modal share (%)



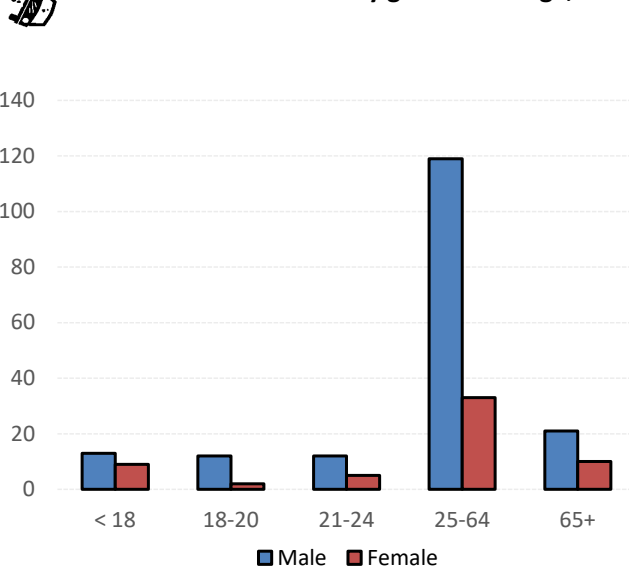
Road fatalities per million inhabitants



Tonne-km by mode (million) and modal share (%)



Road traffic fatalities by gender and age, 2018



Source: UNECE Transport Statistics Database.

Note: For road safety graphics, UNECE refers to the average value of ECE member States. IWW = inland waterways. Alternative fuel refers to fuel types other than petrol, diesel or hybrids.