

Transport Statistics Infocard

POLAND



• Area: 312,685 km² • Inhabitants: 38,413,000 (2018)

Contracting Party to 37 UN Transport Conventions (of which 13 UN Road Safety Conventions) under the purview of UNECE Inland Transport Committee.

Road and rail statistics

Number of passenger cars (thousand), 2017	22,504
Motorization rate (No. of passenger cars per thousand inhabitants), 2017	586
New registrations of alternative fuel passenger cars (% of total), 2017	8.7
Length of railway lines (km), 2017	19,209

Road casualty statistics

Fatalities, 2017	2,831
Injured, 2017	39,466

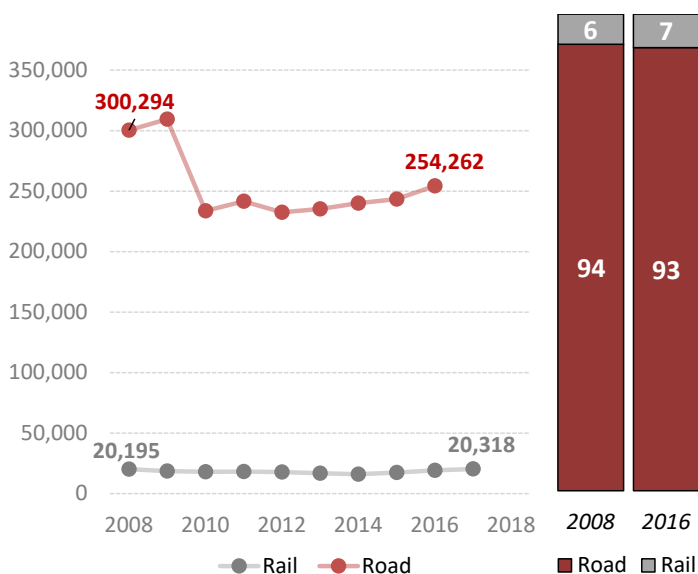
Road deaths per

Million inhabitants, 2017	74
100,000 passenger cars, 2017	13

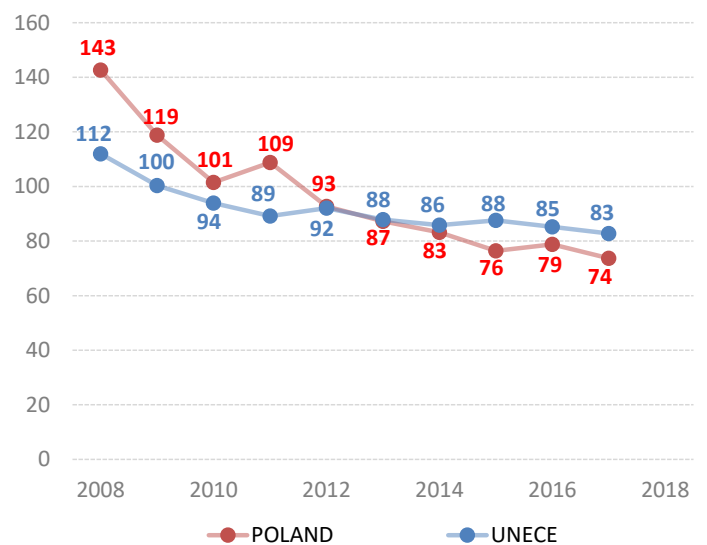
Vulnerable road users (% of total deaths)

Pedestrian and cyclists, 2013	21.8
Motorcyclists, 2009	6.3

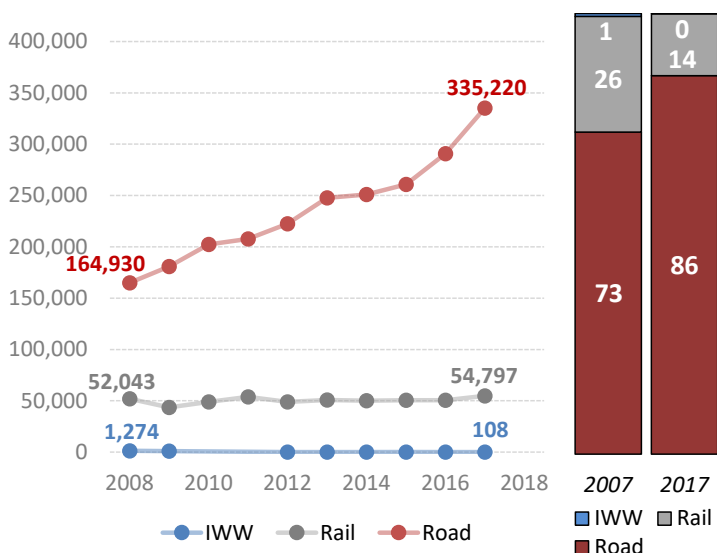
Passenger-km by mode (million) and modal share (%)¹



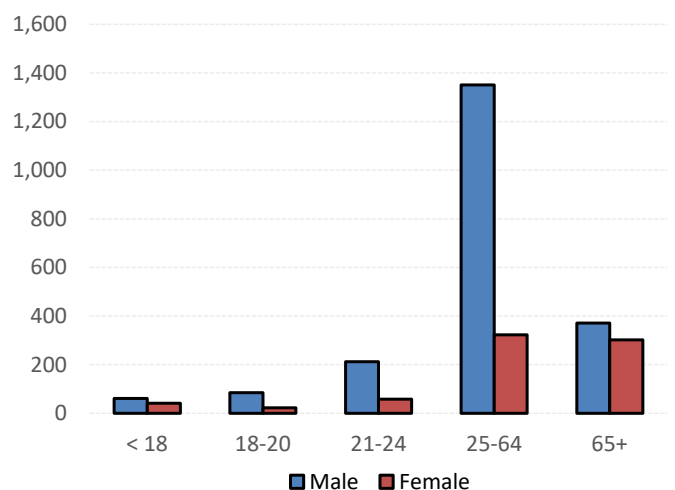
Road fatalities per million inhabitants



Tonne-km by mode (million) and modal share (%)



Road traffic fatalities by gender and age, 2017



Source: UNECE Transport Statistics Database.

Note: For road safety graphics, UNECE refers to the average value of ECE member States. IWW = inland waterways. Alternative fuel refers to fuel types other than petrol, diesel or hybrids.

¹ Road passenger-km includes urban "Motor coaches, buses, etc" transport.