

# Transport Statistics Infocard

## MONTENEGRO



• Area: 13,812 km<sup>2</sup> • Inhabitants: 629,219 (2018)

Contracting Party to 37 UN Transport Conventions (of which 15 UN Road Safety Conventions) under the purview of UNECE Inland Transport Committee.

### Road and rail statistics

Number of passenger cars (thousand), 2017	193
Motorization rate (No. of passenger cars per thousand inhabitants), 2017	307
New registrations of alternative fuel passenger cars (% of total), 2017	0.1
Length of railway lines (km), 2017	250

### Road casualty statistics

Fatalities, 2018	48
Injured, 2018	2,563

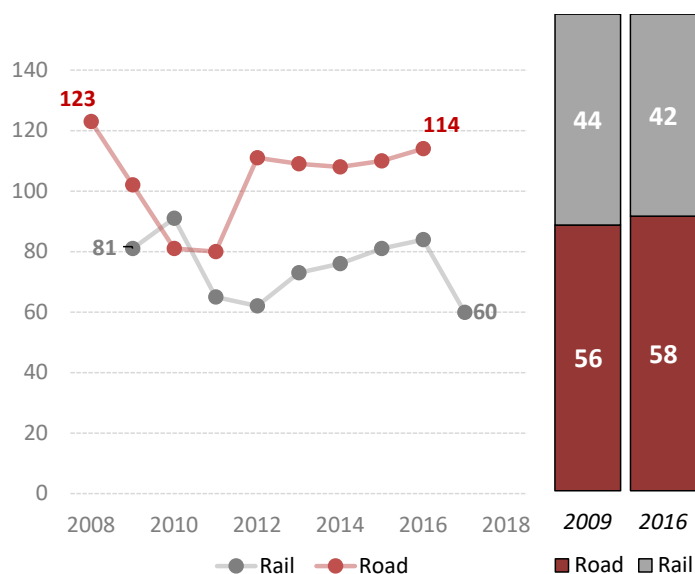
### Road deaths per

Million inhabitants, 2018	76
100,000 passenger cars, 2017	33

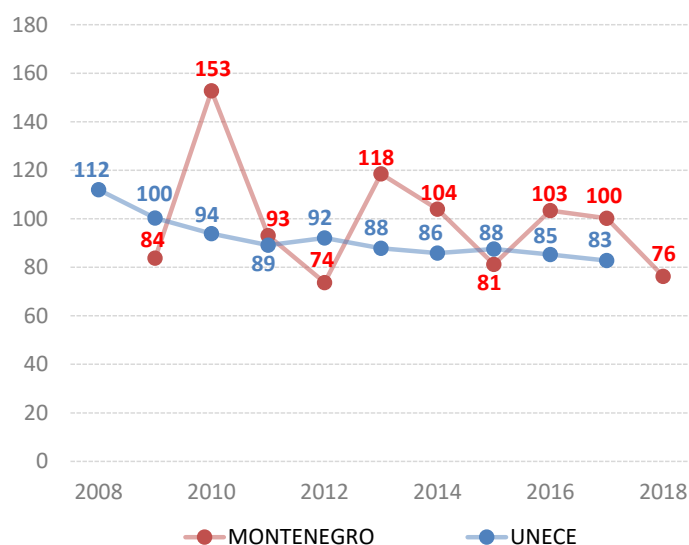
### Vulnerable road users (% of total deaths)

Pedestrian and cyclists	..
Motorcyclists	..

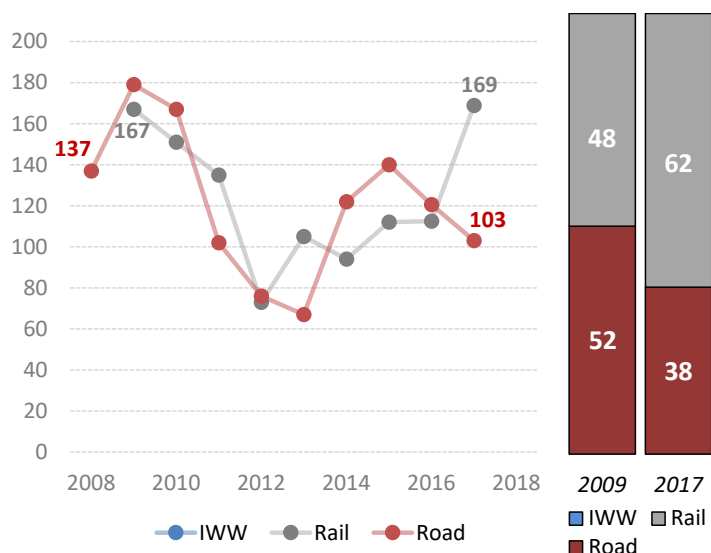
### Passenger-km by mode (million) and modal share (%)



### Road fatalities per million inhabitants



### Tonne-km by mode (million) and modal share (%)



### Road traffic fatalities by gender and age



DATA NOT AVAILABLE

< 18    18-20    21-24    25-64    65+  
■ Male    ■ Female

Source: UNECE Transport Statistics Database.

Note: For road safety graphics, UNECE refers to the average value of ECE member States. IWW = inland waterways. Alternative fuel refers to fuel types other than petrol, diesel or hybrids.

- Not applicable / .. Not available.