

# Transport Statistics Infocard

## KYRGYZSTAN



• Area: 199,900 km<sup>2</sup> • Inhabitants: 6,132,932 (2018)

Contracting Party to 11 UN Transport Conventions (of which 4 UN Road Safety Conventions) under the purview of UNECE Inland Transport Committee.

### Road and rail statistics

Number of passenger cars (thousand)	..
Motorization rate (No. of passenger cars per thousand inhabitants)	..
New registrations of alternative fuel passenger cars (% of total)	..
Length of railway lines (km), 2012	417

### Road casualty statistics

Fatalities, 2018	716
Injured, 2018	9,160

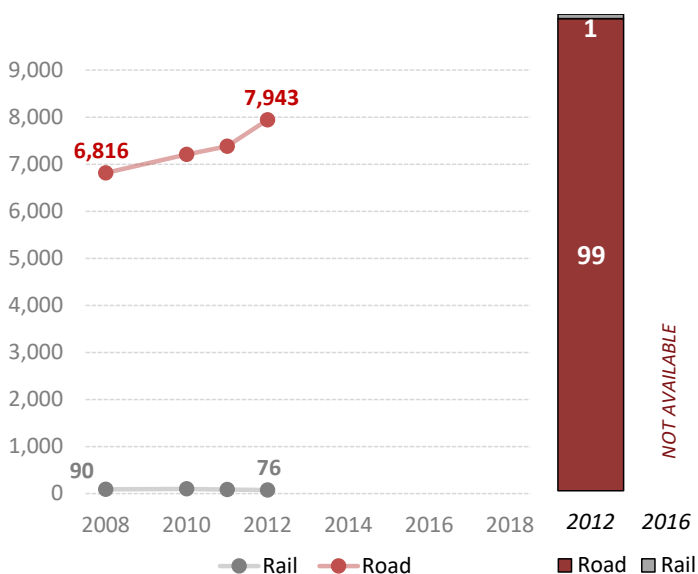
### Road deaths per

Million inhabitants, 2018	117
100,000 passenger cars	..

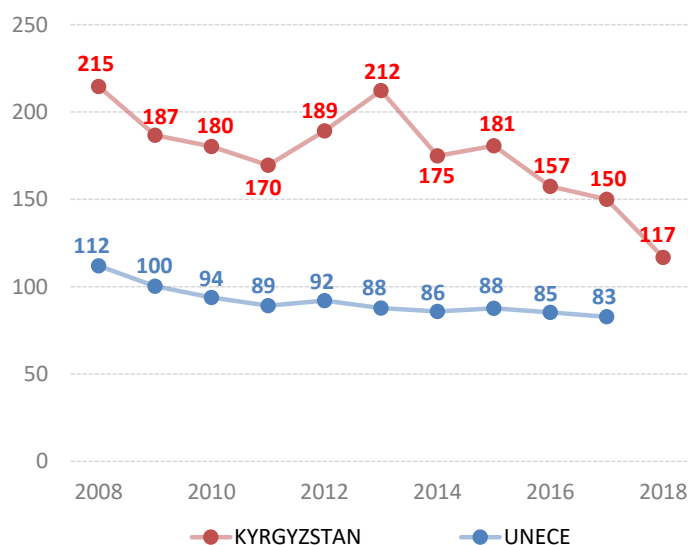
### Vulnerable road users (% of total deaths)

Pedestrian and cyclists, 2018	40.5
Motorcyclists	..

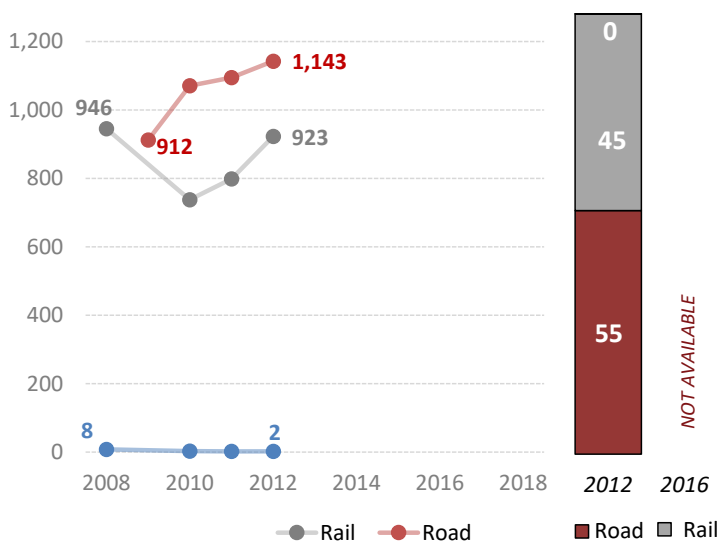
### Passenger-km by mode (million) and modal share (%)



### Road fatalities per million inhabitants



### Tonne-km by mode (million) and modal share (%)



### Road traffic fatalities by gender and age



DATA NOT AVAILABLE

< 18    18-20    21-24    25-64    65+  
■ Male    ■ Female

Source: UNECE Transport Statistics Database.

Note: For road safety graphics, UNECE refers to the average value of ECE member States. IWW = inland waterways. Alternative fuel refers to fuel types other than petrol, diesel or hybrids.

- Not applicable / .. Not available.