

# Transport Statistics Infocard

## KAZAKHSTAN



• Area: 2,724,900 km<sup>2</sup> • Inhabitants: 18,403,860 (2018)

Contracting Party to 18 UN Transport Conventions (of which 11 UN Road Safety Conventions) under the purview of UNECE Inland Transport Committee.

### Road and rail statistics

Number of passenger cars (thousand), 2016	3,845
Motorization rate (No. of passenger cars per thousand inhabitants), 2016	214
New registrations of alternative fuel passenger cars (% of total)	..
Length of railway lines (km), 2016	15,530

### Road casualty statistics

Fatalities, 2018	2,096
Injured, 2018	20,445

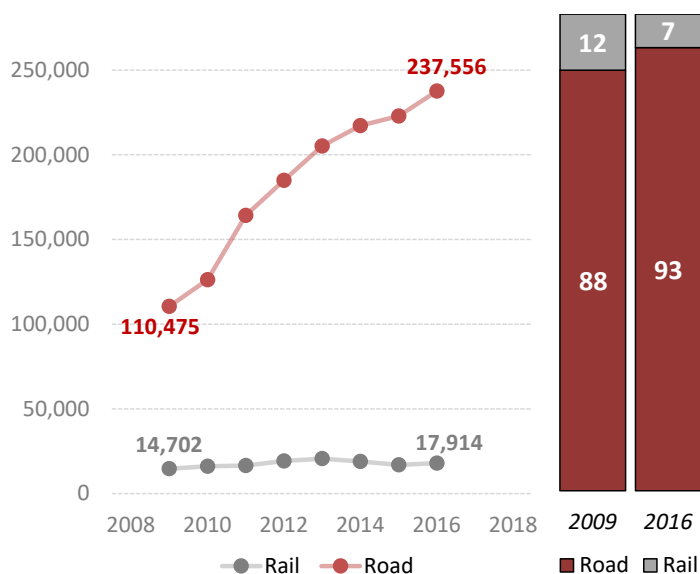
### Road deaths per

Million inhabitants, 2018	114
100,000 passenger cars, 2016	62

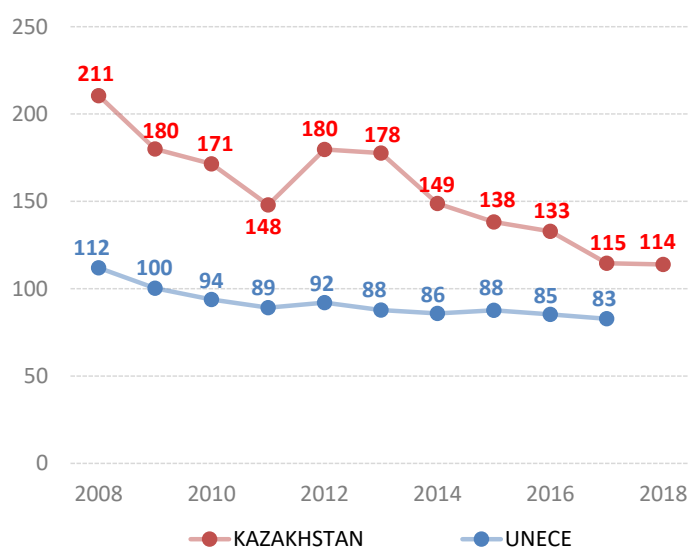
### Vulnerable road users (% of total deaths)

Pedestrian and cyclists	..
Motorcyclists	..

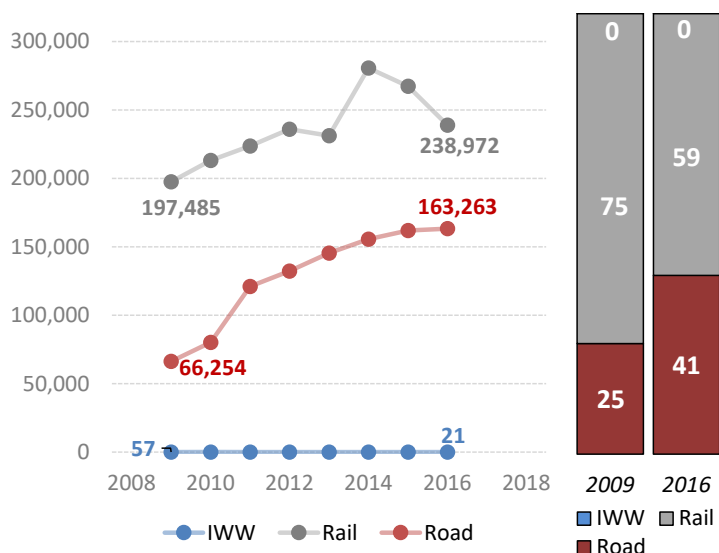
### Passenger-km by mode (million) and modal share (%)<sup>1</sup>



### Road fatalities per million inhabitants



### Tonne-km by mode (million) and modal share (%)



### Road traffic fatalities by gender and age



DATA NOT AVAILABLE

< 18    18-20    21-24    25-64    65+  
■ Male    ■ Female

Source: UNECE Transport Statistics Database.

Note: For road safety graphics, UNECE refers to the average value of ECE member States. IWW = inland waterways. Alternative fuel refers to fuel types other than petrol, diesel or hybrids.

<sup>1</sup> Road passenger-km refers to public transport only.

- Not applicable / .. Not available.