


Transport Statistics Infocard

ITALY



• Area: 301,337 km² • Inhabitants: 60,437,700 (2018)

Contracting Party to 36 UN Transport Conventions (of which 15 UN Road Safety Conventions) under the purview of UNECE Inland Transport Committee.

Road and rail statistics

Number of passenger cars (thousand), 2016	37,876
Motorization rate (No. of passenger cars per thousand inhabitants), 2016	625
New registrations of alternative fuel passenger cars (% of total), 2017	8.2
Length of railway lines (km), 2016	16,788

Road casualty statistics

Fatalities, 2017	3,378
Injured, 2017	246,750

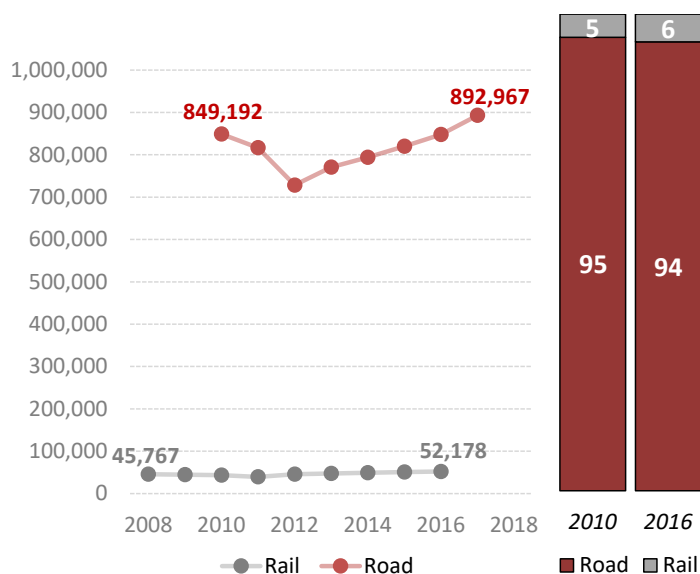
Road deaths per

Million inhabitants, 2017	56
100,000 passenger cars, 2016	9

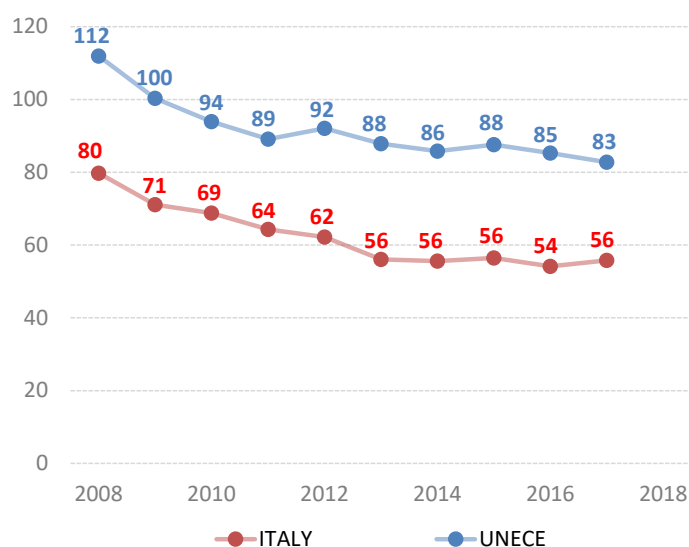
Vulnerable road users (% of total deaths)

Pedestrian and cyclists, 2013	23.5
Motorcyclists, 2009	24.5

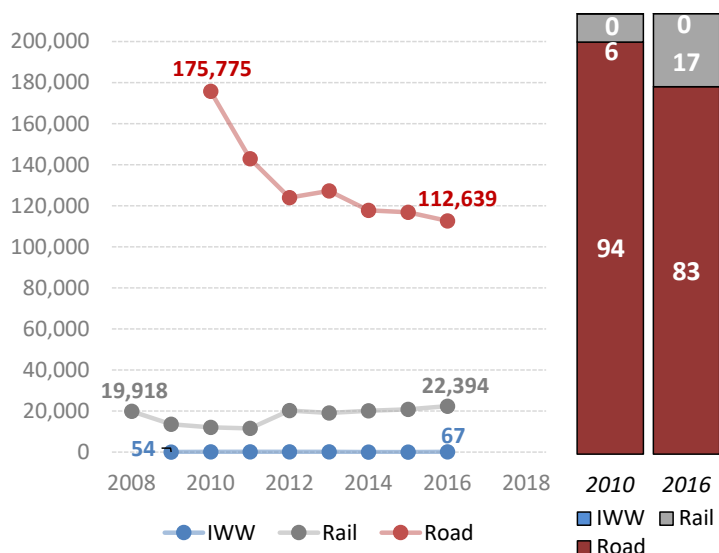
Passenger-km by mode (million) and modal share (%)



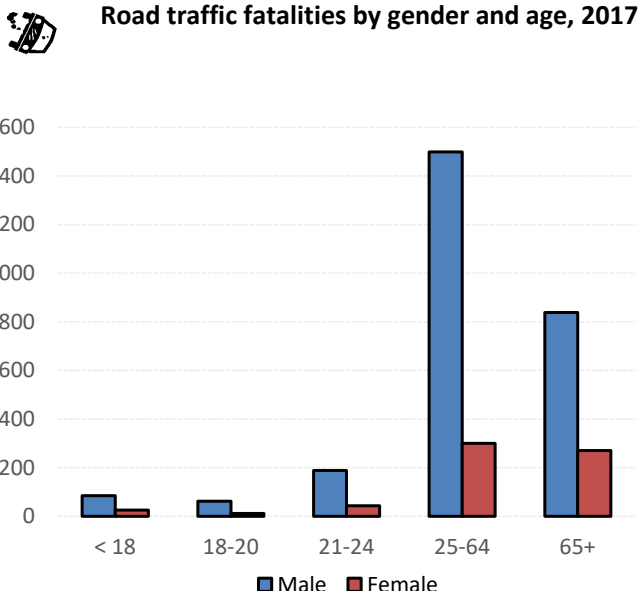
Road fatalities per million inhabitants



Tonne-km by mode (million) and modal share (%)



Road traffic fatalities by gender and age, 2017



Source: UNECE Transport Statistics Database.

Note: For road safety graphics, UNECE refers to the average value of ECE member States. IWW = inland waterways. Alternative fuel refers to fuel types other than petrol, diesel or hybrids.