

Transport Statistics Infocard

HUNGARY



• Area: 93,030 km² • Inhabitants: 9,771,200 (2018)

Contracting Party to 38 UN Transport Conventions (of which 16 UN Road Safety Conventions) under the purview of UNECE Inland Transport Committee.

Road and rail statistics

| | |
|--|-------|
| Number of passenger cars (thousand), 2017 | 3,472 |
| Motorization rate (No. of passenger cars per thousand inhabitants), 2017 | 355 |
| New registrations of alternative fuel passenger cars (% of total), 2017 ¹ | 3.8 |
| Length of railway lines (km), 2017 | 7,945 |

Road casualty statistics

| | |
|------------------|--------|
| Fatalities, 2017 | 625 |
| Injured, 2017 | 21,455 |

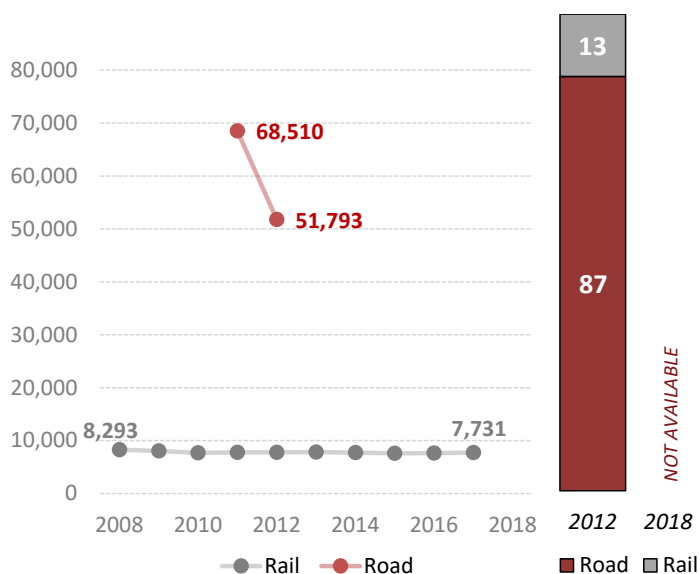
Road deaths per

| | |
|------------------------------|----|
| Million inhabitants, 2017 | 64 |
| 100,000 passenger cars, 2017 | 18 |

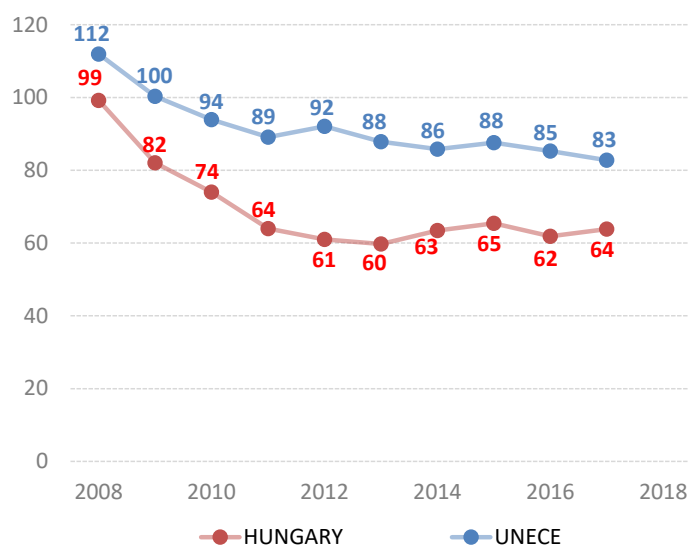
Vulnerable road users (% of total deaths)

| | |
|-------------------------------|------|
| Pedestrian and cyclists, 2013 | 36.4 |
| Motorcyclists, 2009 | 8.9 |

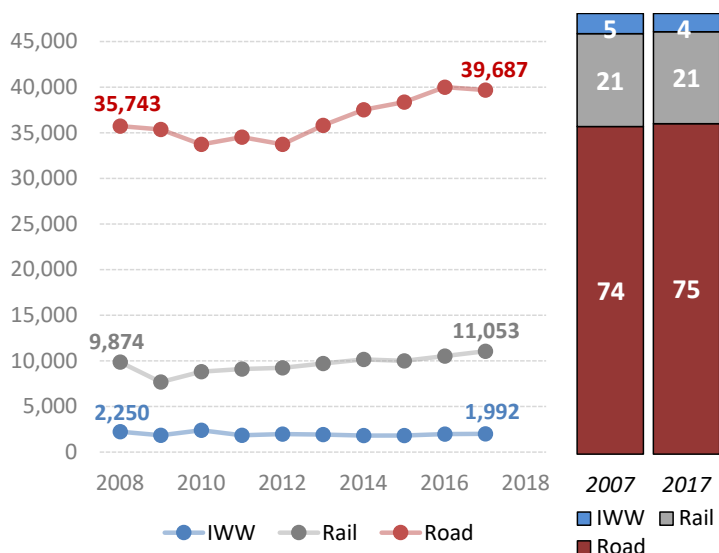
Passenger-km by mode (million) and modal share (%)²



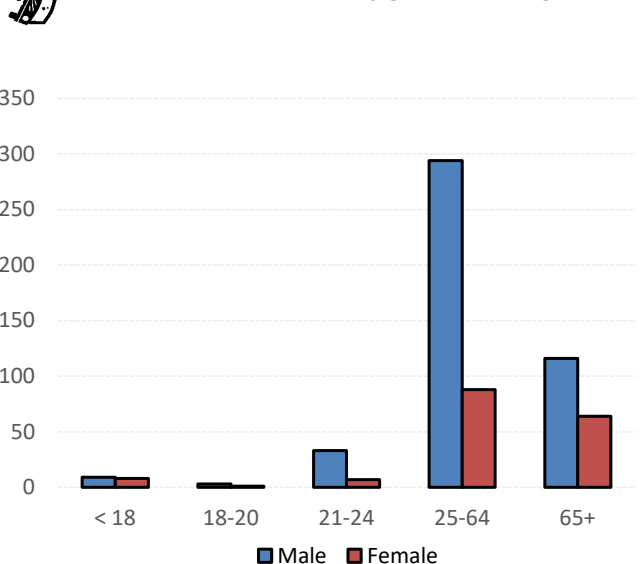
Road fatalities per million inhabitants



Tonne-km by mode (million) and modal share (%)



Road traffic fatalities by gender and age, 2017



Source: UNECE Transport Statistics Database. Note: For road safety graphics, UNECE refers to the average value of ECE member States. IWW = inland waterways. Alternative fuel refers to fuel types other than petrol, diesel or hybrids.

¹New registrations include both new vehicles and used vehicles from abroad. Alternative fuel passenger cars includes hybrid petrol and hybrid diesel vehicles.

²Road passenger-km excludes international transport and mini buses. 2012 data refers to passenger cars only.