

# Transport Statistics Infocard

## GREECE



• Area: 131,957 km<sup>2</sup> • Inhabitants: 10,727,560 (2018)

Contracting Party to 27 UN Transport Conventions (of which 14 UN Road Safety Conventions) under the purview of UNECE Inland Transport Committee.

### Road and rail statistics

Number of passenger cars (thousand), 2017	5,236
Motorization rate (No. of passenger cars per thousand inhabitants), 2017	487
New registrations of alternative fuel passenger cars (% of total)	..
Length of railway lines (km), 2017	2,240

### Road casualty statistics

Fatalities, 2017	731
Injured, 2017	13,271

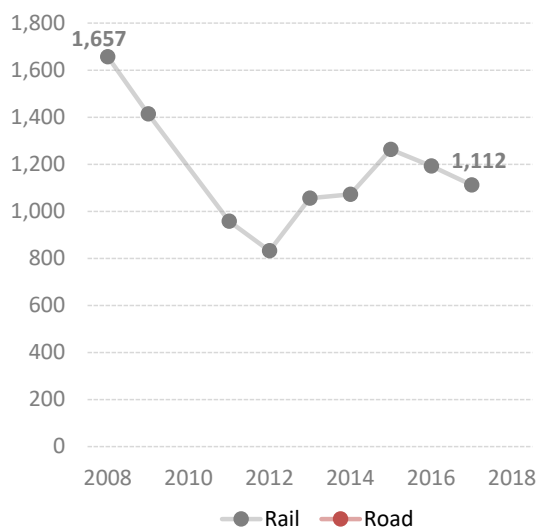
### Road deaths per

Million inhabitants, 2017	68
100,000 passenger cars, 2017	14

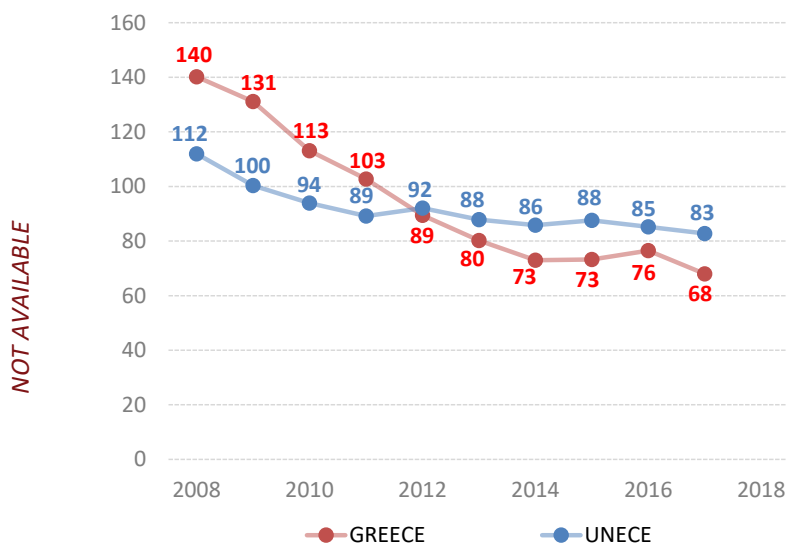
### Vulnerable road users (% of total deaths)

Pedestrian and cyclists, 2010	16.1
Motorcyclists, 2009	27.8

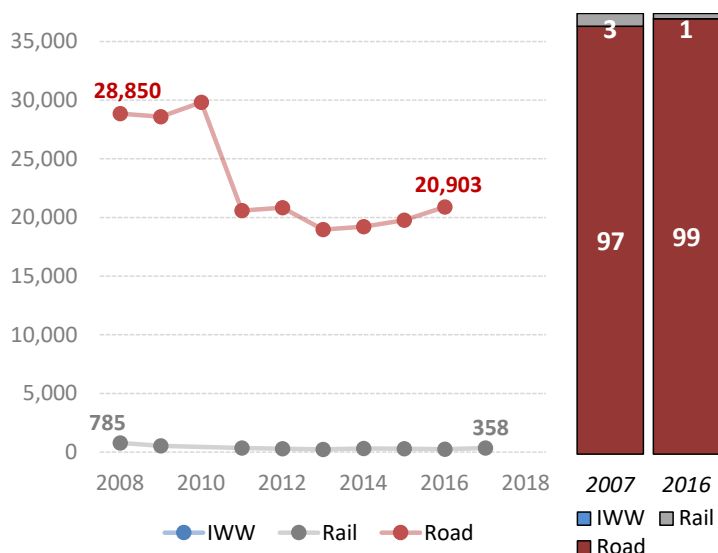
### Passenger-km by mode (million) and modal share (%)



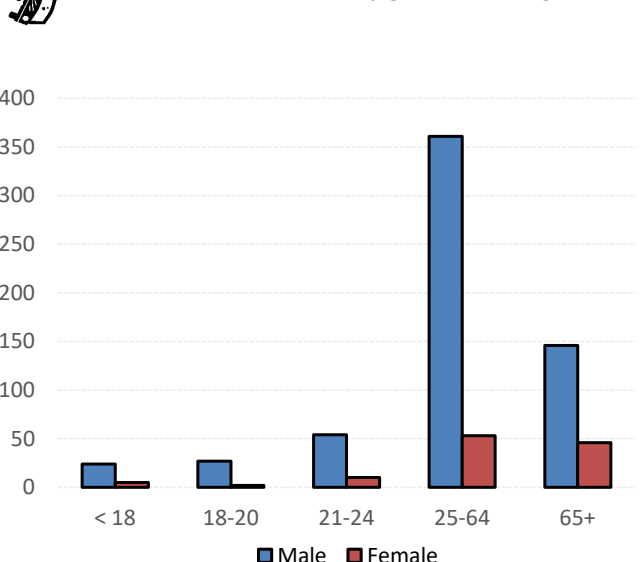
### Road fatalities per million inhabitants



### Tonne-km by mode (million) and modal share (%)



### Road traffic fatalities by gender and age, 2017



Source: UNECE Transport Statistics Database.

Note: For road safety graphics, UNECE refers to the average value of ECE member States. IWW = inland waterways. Alternative fuel refers to fuel types other than petrol, diesel or hybrids.

- Not applicable / .. Not available.