


Transport Statistics Infocard

FRANCE



• Area: 551,500 km² • Inhabitants: 66,977,000 (2018)

Contracting Party to 39 UN Transport Conventions (of which 14 UN Road Safety Conventions) under the purview of UNECE Inland Transport Committee.

Road and rail statistics

Number of passenger cars (thousand), 2017	32,006
Motorization rate (No. of passenger cars per thousand inhabitants), 2017	479
New registrations of alternative fuel passenger cars (% of total), 2017	1.3
Length of railway lines (km), 2017	28,120

Road casualty statistics

Fatalities, 2017	3,444
Injured, 2017	73,382

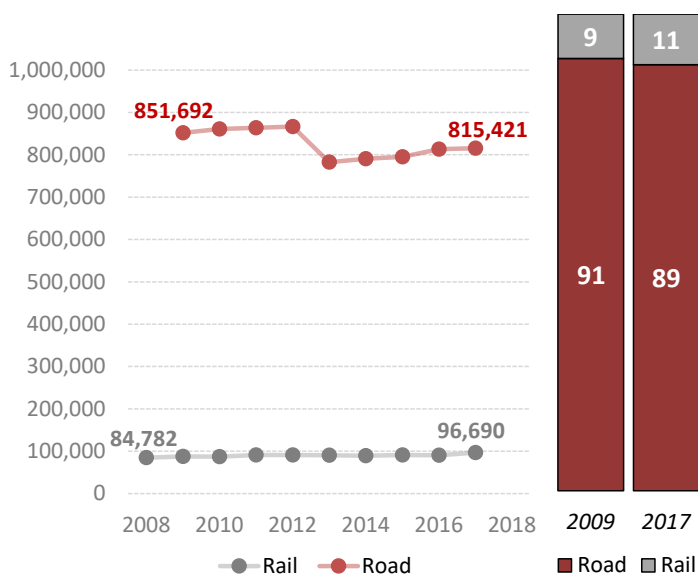
Road deaths per

Million inhabitants, 2017	52
100,000 passenger cars, 2017	11

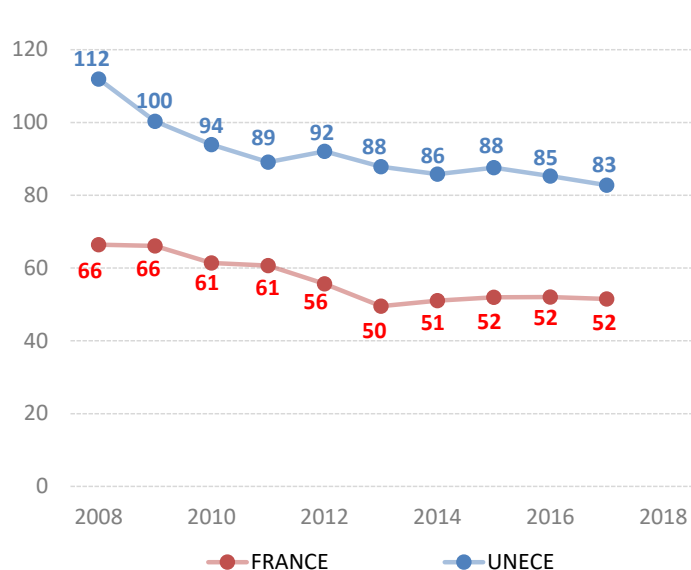
Vulnerable road users (% of total deaths)

Pedestrian and cyclists, 2013	18.7
Motorcyclists, 2009	21.2

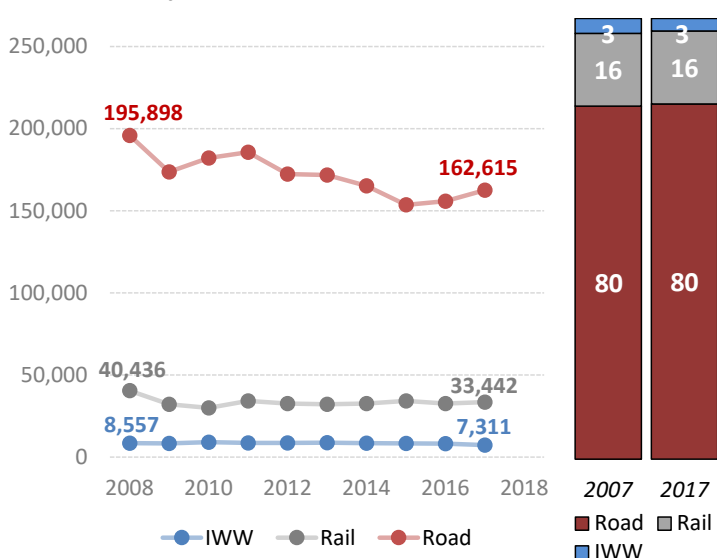
Passenger-km by mode (million) and modal share (%)



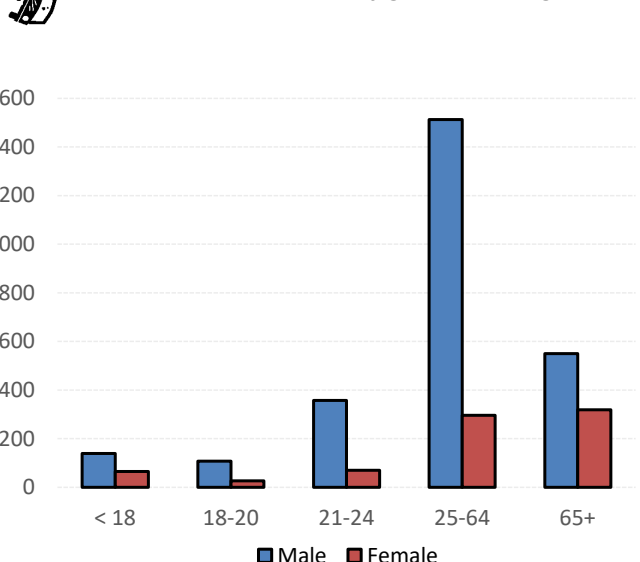
Road fatalities per million inhabitants



Tonne-km by mode (million) and modal share (%)



Road traffic fatalities by gender and age, 2017



Source: UNECE Transport Statistics Database.

Note: For road safety graphics, UNECE refers to the average value of ECE member States. IWW = inland waterways. Alternative fuel refers to fuel types other than petrol, diesel or hybrids.