

# Transport Statistics Infocard

## FINLAND



• Area: 338,150 km<sup>2</sup> • Inhabitants: 5,516,200 (2018)

Contracting Party to 33 UN Transport Conventions (of which 14 UN Road Safety Conventions) under the purview of UNECE Inland Transport Committee.

### Road and rail statistics

Number of passenger cars (thousand), 2018	3,471
Motorization rate (No. of passenger cars per thousand inhabitants), 2018	629
New registrations of alternative fuel passenger cars (% of total), 2018	1.6
Length of railway lines (km), 2017	5,926

### Road casualty statistics

Fatalities, 2017	238
Injured, 2017	5,574

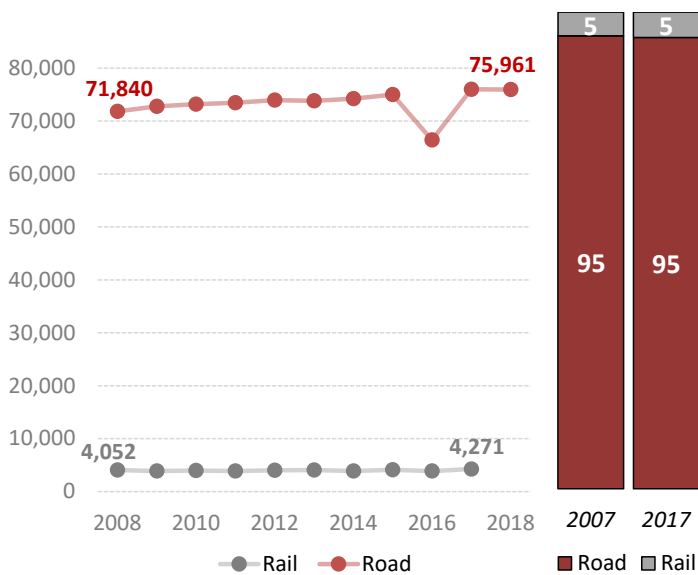
### Road deaths per

Million inhabitants, 2017	43
100,000 passenger cars, 2017	7

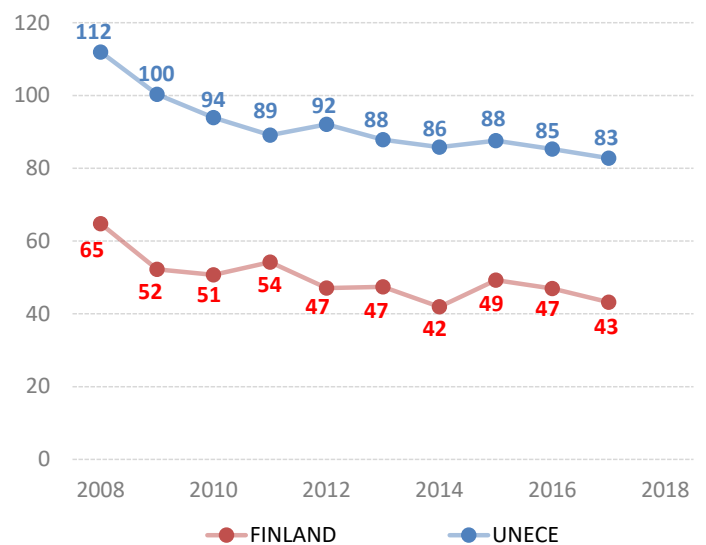
### Vulnerable road users (% of total deaths)

Pedestrian and cyclists, 2013	20.9
Motorcyclists, 2009	9.7

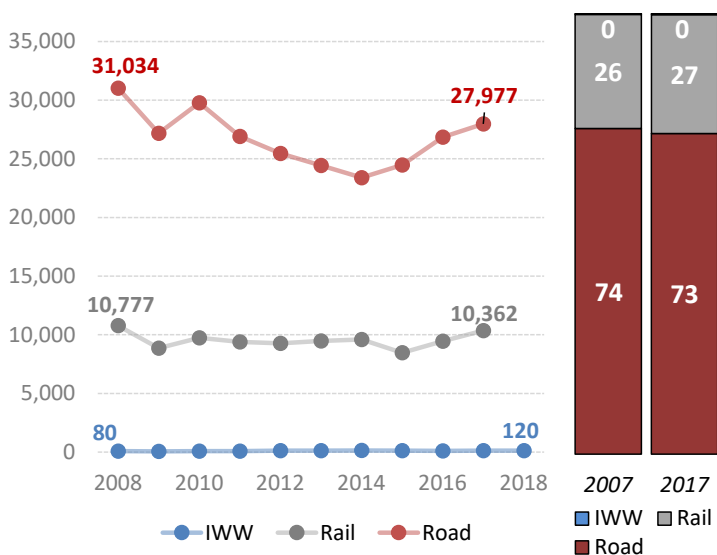
### Passenger-km by mode (million) and modal share (%)



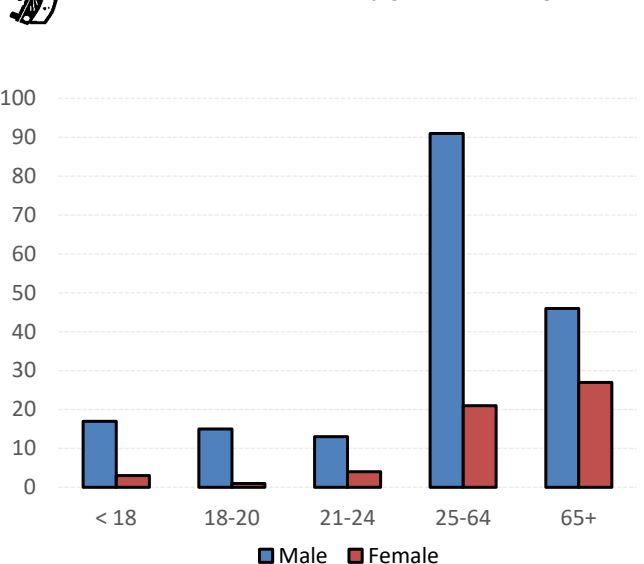
### Road fatalities per million inhabitants



### Tonne-km by mode (million) and modal share (%)



### Road traffic fatalities by gender and age, 2017



Source: UNECE Transport Statistics Database.

Note: For road safety graphics, UNECE refers to the average value of ECE member States. IWW = inland waterways. Alternative fuel refers to fuel types other than petrol, diesel or hybrids.