


Transport Statistics Infocard

DENMARK



• Area: 43,094 km² • Inhabitants: 5,794,000 (2018)

Contracting Party to 32 UN Transport Conventions (of which 12 UN Road Safety Conventions) under the purview of UNECE Inland Transport Committee.

Road and rail statistics

Number of passenger cars (thousand), 2017	2,530
Motorization rate (No. of passenger cars per thousand inhabitants), 2017	439
New registrations of alternative fuel passenger cars (% of total)	..
Length of railway lines (km), 2017	1,987

Road casualty statistics

Fatalities, 2017	175
Injured, 2017	3,143

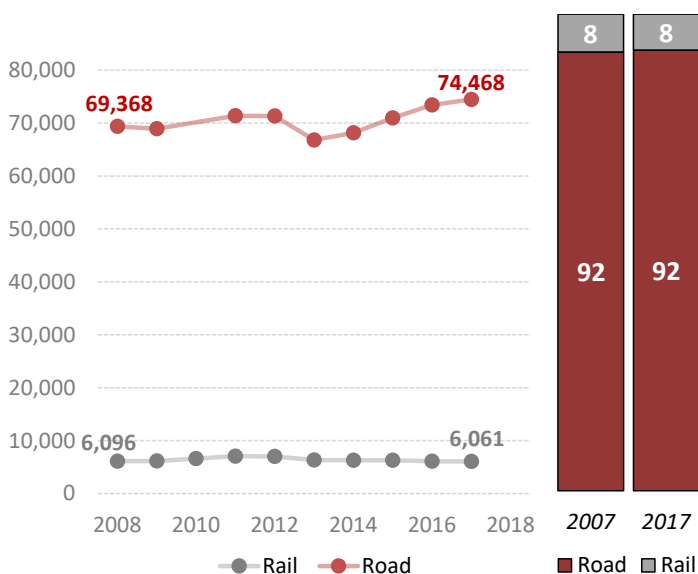
Road deaths per

Million inhabitants, 2017	30
100,000 passenger cars, 2017	7

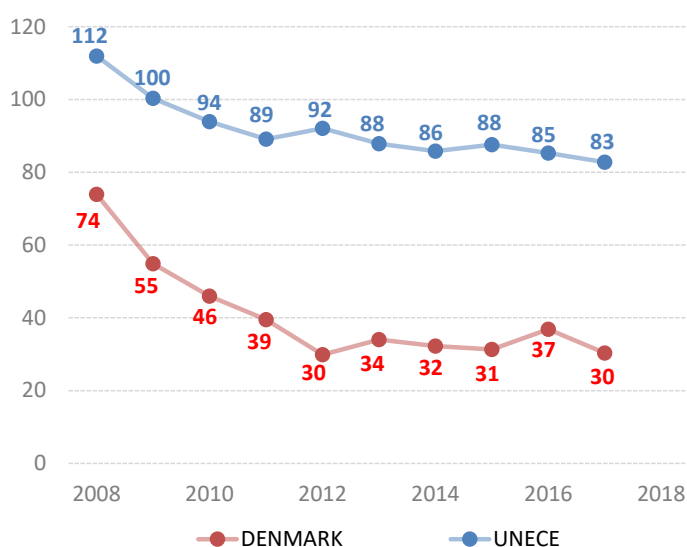
Vulnerable road users (% of total deaths)

Pedestrian and cyclists	..
Motorcyclists, 2009	8.9

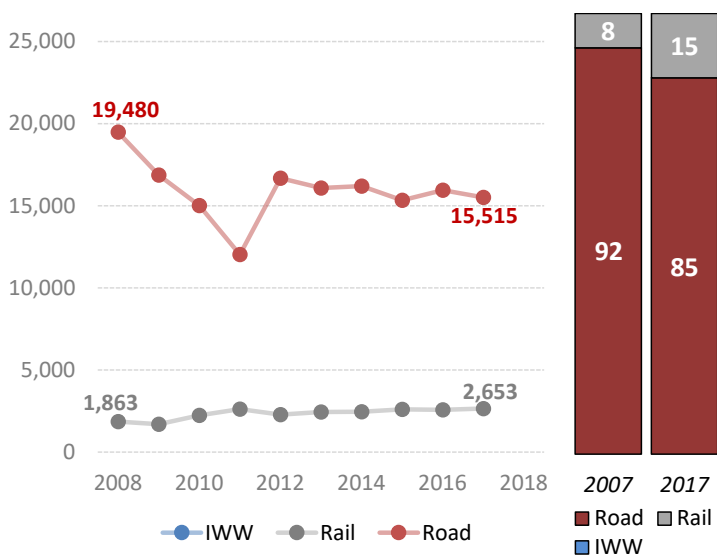
Passenger-km by mode (million) and modal share (%)



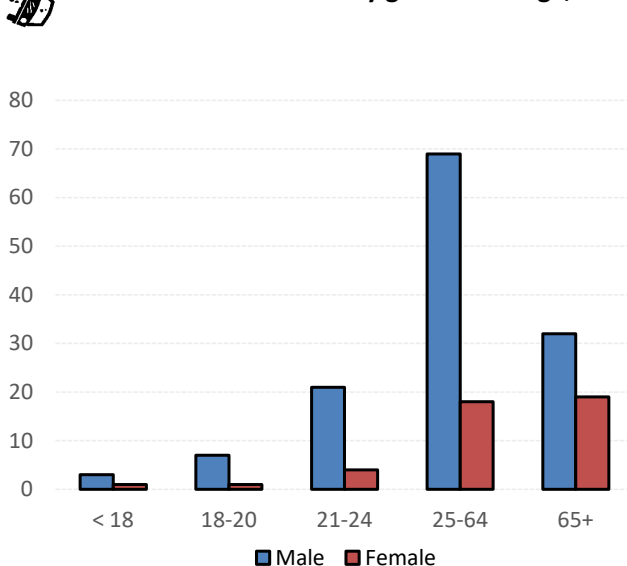
Road fatalities per million inhabitants



Tonne-km by mode (million) and modal share (%)¹



Road traffic fatalities by gender and age, 2017



Source: UNECE Transport Statistics Database.

Note: For road safety graphics, UNECE refers to the average value of ECE member States. IWW = inland waterways. Alternative fuel refers to fuel types other than petrol, diesel or hybrids.

¹ 2011 road tonne-km does not include international transport.

- Not applicable / .. Not available.