

# Transport Statistics Infocard

## CANADA



• Area: 9,970,610 km<sup>2</sup> • Inhabitants: 37,058,856 (2018)

Contracting Party to 8 UN Transport Conventions (of which 2 UN Road Safety Conventions) under the purview of UNECE Inland Transport Committee.

### Road and rail statistics

Number of passenger cars (thousand), 2017 <sup>1</sup>	22,678
Motorization rate (No. of passenger cars per thousand inhabitants), 2017 <sup>1</sup>	618
New registrations of alternative fuel passenger cars (% of total)	..
Length of railway lines (km), 2017	61,768

### Road casualty statistics

Fatalities, 2017	1,841
Injured, 2017	151,248

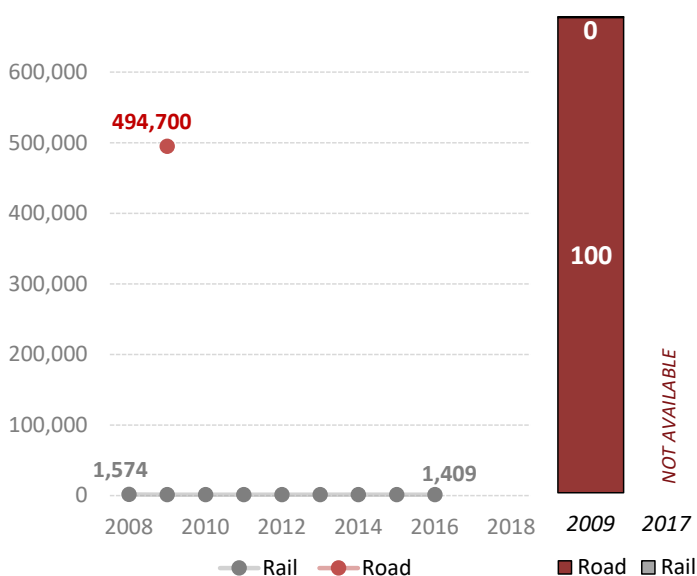
### Road deaths per

Million inhabitants, 2017	50
100,000 passenger cars, 2017 <sup>1</sup>	8

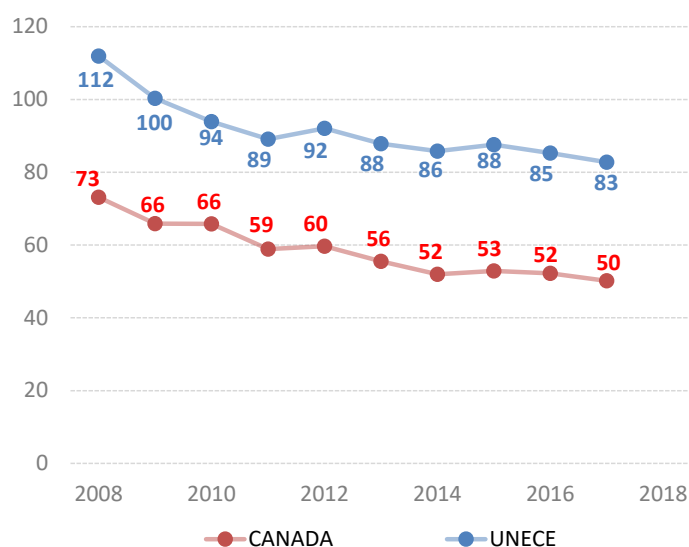
### Vulnerable road users (% of total deaths)

Pedestrian and cyclists, 2017	18.8
Motorcyclists, 2017	10.7

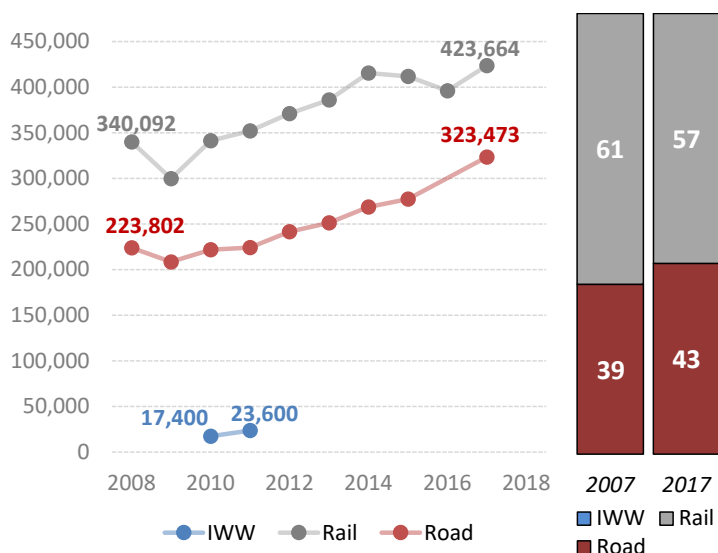
### Passenger-km by mode (million) and modal share (%)



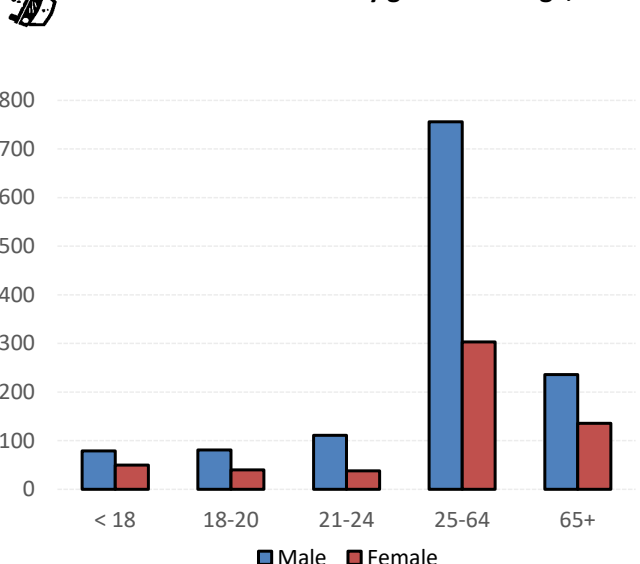
### Road fatalities per million inhabitants



### Tonne-km by mode (million) and modal share (%)



### Road traffic fatalities by gender and age, 2017



Source: UNECE Transport Statistics Database.

Note: For road safety graphics, UNECE refers to the average value of ECE member States. IWW = inland waterways. Alternative fuel refers to fuel types other than petrol, diesel or hybrids.

<sup>1</sup> Passenger cars refers to all vehicles with at least four wheels weighing less than 4,500 kg

- Not applicable / .. Not available.