

## BOSNIA AND HERZEGOVINA



• Area: 51,197 km<sup>2</sup> • Inhabitants: 3,503,554 (2018)

Contracting Party to 27 UN Transport Conventions (of which 11 UN Road Safety Conventions) under the purview of UNECE Inland Transport Committee.

### Road and rail statistics

|  |       |
|--|-------|
| Number of passenger cars (thousand), 2017                                | 885   |
| Motorization rate (No. of passenger cars per thousand inhabitants), 2017 | 252   |
| New registrations of alternative fuel passenger cars (% of total), 2017  | 2.1   |
| Length of railway lines (km), 2017                                       | 1,018 |

### Road casualty statistics

|                  |        |
|------------------|--------|
| Fatalities, 2017 | 302    |
| Injured, 2017    | 10,172 |

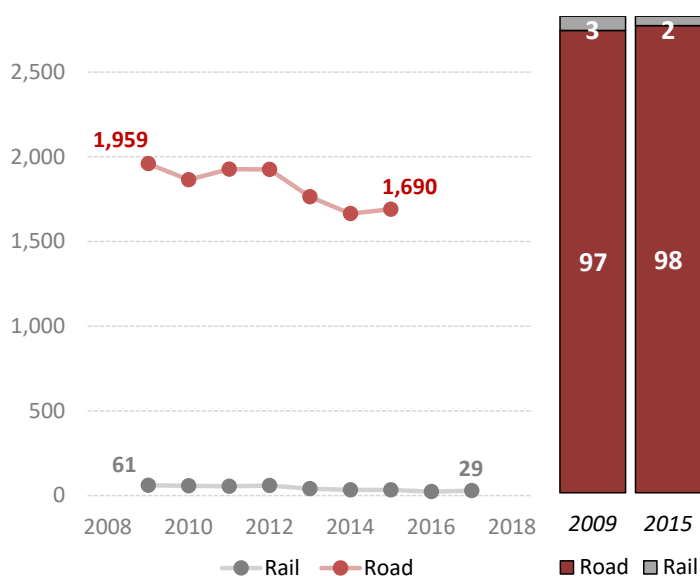
### Road deaths per

|                              |    |
|------------------------------|----|
| Million inhabitants, 2017    | 86 |
| 100,000 passenger cars, 2017 | 34 |

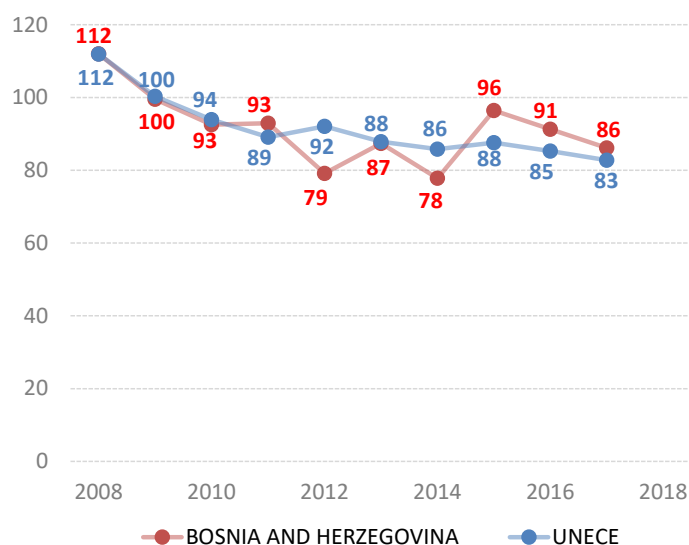
### Vulnerable road users (% of total deaths)

|                         |    |
|-------------------------|----|
| Pedestrian and cyclists | .. |
| Motorcyclists           | .. |

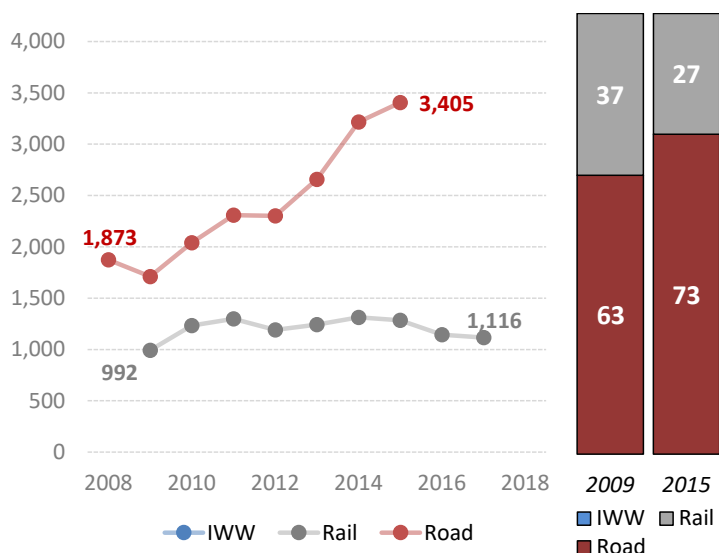
### Passenger-km by mode (million) and modal share (%)<sup>1</sup>



### Road fatalities per million inhabitants



### Tonne-km by mode (million) and modal share (%)



### Road traffic fatalities by gender and age

DATA NOT AVAILABLE

< 18    18-20    21-24    25-64    65+  
■ Male    ■ Female

Source: UNECE Transport Statistics Database.

Note: For road safety graphics, UNECE refers to the average value of ECE member States. IWW = inland waterways. Alternative fuel refers to fuel types other than petrol, diesel or hybrids.

<sup>1</sup> Road passenger-km refers to public transport only.

- Not applicable / .. Not available.